SEKISUI

SUSTAINABILITY REPORT 2026

Innovation for the Earth

In order to realize a sustainable society,
we support the basis of LIFE and will continue to create
“peace of mind for generations to come.”

Contents

003 Editorial Policy
004 Scope of the Sustainability Report 2026
005 Top Message

006 SEKISUI CHEMICAL Group's Sustainability

007 SEKISUI CHEMICAL Group's Sustainability
017 Products to Enhance Sustainability

025 Environment

026 Overview
047 Climate Change
061 Realizing Resource Recycling
072 Reducing Water-related Risks
081 Addressing Biodiversity
089 Chemical Substance Management

092 Society

093 Human Capital
096 Fostering a Culture That Embraces Challenge (Challenge action rate, Engagement)
099 Achieving the Right Talent in the Right Position (Human Resources Management, Human Resource Development, Training)
103 Achieving Diversity (Diversity, Composition of Personnel, Support for Balancing Childcare and Work, Health and Productivity Management)
115 Safety Issues
124 Stakeholder Engagement
129 Respect for Human Rights
135 Responsible Procurement

140 Governance

141 Corporate Governance
148 Risk Management
155 CS & Quality
164 Legal and Ethical Issues
171 Information Management
175 Innovation
179 Intellectual Property Management
182 DX

186 Reference Materials

187 List of SEKISUI CHEMICAL Group Policies
188 Overview of SEKISUI CHEMICAL Group's Business
189 External Evaluation
190 Independent Practitioner's Assurance Report
191 GRI Standards Content Index
216 SASB Standards Content Index

How to use this report (PDF)

This report (PDF) includes navigation functions to facilitate page transitions and references to external websites.

HOME Going to the Contents page
BACK Returning to the previous page
NEXT Going to the next page

P.000 XXXXXXXXXXX Going to a relevant page
WEB XXXXXXXXXXX Going to an external website

Editorial Policy

Editorial Policy

In issuing its Sustainability Report, SEKISUI CHEMICAL Group (the Group) is looking to inform stakeholders of its various related initiatives with the aim of deepening their understanding of the activities in which it engages to realize both a sustainable society and sustainable growth of the Group itself.
In November 2021, the International Sustainability Standards Board (ISSB), which was established by the International Financial Reporting Standards (IFRS) Foundation, outlined its thoughts on the disclosure of ESG information. Drawing on these thoughts, this report provides details on the Group's approach, systems, and initiatives toward sustainability and the environment (E) as well as social (S) and governance (G) concerns, classified into the following five categories: Strategy (Stance and Approach); Governance; Risk Management; Indicators and Targets; and Major Initiatives.
The information published in this report has been decided upon in reference to various report-drafting guidelines, based on internal and external surveys and third-party reviews, and in consideration of what is important for both society and the Group.
The Sustainability Report has been edited with an anticipated readership of all stakeholders involved with the Group, particularly institutions that evaluate ESG and investors.
The Group has consolidated all sustainability-related information on our corporate website. The PDF edition contains information as of March 31, 2026 that has been assured by a third-party organization, while the website will be updated and supplemented with information as necessary starting April 1, 2026.
The standards used for calculating the major reported performance indicators are compiled together and listed after each set of performance data.
To ensure reliability the environmental and social information in the Japanese version of the Sustainability Report 2026 PDF Edition has been assured by a third-party organization. Information that falls within the scope of independent practitioner's assurance is identified by ☑.
Details of and information regarding the previous Medium-term Management Plan in Sustainability Report 2026 refer to Drive 2022, which covers the three-year period from FY2020 to FY2022. Details of and information regarding the current Medium-term Management Plan refer to Drive 2.0, which covers the three-year period from FY2023 to FY2025, and those regarding the next Medium-term Management Plan refer to Accelerate 2028, which covers the three-year period from FY2026 to FY2028.

Guidelines Used for Reference, etc.

· GRI Standards
· SASB Standards
· The Ministry of the Environment's Environmental Reporting Guidelines 2018
· ISO 26000 (Guidance On Social Responsibility)
· The Ten Principles of the United Nations Global Compact
· Task Force on Climate-related Financial Disclosures (TCFD) Final Report
· Task Force on Nature-related Financial Disclosures (TNFD) Final Recommendations v1.0
· Environmental Accounting Guidelines 2005

SEKISUI CHEMICAL Group Information Disclosure System

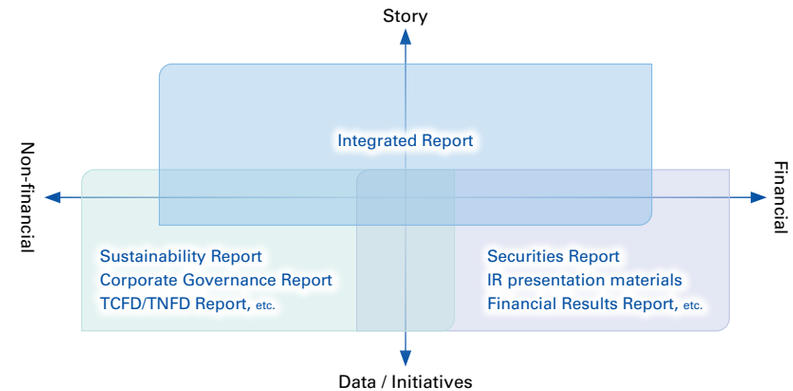

Details of the Group's ESG management and sustainability activities as well as comprehensive non-financial information are disclosed in the Sustainability Report.

SEKISUI CHEMICAL Group reports on its management strategies aimed at creating corporate value, its financial and nonfinancial approach as well as related data and initiatives in a comprehensive manner in its Integrated Report.

Moreover, we continuously disclose explanatory materials on our management strategy, including financial results and non-financial data, in our Annual Securities Report and IR financial results presentation materials.

Scope of the Sustainability Report 2026

Scope of the Sustainability Report 2026

Scope of This Report:
This report principally outlines the activities of SEKISUI CHEMICAL CO., LTD. and its subsidiaries (hereinafter referred to as the "SEKISUI CHEMICAL Group"), with particular emphasis on the business establishments that constitute the core of its operations.
Timeframe Encompassed by This Report:
April 1, 2025-March 31, 2026 (Includes some activities that occurred outside this timeframe.)
Date of issue:
July 2026 (Previous report published in July 2025; next report scheduled for July 2027.)

Scope of Independent Practitioner's Assurance

The environmental and social information of the Sustainability Report 2026 PDF Edition has been assured by a third-party organization. Information that falls within the scope of independent practitioner's assurance is identified by ☑. Please refer to the Independent Practitioner's Limited Assurance Report on the applicable page for details.

Disclaimer

Readers are requested to note the following:The information in Sustainability Report 2026 includes not only past and present facts concerning SEKISUI CHEMICAL Group, but also future forecasts based on current plans and projections and management plans and management policies as of the time of publication. Changes in various factors could cause the results and outcomes of business activities in the future to differ from these forecasts. Also, since the figures in the tables and graphs contained in this report have been adjusted through rounding and other means, in some cases total figures may not be equal to the sums of their parts. In addition, for some items data for past fiscal years has been revised in line with expansion in the scope of summation, revision of calculation methods, and changes to environmental impact coefficients.

Top Message

President and Representative Director Ikusuke Shimizu

Under "Innovation for the Earth," the Vision Statement set out in Vision 2030, SEKISUI CHEMICAL Group supports the basis of LIFE and, by creating peace of mind for generations to come, aims to resolve social issues and enhance corporate value at the same time.
To make Vision 2030 a reality, I believe that what our Group must do is contribute to resolving the many issues surrounding residential and social infrastructure, as well as people's daily lives through prominent technologies, products, and services.

Companies are being asked to do more than ever, including responding to climate change and resource constraints and fulfilling responsibilities across supply chains. In putting this into practice, we must also address practical near-term issues such as balancing costs and growth. Building on that, it is essential that we make ESG a driver of even greater competitiveness over the medium to long term.
At the core of our ESG management is the creation and expansion of Products to Enhance Sustainability. Our Group is accelerating its activities so that its businesses and products directly help resolve social issues, and as a result, net sales of Products to Enhance Sustainability have grown to surpass 1,000 billion yen. We will accelerate this effort further and, by delivering peace of mind for generations to come, advance our shift into high-value-added fields toward doubling our business in FY2030 to achieve sales of 2,000 billion yen and an operating profit margin of 10% or higher. To keep providing society with peace of mind, trust in the very companies that provide it is essential. We will therefore continue working to eliminate serious incidents in the fields of Safety, Quality, Legal/Ethical, Accounting, and Information Management.
We are also strengthening each of the fields that underpin the creation and expansion of Products to Enhance Sustainability: Governance, Digital Transformation (DX), Environment, Human Capital, and Innovation. In particular, we see the creation of even more value, by advancing carbon neutrality, implementing a circular economy, and strengthening human capital, as an important challenge toward reinforcing our ESG management foundation under the Medium-term Management Plan running from FY2026 to FY2028.

In an era of growing uncertainty, we need the ability to treat change as an opportunity for growth rather than merely a risk. Our Group's strength lies in creating new value through Strategic Foresight, Processing, and Value Transformation. By anticipating social issues and market needs, then combining the 27 highly competitive core technologies we have defined as our technology platforms (TPFs), we can turn change into growth through the delivery of original solutions such as the creation of Products to Enhance Sustainability.

Under our next Medium-term Management Plan, Accelerate 2028, we will practice proactive ESG management through the twin pillars of Business Strategy (create results from preparations and continuously strengthen earning power) and Foundation Strengthening (continuously strengthen ESG management), accelerating sharply toward Vision 2030. Vision 2030 is our Group's promise to society, and we will keep asking ourselves how we can achieve it as we work to deliver on that promise.

This report describes our Group's approach to environmental and social issues, its promotion systems, and the progress of its activities. We hope that our stakeholders will read it and share their candid feedback so that we can further enrich our dialogue. We ask for your continued support and cooperation.

July 2026

SEKISUI CHEMICAL Group's Sustainability

■ SEKISUI CHEMICAL Group's Sustainability ····· 007
● Strategy ····· 007
● Governance ····· 013
● Risk Management ····· 014
● Indicators and Targets ····· 014
■ Products to Enhance Sustainability ····· 017

SEKISUI CHEMICAL Group's Sustainability

Strategy

Basic Concept

By means of its ESG management, SEKISUI CHEMICAL Group is aiming to realize both a sustainable society and the sustainable growth of the Group itself. To this end, we are working together with stakeholders on three steps: securing prominence; solving social issues; and creating peace of mind for generations to come.
Under the previous Medium-term Management Plan, Drive 2022, we focused on strengthening our management ability to sustain the business and on controlling the cost of capital. Under the current plan, Drive 2.0, we built on that work with initiatives that support our growth strategy. Under the next Medium-term Management Plan, Accelerate 2028, which starts in FY2026, we will further strengthen our ESG management base while accelerating its contribution to the SEKISUI CHEMICAL Group's sustainable growth and to turning preparations into results.

ESG Management Conceptual Diagram

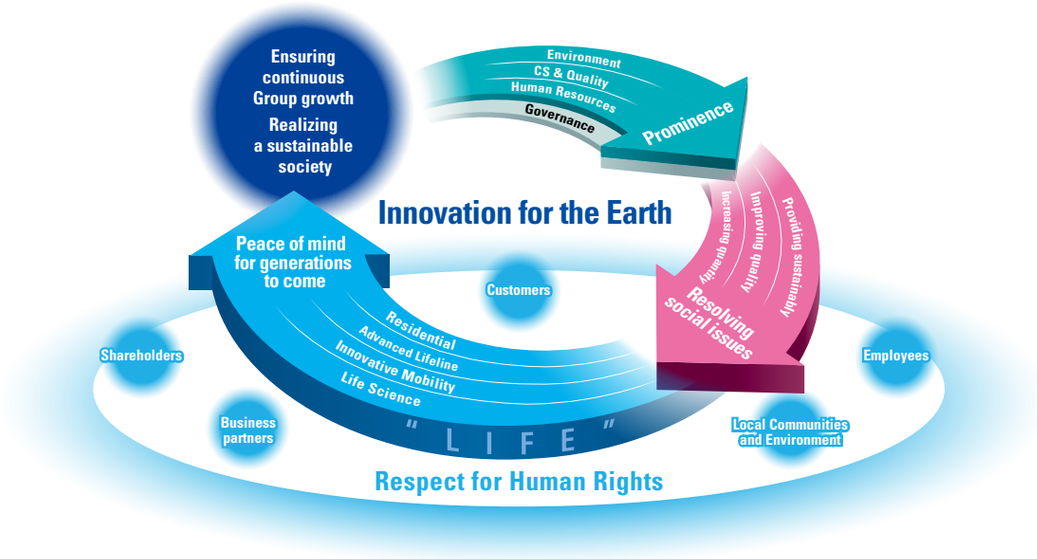

● Three steps

(1) Securing prominence

Putting in place a corporate structure that is trusted by society through Governance (Internal Control) and driven by the challenge of its prominence in Human Resources to create products and services that are overwhelmingly different in terms of Environment as well as CS & Quality.

(2) Solving social issues

Based on its prominence, accelerating the solving of social issues by means of three approaches (increasing the quantity of contributions, improving the quality of contributions, and providing both quantity and quality in a sustainable manner).

(3) Creating peace of mind for generations to come

Creating and expanding the value that delivers peace of mind for the future to all generations, including those of the future, through four domains (Residential, Advanced Lifeline, Innovative Mobility, and Life Science).

Long-term Vision and ESG Management

Under its Long-term Vision, Vision 2030, which was formulated in 2020 and carries the Group through to 2030, SEKISUI CHEMICAL Group has identified the Vision Statement to support the basis of LIFE and create peace of mind for generations to come in order to realize a sustainable society. Through "business growth & reform and creating new business centered on ESG management," the Company aims to expand its existing businesses and contribute to solving social issues through the creation of new businesses.

SEKISUI CHEMICAL Group's Principles

SEKISUI CHEMICAL Group's system of management principles comprises the Group's Corporate Philosophy, which outlines the approach and policies that underpin corporate activities; the Group Vision, which expresses the form to which we aspire under our Corporate Philosophy over the medium to long term; and Management Strategies to realize the Group Vision.

Corporate Philosophy: The 3S Principles

Service: At SEKISUI, we serve our stakeholders by creating social, environmental, and economic value through responsible business practices.
Speed: At SEKISUI, we accelerate innovation by eagerly taking on new challenges, adapting to change, and staying ahead of the times.
Superiority: At SEKISUI, we contribute to society* by helping to solve social issues with our superior technologies and quality.

* Society: Five social, environmental, and economic stakeholders, namely Customers; Shareholders; Employees; Business Partners; and Local Communities and Environment.

Group Vision

Through prominence in technology and quality, SEKISUI CHEMICAL Group will contribute to improving the lives of the people of the world and the Earth's environment, by continuing to open up new frontiers in Residential and Social Infrastructure Creation and Chemical Solutions.

WEB **Our Principles: Corporate Philosophy and Group Vision**
https://www.sekisuichemical.com/about/outline/vision/principles/

Long-term Vision, Vision 2030

SEKISUI CHEMICAL Group has a vision statement that incorporates a strong determination to innovate. This determination to stimulate innovation is designed to support the basis of LIFE and create peace of mind for generations to come in order to realize a sustainable society.
With "business growth & reform and creating new business centered on ESG management" at the center of its strategy, SEKISUI CHEMICAL Group aims to contribute more than ever before to solving social issues by driving innovation through two distinct means: expanding existing businesses* through product and business reform and creating new businesses through the development and acquisition of new business bases. Drawing on this cycle, we envisage doubling our sales volume by 2030 (to sales of 2 trillion yen and an operating profit margin of 10% or higher).

* Four business domains: Residential (Housing); Advanced Lifeline (Social Infrastructure); Innovative Mobility (Electric/Mobility); and Life Science (Health and Medical).

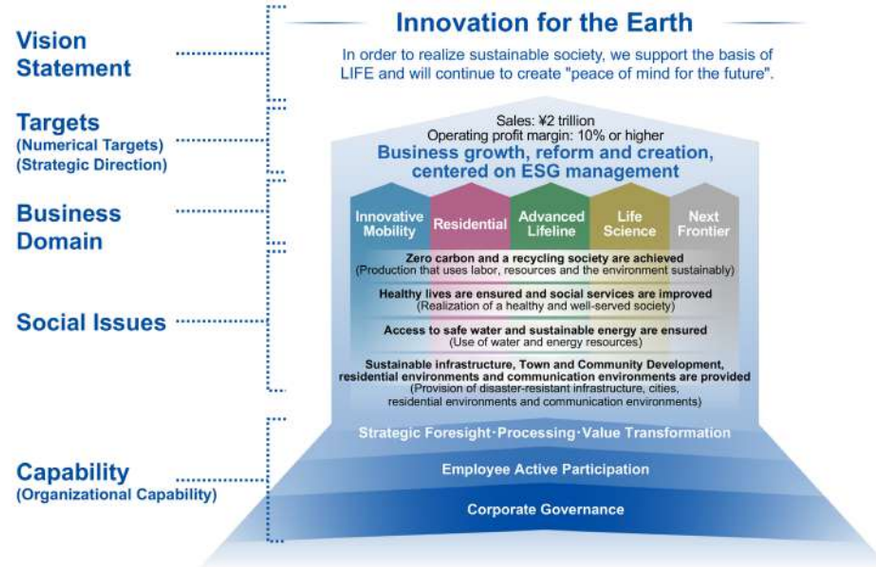

WEB **Long-term Vision and Medium-term Management Plan Presentation (May 22, 2020)**
https://www.sekisuichemical.com/about/outline/vision/principles/pdf/20200522kge_2.pdf

(This link to our Medium-term Management Plan presentation covers Drive 2022, our previous Medium-term Management Plan.)

ESG Management

Through "business growth & reform and creating new business centered on ESG management," SEKISUI CHEMICAL Group aims to realize both a sustainable society and sustainable growth of the Group itself by strengthening three driving forces that are the key to Vision 2030: the ability to contribute to solving social issues; the ability to create profit; and the Group's management ability to sustain business.

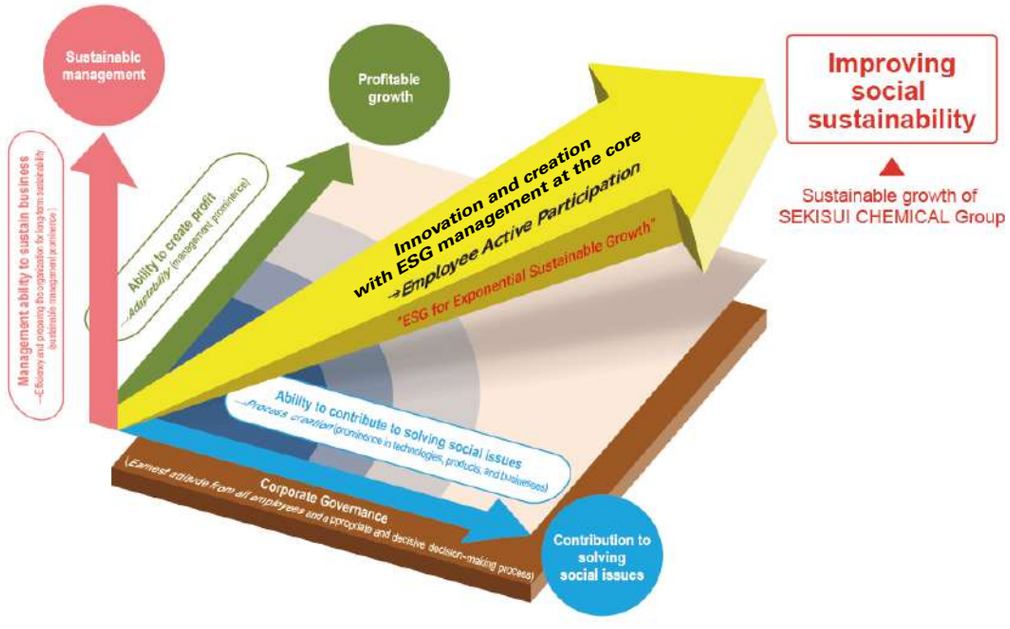

The Group's Management Ability to Sustain Business

● Adopted ROIC as a KPI to strengthen the Group's management ability to sustain business

SEKISUI CHEMICAL Group adopted ROIC as an indicator of efficiency and is targeting an improvement over the medium to long term. To this end, we will improve our profit margin by such measures as expanding marginal profit and improving productivity and increase invested capital turnover through various efforts including effective capital investment, optimal plant utilization, and inventory adjustments.

● Improve the Group's corporate value by increasing capital efficiency and controlling capital costs over the long term

SEKISUI CHEMICAL Group defines the SEKISUI Sustainable Spread (ROIC spread) as the difference between ROIC and long-term capital cost. By expanding the SEKISUI Sustainable Spread, the Group is increasing its corporate value.

● Control the cost of capital in a broad sense and improve the Group's management ability to sustain business

SEKISUI CHEMICAL Group will increase investments in such areas as Governance (Internal Control: Safety, Quality, Accounting, Legal/Ethical, and Information Management), Digital Transformation (DX), Environment, and Human Capital to mitigate risks that could lead to serious incidents. We will also work to control medium- to long-term capital costs and improve our management ability to sustain business.

Review of the Current Medium-term Management Plan

Under the current Medium-term Management Plan, Drive 2.0, we adopted three initiatives to raise corporate value as our basic strategy (Strategic Innovation, Organic Growth, and Strengthen Sustainability) and carried out a wide range of measures. Net sales reached 1,309.3 billion yen (against a target of 1,410 billion yen) and operating income 106.5 billion yen (against 115 billion yen), short of our Medium-term Targets. Our operating margin of 8.1% likewise fell just short of the 8.2% target, but we advanced the groundwork for growth from FY2026 onward and began improving the profitability of our Medical Business. ROIC came in at a 7.6% (against a target of 8.5%), and we see it as an important management issue for the next medium-term period as well.

● Strategic Innovation

Preparations in new businesses such as perovskite solar cells progressed steadily.
Carrying out M&A and laying the groundwork for growth in the life sciences remain challenges.

● Organic Growth

Guided by the roles assigned to each business under the portfolio management we introduced in the current Medium-term Management Plan, we invested mainly in our growth-driving and growth-expected businesses.
Generating returns on those investments remains a challenge.

● Strengthen Sustainability

Foundation strengthening rooted in each material issue progressed and helped underpin sustainable growth.
Linking this work to our strategy and further expanding our contribution remain challenges.

The Next Medium-term Management Plan: Accelerate 2028

Accelerate 2028 is the third Medium-term Management Plan on the path to our Long-term Vision, Vision 2030. It calls for practicing proactive ESG management based on our basic strategy's two wheels, Business Strategy and Foundation Strengthening, and accelerating sharply toward Vision 2030.
By FY2028, the final fiscal year, we aim to improve net sales to 1,600 billion yen, operating income to 150 billion yen, and ROIC to 8.0% or higher. Because this is an investment-led medium-term period, however, the plan does not anticipate a major improvement.

● Business Strategy (create results from preparations and continuously strengthen earning power)

We will keep developing the Strategic Area Map, the compass for our business strategy, and accelerate the expansion and creation of Products to Enhance Sustainability.
In innovation areas (where we create new innovation by, among other things, combining external resources), we will keep making preparations with a medium- to long-term outlook while accelerating the delivery of results from the preparations made so far.
In enhancement areas (the product groups and measures we focus on most within our growth-driving and growth-expected businesses), we will accelerate our work on the themes under each keyword and earn returns through strategic investment while also expanding our growth drivers.
In our environmental strategy too, we aim to further expand Products to Enhance Sustainability by pursuing proactive efforts such as resource recycling, a theme we have set across every domain.

● Strengthening the Foundation (continuously strengthen ESG management)

We will further strengthen our ESG management base and accelerate our growing contribution to sustainable growth and to turning preparations into results.
In our human resources strategy, we have defined our goal as becoming a corporate entity that offers opportunities for growth and remains the employer of choice for employees and society, and we will pursue three main strategies: refining a culture of taking on challenges, deepening the right talent in the right position, and bold diversity. In particular, we will take an active approach to strategic talent development, with an eye to accelerating the training of next-generation leaders.
Under our R&D-strengthening strategy, we aim to refine our technology platforms, the industry-leading core technologies at our foundation, and to accelerate new product development built around them. Specifically, we will create advanced technologies by combining internal and external expertise, train and expand our pool of industry-leading engineers, and extend the use of digital technology into business planning, production processes, and beyond, all to generate promising development themes and bring them to fruition faster.
We will also accelerate, more than ever, our environmental strategy of cutting GHG emissions and reducing waste in production and construction, our stronger portfolio management that allocates resources with clear priorities, the steady strengthening of internal control as a global company, and our DX strategy centered on productivity gains.

WEB **SEKISUI CHEMICAL Group's Medium-term Management Plan: "Accelerate 2028"**
https://www.sekisuichemical.com/news/2026/__icsFiles/afieldfile/2026/05/21/260521_en.pdf

WEB **Presentation of the Medium-term Management Plan (May 21, 2026)**
https://www.sekisuichemical.com/ir/pdf/event/20260521kge.pdf

Identifying Key Issues (Materiality)

To strengthen still further ESG management, which is the key to realizing the Long-Term Vision, Vision 2030, SEKISUI CHEMICAL Group has identified Governance (Internal Control), DX, Environment, Human Capital, and Innovation as key issues and is promoting measures centered on these issues.

Extracting and identifying key issues

Key issues are identified based on the following processes.

Step 1: Extracting issues

We have comprehensively extracted short-term, medium-term, and long-term* issues from the following perspectives.

* Period: Short-term (less than three years); Medium-term (three to less than six years); Long-term (six years or more)

(1) SEKISUI CHEMICAL Group
· Corporate Philosophy system (Corporate Philosophy, Group Vision, and Long-Term Vision 2030)
· Various policies
· Medium- to long-term strategies
· Business model
· Employee awareness surveys
· Discussions at various meetings
(2) Social demands
· Regulations, soft law, and disclosure directives of each country in which the Group operates
· Opinions and expectations of external stakeholders (customer surveys and dialogue, sustainable procurement surveys, dialogue with shareholders and investors, and NPOs)
· Opinions from outside experts regarding the global environment, consumers, etc. (advisory boards)

P.021 Advisory Board

· Evaluation institution and customer survey items and content
· Global guidelines (UN Global Compact, ISO 26000, GRI Standards, SDGs,TCFD,TNFD, SASB, and OECD's Guidelines for Multinational Enterprises)
(3) Other companies' trends
· Integrated reports and sustainability reports
· Exchange of opinions at Global Compact subcommittee and other meetings

Step 2: Identifying risks and opportunities

The Group-Wide Risk Review Subcommittee identifies potential risks or opportunities based on the two axes of impact and likelihood of occurrence.

Step 3: Identifying key issues

We identify key issues after deliberation by the Sustainability Committee and prioritize them in accordance with the two axes: A. Importance for stakeholders*1 (Customers, Shareholders, Employees, Business Partners, and Local Communities and Environment) and B. Importance for SEKISUI CHEMICAL Group management*2.

*1 Taking into consideration the magnitude of the positive and negative impact on the Earth and society utilizing the SEKISUI Environment Sustainability Index.
*2 Utilizing the SEKISUI Sustainable Spread, which reflects the concepts of ROIC and capital cost, based on the assumption of a substantial financial impact in the future.

Step 4: Authorizing key issues

Key issues deliberated by the Sustainability Committee are ultimately authorized by the Board of Directors.
Regarding key issues, we will consider the necessity for change each year based on changes in the Group's situation, social conditions, etc.

SEKISUI CHEMICAL Group's Key Issues (2023-2025)

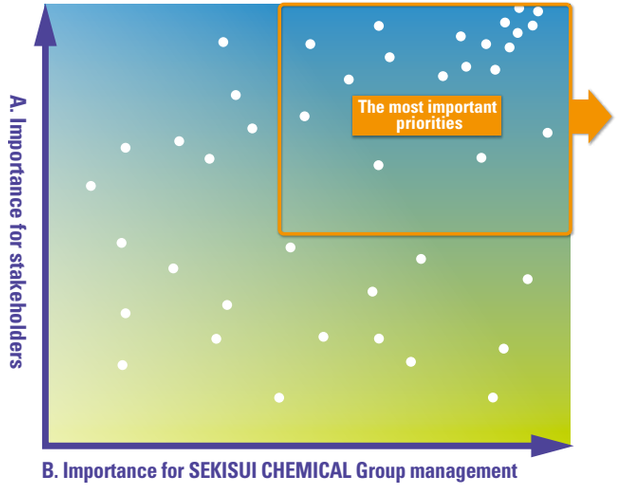

<Governance (Internal Control)>
—Reduce operational risks that may damage corporate value on a Group and global basis—
○ Reduce serious incidents (Safety, Quality, Accounting, Legal/Ethical, and Information Management)
・Risk management
・Reduce supply chain risk
・Implement human rights due diligence

〈DX〉
—Revise work processes and drastically increase productivity triggered by DX—
○ Visualize and standardize (standardize operations, introduce ERP, and renew infrastructure and networks)
○ Increase productivity (automation / unmanned shifts, improve operational efficiency through the use of digital technology, ICT and AI)
・Sophisticate (increase the sophistication of operational control, introduce ERP, and renew infrastructure and networks)

<Environment>
—Reduce GHG emissions and waste through business activities and shift to sustainable management—
○ Adapt to and mitigate climate change
○ Promote a circular economy
・Reduce water-related risks
・Reduce environmental degradation

<Human Capital>
—Boldly take on challenges based on thoroughgoing preparations (Human Capital) in a bid to realize the Group's management strategy
○ Foster a challenging corporate culture
○ Achieve the right talent in the right position
○ Realize diversity

<Innovation>
—Steadily develop and launch new products and projects in existing areas; maximize speed and impact by breaking away from a new business area process that relies solely on closed innovation—
○ Create and expand the market for Products to Enhance Sustainability
○ Promote open innovation
・Strengthen intellectual property strategies
・Promote activities that contribute to the solving of issues through cooperation with local communities

Positioning of Key Issues in the ESG Management Conceptual Diagram

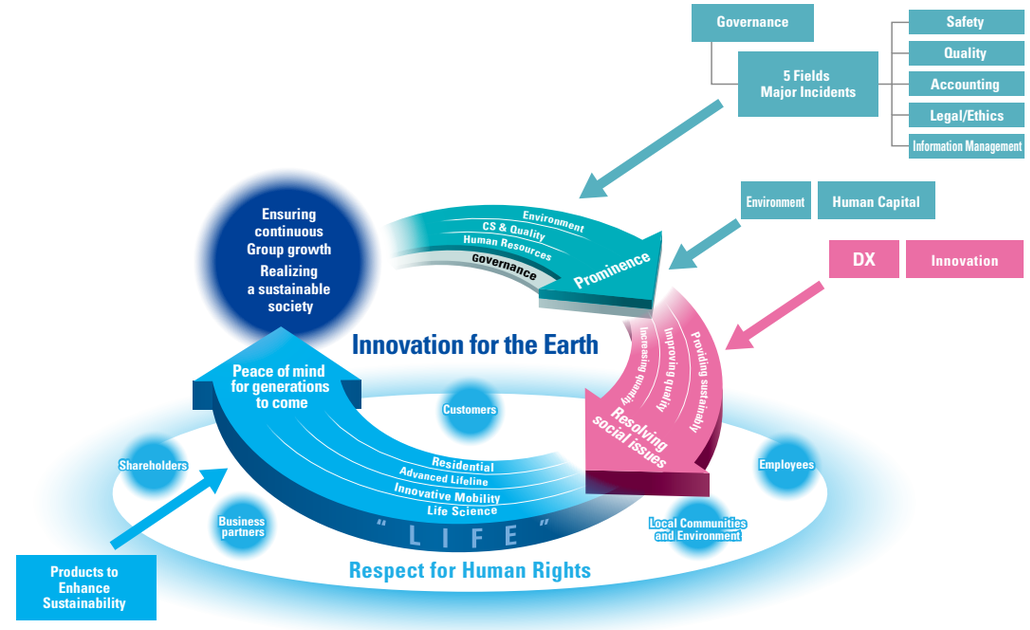

Governance

ESG Management Oversight and Promotion System (As of April 1, 2026)

SEKISUI CHEMICAL Group promotes ESG management on an integrated Group-wide basis through an oversight and promotion system made up of the Board of Directors, which fulfills a supervisory function, the Sustainability Committee, which fulfills a business execution function, and seven subordinate subcommittees.
Under this system, we monitor activities related to the key issues facing the Group that are carried out by each principal and related department of SEKISUI CHEMICAL Group's Corporate Headquarters and divisional companies.

Board of Directors

The Board of Directors receives reports on policies, strategies, and Group-wide risks and opportunities deliberated by the Sustainability Committee twice a year. In addition to making final decisions, the Board oversees the execution of sustainability initiatives.

Sustainability Committee

Chaired by the President and Representative Director, the Sustainability Committee's membership also includes the Senior Managing Executive Officer Responsible for the ESG Management Department serving as deputy chairperson, as well as representative executive directors including the Presidents of the Housing Company, the UIEP Company, and the HPP Company. Meeting two times each year, the Sustainability Committee verifies risks and opportunities that the Group may face in the future, and reviews key issues as appropriate.
At the same time, the Committee determines Group-wide policies and KPIs, formulates Group-wide action plans, receives reports from each subcommittee chairperson, and monitors the status of each key issue initiative.

Subcommittees

SEKISUI CHEMICAL Group has established seven subcommittees covering the Group's material issues, namely Environment, CS & Quality, Human Resources, Safety, Compliance, DX, and Human Rights under the umbrella of the Sustainability Committee.
Meeting twice a year, each of the six subcommittees, excluding the Human Rights Subcommittee, is chaired by the executive in charge of the Corporate Headquarters and includes the executives of each divisional company as well as general managers of divisional companies, the Corporate Headquarters, and the Medical Business, which falls under the umbrella of the Corporate Headquarters. The Human Rights Subcommittee is chaired by the Managing Executive Officer and Head of the Human Resources Department at the Corporate Headquarters, and is comprised of executive officers in charge of each related Corporate Headquarters area as well as the Head of the ESG Management Department.
Each subcommittee drafts specific measures for each divisional company based on decisions made by the Sustainability Committee. These measures are incorporated into action plans and the status of progress monitored. The chairperson of each subcommittee participates in meetings of the Sustainability Committee to report on and discuss results.

Sustainability Committee / Subcommittee Structure

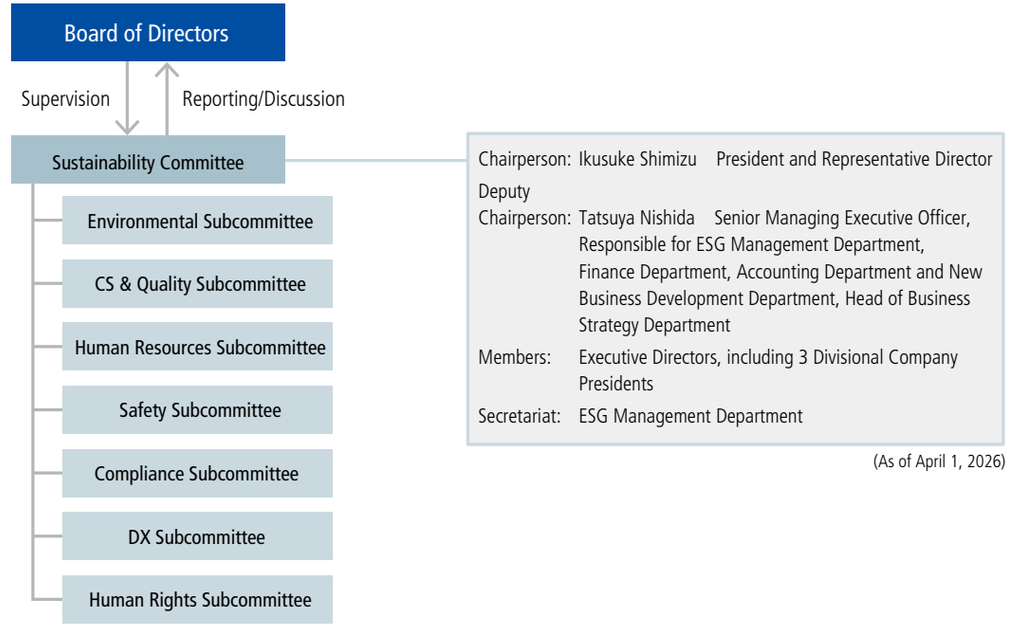

(As of April 1, 2026)

Risk Management

ERM (Enterprise Risk Management): A Reference to Group-Wide Risk Management

SEKISUI CHEMICAL Group conducts regular monitoring based on the importance of risks and opportunities.
First, we work to gain a comprehensive understanding of the issues facing society and the Group from the regulations, soft law, and disclosure regulations in each country in which we operate as well as a variety of other means, including stakeholder engagement and dialogue with experts. We then incorporate these issues into a Group-wide risk map after taking such measures as ranking each issue based on the axes of impact and likelihood of occurrence. With the participation of the chairpersons of each subcommittee, the Group-wide Risk Review Subcommittee, which meets once a year, deliberates on each issue. The Subcommittee identifies and prioritizes short-, medium-, and long-term issues that may pose risks or opportunities for the sustainability of society as well as the sustainable growth of the Group itself.
The issues identified are then discussed by the Sustainability Committee and approved by the Board of Directors. Issues that are designated as key issues are reflected in the strategies and action plans of the Group and each divisional company. Turning in particular to Group-wide major risks that have a high possibility of leading to serious incidents, SEKISUI CHEMICAL Group has made it mandatory to conduct assessments on risk management activities by organization. In this manner, we are working to prevent the occurrence of serious incidents.

Indicators and Targets

SEKISUI CHEMICAL Group has identified sales of Products to Enhance Sustainability as a KPI to reflect its focus on ESG management (improving social sustainability and achieving the sustainable growth of the Group itself). We have also set the sales target for Products to Enhance Sustainability at over 1,000 billion yen in our current Medium-term Management Plan. Moreover, we have set KPIs and targets for each of the key issues of Governance (Internal Control), DX, Environment, Human Capital, and Innovation.

Group-Wide Indicators for ESG Management

● Net sales of Products to Enhance Sustainability

Target for the final fiscal year of the Medium-term Management Plan (FY2025): Over 1,000 billion yen

Key Issue KPIs

● Targets for the final fiscal year of the Medium-term Management Plan (FY2025)

Governance (Internal Control)

Number of serious incidents in the 5 fields　Zero

DX

Net sales per direct/indirect employee FY2030: Indirect productivity 43% increase; direct productivity 30% increase (compared with FY2019)

Environment

Climate change: GHG emissions reduction rate -36% (compared with FY2019)
Resource recycling: Recycling rate for waste plastic materials (Japan: 65%; Overseas: 69%)

Human Capital

Challenge action rate: 60%
Rate of successor candidate preparation: 100%
Retention rate: Maintain or improve compared with the previous year

Innovation

Incidence of open innovation

P.015 Key ESG Management Issues (Materiality) and KPIs, and Management Indicators

Key ESG Management Issues (Materiality) and KPIs, and Management Indicators

Current Medium-term Management Plan (FY2023-2025)

			KPIs	Final Fiscal Year (FY2025) Targets of the Current Medium-term Management Plan	FY2025 Results	Reference Page
Outputs		Products to Enhance Sustainability	Net sales of Products to Enhance Sustainability	Over ¥1,000 billion	1,016 billion yen*1 ✓	P.024
			Net sales of Products to Enhance Sustainability that are categorized as Premium Framing	—*2	546 billion yen	—
Key Issues (Materiality)	Improvement of confidence (reduction of capital costs)	Governance (Internal Control)	**■Number of serious incidents in the 5 fields*3**	**0**	**0**	—
			Safety: Incidences of injuries attributable to machines and equipment*4	0	5 cases ✓	P.118
			Quality: Events to increase the level of CS & Quality	4 times per year	4 times per year	P.159
			Accounting: Rate of sales coverage of new ERP introduction companies	37% (excluding housing (number of companies: 7 in Japan))*5	27.32%	P.182
			Accounting: Percentage of new ERP introduction companies that automatically prepare consolidated financial accounting formats	100% (new ERP introduction companies)	100%	P.182
			Legal/Ethical: Deployment rate of important rules at overseas Group companies	100%	100%(57/57 companies)	P.165
			Legal/Ethical: Number of regions where internal whistle-blowing systems have been established at overseas Group companies	All overseas regions (10 regions)	System installation at all overseas areas (10 regions) completed	P.165
			Information Management: Recovery time following detection	Within 3 business days	3 business days	P.173
			Information Management: Deployment of Overseas CSIRT*6	Completion of deployment across all regions	Completion of deployment across all regions	P.173
	Cultivation of growth expectations (accelerate strategic innovation)	DX	**■Net sales per direct/indirect employee**	**FY2030: Indirect productivity 43% increase; direct productivity 30% increase (compared with FY2019)**	**—*2**	P.014
			Development status and deployment progress toward the construction of global standard operations and system models	Start of renewal and deployment of the global management foundation; realization of the business transformation we are aiming for (introduction locations)	Full domestic operation of the accounting domain, review of the medium- to long-term rollout roadmap based on experience to date, and additional development to ensure overall ERP consistency for global deployment	P.183
			Progress status of measures aimed at purchasing indirect materials (deployment/utilization plan)	Realization of favorable purchasing through centralized purchasing and start of overseas expansion	Through the embedding of the indirect purchasing system, the use of accumulated data, and fair-transaction activities, benefits have taken hold in earnest, and for overseas deployment we have integrated it into the global management foundation framework and begun a current-state survey	P.183
			Progress status of measures aimed at sales/marketing reform (coverage rate / man-hour shift)	Improve top line by establishing data-based sales activities and strengthening customer management	To improve operational productivity and the top line through data utilization, we are promoting the automation and labor saving of routine work using digital tools such as AI and RPA, as well as the expansion of the sales domain through more advanced digital marketing	P.183
			Status of progress of initiatives to secure human resources that employ digital tools and data to generate benefits	Continuous acquisition of DX promotion human resources	Conducted literacy training to encourage all employees to take on DX challenges, secured core personnel who lead DX through the DX practical course, a development scheme for personnel who solve business issues, and visualized DX personnel through DX badges	P.183
			Progress and usage status of measures to establish a new normal work style and strengthen global communication	Provision of global communication infrastructure and overseas expansion of standard terminals	Sequential application of integrated authentication to new cloud services, continuous promotion of the domestic rollout of a globally compatible communication platform and standard terminals, and review of the overseas rollout roadmap for standard terminals in consideration of local circumstances in each region	P.183
		Environment	**■Climate change: GHG emissions reduction rate (Scope 1 + 2)*7 (compared with FY2019)**	**-36% (compared with FY2019)**	**-45.2% (compared with FY2019)** ✓	P.048
			Climate change: Renewable energy ratio of purchased electricity	70%	72.4% ✓	P.049
			■Resource recycling: Recycling rate for waste plastic materials (Japan)	**Japan: 65% (Overseas: 69%)**	**Japan: 70.0%** ✓ **Overseas: 68.6%**	P.064
			Resource recycling: Reduction rate of amount of waste generated per unit of production	-3% (compared with FY2022)	+10.0% (compared with FY2022) ✓	P.064
			Water-related risks: Reduction rate of water intake volume at production sites*8 which use large quantities of water	-10% (compared with FY2016)	-5.9% (compared with FY2016) ✓	P.074

*1 Net sales of Products to Enhance Sustainability through FY2025 include net sales of equity-method affiliates.
*2 Undisclosed.
*3 The 5 fields refer to Safety, Quality, Accounting, Legal/Ethical, and Information Management. Cases that meet the criteria for significant incidents within the Company and have been publicly disclosed.
*4 Injuries attributable to machines and equipment: Injuries directly inflicted on a person due to the energy of machines and equipment in operation at a plant, or the accumulated energy thereof.
*5 Targets revised due to the postponement of Enterprise Resource Planning (ERP) implementation.
*6 Computer Security Incident Response Team, or CSIRT. A general term for specialized teams that receive reports, conduct surveys, and enact response measures related to computer security incidents at companies and other organizations.
*7 Scope 2 is calculated according to a market-based method.
*8 In FY2018, two sites were selected whose water intake accounts for 15% or more of the total water intake of all production sites globally.

			KPIs	Final Fiscal Year (FY2025) Targets of the Current Medium-term Management Plan	FY2025 Results	Reference Page
Key Issues (Materiality)	Cultivation of growth expectations (accelerate strategic innovation)	Human Capital*9	**■Challenge action rate*10**	**60%**	**62%** ✓	P.097
			■Rate of successor candidate preparation*11	**100%**	**104%** ✓	P.100
			■Retention rate*12	**Maintain/Improve from previous fiscal year**	**98.4%** ✓	P.104
			Engagement score*13	Maintain/Improve from previous fiscal year	138 ✓	P.098
			Training hours*14	10 hours	8.3 hours ✓	P.100
			Specialty Positions fulfillment ratio*15	100%	73.3% ✓	P.101
			Ratio of women in core positions	5%	5.7% ✓	P.105
			Recruitment ratio of women	35%	31.7% ✓	P.106
			Gender wage gap*16	Maintain/Improve from previous fiscal year	71.8% ✓	P.107
			Percentage of male employees taking childcare leave	75%	93.3% ✓	P.109
			Employment ratio of people with disabilities*17	2.5% (above the legally stipulated ratio)	2.7% ✓	P.108
			Total working hours*18	Less than 2,000 hours/year	1,944 hours ✓	P.111
			Rate of long-term leave due to mental health problems*19	1.00%	1.25% ✓	P.114
			Added-value productivity*20	Maintain/Improve from previous fiscal year	163.3% ✓	P.094
		Innovation	**■Incidence of open innovation**	**—*2**	**—*2**	—

*9 The indicators other than challenge action rate, rate of successor candidate preparation, engagement score, rate of long-term leave due to mental health problems, and added-value productivity disclose the targets and actual values of Sekisui Chemical alone.
*10 A questionnaire was conducted to survey whether the employees expressed challenge action toward the realization of the long-term vision
*11 Number of succession candidates for G1 posts (business leaders in the highest posts) ÷ number of available posts
Succession candidates for G1 posts are appointed by the Human Resources Committee.
*12 (1 - (Number of retirees in a year ÷ number of employees as of April 1 of that fiscal year)) × 100
The number of retirees does not include those whose contract period has expired, those who have become executives, those who have retired at retirement age, or those who have transferred within the Group. The number of employees as of April 1 of that fiscal year includes only those employed without a fixed term.
*13 The index representing the ratio of employees who averaged 4.5 points or more when answering 6 engagement-related behavior questions (6 points max.), with the fiscal 2019 results set at 100
*14 Number of hours for training per employee during the fiscal year
This is an aggregation of the training hours registered in the relevant systems (the number of training types that can be managed in company-wide shared systems having been expanded, beginning in fiscal 2025)
*15 Number of specialty domains with Specialty Position personnel assigned ÷ total number of specialty domains
*16 The gap in wages is due to the composition of workforce (including age and certification) and is not due to the personnel system
Calculation formula: Average annual wage of women ÷ Average annual wage of men
Scope of aggregation: All employees (full-time employees, part-time employees, and fixed-term employees) are included.
Full-time employees: Includes those seconded from the Company to other companies
Part-time or fixed-term employees: Includes contract employees, temporary employees, and part-time employees
Scope of wages: Excludes commuting allowances, etc.
*17 In accordance with the report on the employment status of persons with disabilities. (Reference date: June 1, 2025)
*18 Prescribed working hours (7.5 hours) + overtime hours - paid leave hours taken
*19 The ratio of employees who took more than one month of leave due to mental health issues in that year
*20 Value added (operating profit + depreciation + labor costs) [result] ÷ Human capital cost (labor costs + welfare expenses + hiring expenses + training expenses) [investment]

Products to Enhance Sustainability

Strategy

Basic Concept

SEKISUI CHEMICAL Group has positioned Products to Enhance Sustainability as the most appropriate conduit through which to realize both a sustainable society and the sustainable growth of the Group itself.
Through the development and expansion of Products to Enhance Sustainability, we aim to help solve social issues, beginning with efforts to achieve the SDGs, while growing as a company. Under the current Medium-term Management Plan, we have set a policy to demonstrate the feasibility of our Long-term Vision through sustainable growth and through sustainable growth and acceleration of strategic innovation. Under this policy, we will utilize the Products to Enhance Sustainability system to transform our product portfolio. Within Products to Enhance Sustainability, in particular, we have established Premium Framing as a framework for products that have a high degree of contribution to solving social issues and a high level of profit-generating ability. Moving forward, we will strengthen measures to strategically expand Premium Framing.
In addition, we will continue to strengthen and integrate technology platforms, which are the source for developing Products to Enhance Sustainability, and to foster human resources. Furthermore, we have formulated the Strategic Area Map to serve as a compass for realizing our Long-term Vision. We will promote the creation and market expansion of Products to Enhance Sustainability that align with the designated "Enhanced Areas" and "Innovative Areas". Under the current Medium-term Management Plan, we have maintained a target for FY2025 of over 1 trillion yen in net sales of Products to Enhance Sustainability.
We aggressively invested management resources in key businesses and products in our enhancement areas, which we are expanding as an extension of existing businesses, and in our innovation areas, which create new innovation through fusion and other means. As a result, we expanded our contribution to solving social issues through our business activities and further accelerated the creation of new products that drive the growth of the Group.
Furthermore, In the next Medium-term Management Plan, we will advance our deliberations with the aim of incorporating the Environmentally-Conscious Design Guidelines, formulated in February 2026, into our internal systems and business processes.

Products to Enhance Sustainability

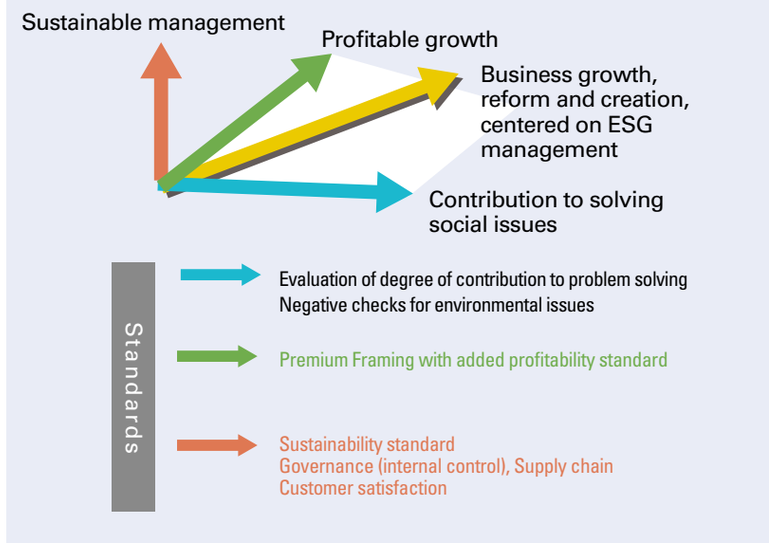

WEB **Introduction to the Products to Enhance Sustainability**
https://www.sekisui.co.jp/resource/pdf/sustainability/ENG_products_to_enhance_sustainability.pdf

Evolving the Product Evaluation System Based on Internal Strategies

Since FY2006, we have continued to operate a product evaluation system to quickly resolve natural environment and social issues. Products that contribute significantly to solving such issues are certified and registered as Environment-Contributing Products based on criteria determined through discussions among internal committee members.
Since FY2010, we have received opinions and advice from outside advisors on standards and concepts as well as the validity of results. We utilize this feedback to ensure the high standards and transparency of the system.

● FY2006: Launched the Environment-Contributing Products system

In order to promote the development and expansion of products that contribute to the resolution of natural environment issues, we have launched a product system that certifies and registers products that contribute to the resolution of issues based on internal standards.

● FY2017: Expanded the scope of products to include products that contribute to the resolution of social environment issues in addition to the natural environment

Also promoted the development and increased use of products that further solve problems. Reaffirmed that the goals are the same as those of the SDGs.

● FY2020: Worked to evolve as Products to Enhance Sustainability

Introduced Premium Framing and sustainability assessments. Sustainability assessments were completed in FY2022.

● FY2023: Introduced negative checks for environmental issues

At the time of registration, we confirm that products do not have negative impacts on multiple environmental issues, or what measures are being considered to prevent such impacts.

Evolution of the Product System at SEKISUI CHEMICAL Group

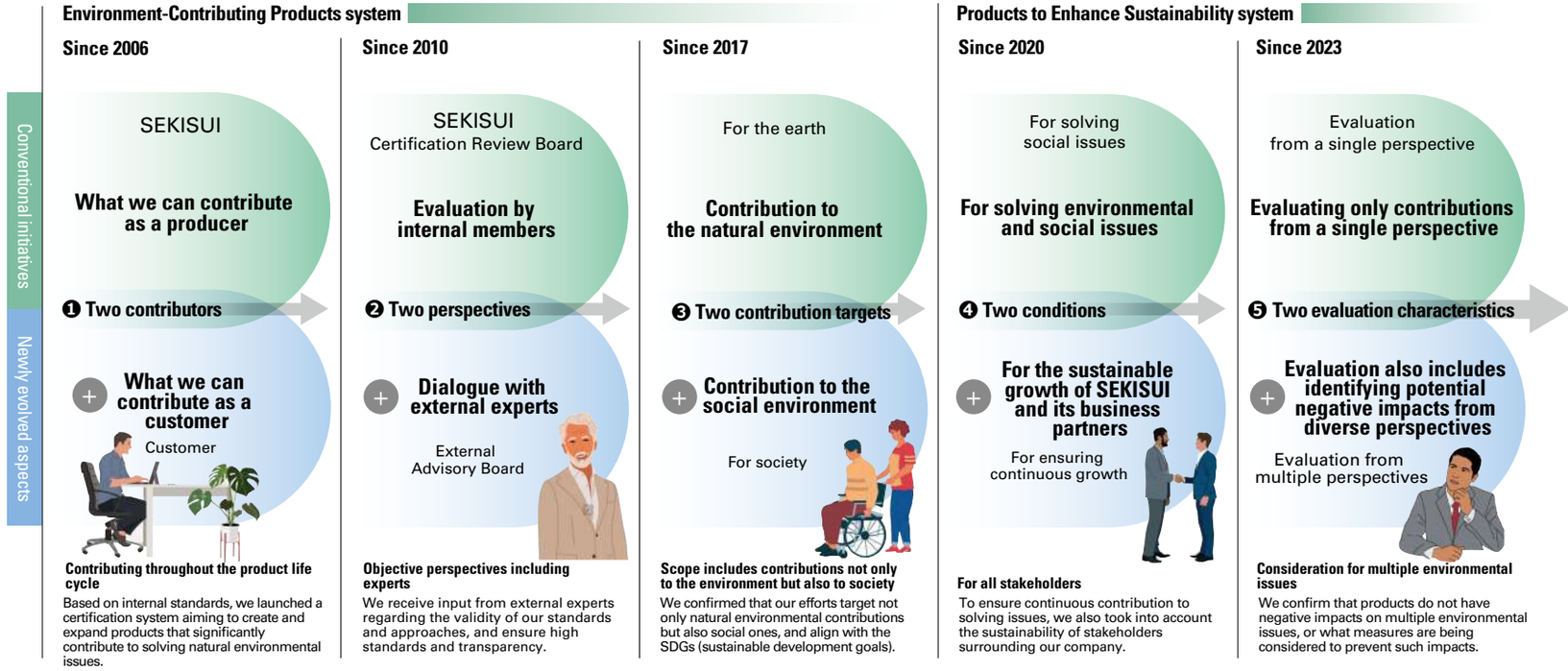

SEKISUI CHEMICAL Group is working to improve its ability to contribute to solving social issues in order to accelerate (drive) efforts aimed at achieving a sustainable society as well as sustainable growth as a company as outlined under Vision 2030. In specific terms, we have been implementing the following initiatives since FY2020.

1) Establishment of Premium Framing

To improve profitability, we will match our business portfolio to expand business through products that contribute significantly to solving social issues, and establish Premium Framing in a way that strategically expands Products to Enhance Sustainability.

2) Conducted sustainability assessment (completed in FY2022, currently suspended as it has fulfilled its role)

We conduct sustainability assessments to confirm and evaluate items necessary to improve the sustainability of products and businesses with related departments in a bid to improve sustainable management capabilities.

We are committed to expanding products that help address social challenges by introducing Premium Framing and setting Medium-term Targets for its strategic expansion.
Our goal is to accelerate our contribution to solving social issues by formulating strategies that balance the resolution of social issues with profitability.
In addition, in order to continue producing products that contribute to solving social issues and to further expand their contribution, it is essential for the Group and its products to remain sustainable. To this end, we added a new perspective to the existing certification process to evaluate the sustainability of companies and products from FY2020.
We assessed efforts across the supply chain related to profitability, process evaluation, governance (internal control), and other areas, and confirmed the sustainability of and potential risks to the Group and its products. Based on the results, (1) points of enhancement in environmental process evaluations have been reflected in initiatives and target setting at production sites and research laboratories, and (2) measures such as strengthening risk management and supply chain management systems have been considered for governance. These have been incorporated into the current Environmental Medium-term Plan, and we are advancing related activities. As a result, sustainability assessments are currently considered to have completed their role and have been suspended.
In addition, negative checks for environmental issues were introduced from FY2023. This is based on the point of enhancement in the Environmental Medium-term Plan to "solve environmental issues through high-quality solutions without trade-offs." We are confirming whether or not products impose a negative impact on various environmental issues as well as what measures are being considered to prevent any negative impact at the time of registration as Products to Enhance Sustainability.

Collection and Provision of Product Information

SEKISUI CHEMICAL Group is working to appropriately ascertain product information on raw material procurement, safety in use, and disposal methods. The information collected is also provided to society and customers.

Information gathering on raw material procurement

The Group undertakes the following measures to collect information on the procurement of raw materials.

(1) Quality and safety of raw materials
We sign contracts with raw material suppliers with respect to purchasing specifications, and obtain the quality control items and evaluation results to ensure compliance with specifications.

(2) Sustainability of raw materials
As far as human rights, the environment, and social considerations related to the manufacture of raw materials are concerned, we confirm that there are no problems through surveys of raw material suppliers.
We conduct due diligence on raw material suppliers that are deemed to be particularly high risk. Based on the results, we propose measures and work together to make improvements.

Product impact assessment

We evaluate the impact (i.e., the degree of contribution to solving issues) of our products on the natural and social environment from the following perspectives.

(1) Negative impact
In order to thoroughly confirm and examine (1) compliance with environmental regulations and (2) reduction of negative impacts on the natural and social environment from the planning and development stage throughout the product life cycle, we conduct an ER (environmental review) within the DR system (design review system)*. In this process, we are evaluating the environmental aspects while utilizing the environmental impact assessment report. By conducting these reviews, we identify negative impacts early and consider countermeasures to reduce them before product development.

* DR system (design review system)
A system that manages development themes by setting stage gates from the planning and concept stage through to development, mass production trials, and product launch.
At each stage gate, confirmation requirements and levels are defined, and one of the confirmation requirements is a review of environmental aspects. (Other reviews include a patent review (PR) to confirm intellectual property and a marketing review (MR) to confirm the market.)

(2) Positive impact
As described above, we assess not only negative but also positive impacts on the natural and social environment of our products prior to the launch of sales through the use of product environmental impact assessments within the DR system.
To enable development focused on creating and expanding positive impacts, we have set criteria within the Products to Enhance Sustainability system to evaluate the level of positive impact, and we refine the product until it reaches a level that meets or exceeds these standards.
After a product goes on sale, we evaluate whether the impacts on the natural and social environment of each product meet the standards for Products to Enhance Sustainability. After clearing these standards, an application is lodged to register the product.
In addition, we employ the LIME2 method for more than 60% of registered Products to Enhance Sustainability to conduct LCA evaluations in order to quantitatively assess their environmental and social impacts.
Utilizing DR, we conduct product environmental impact assessments to confirm the environmental and social impacts of all products sold throughout their life cycles.
The results of impact assessments for each product are not disclosed. Certain information is however provided by determining the ratio of negative impact to positive impact for all products on a Group-wide basis and reflecting that information in the SEKISUI Environmental Sustainability Index.

Providing information on safety in the use of products

To ensure the safe use of our products, we prepare a safety data sheet (SDS) and present it to our customers at the time of product sale.

Reducing the natural and social environmental impacts associated with product disposal

In order to reduce the impacts of our products on the natural environment and social environment at the time of disposal, we have formulated a resource recycling policy. Based on this policy, we are promoting the recycling of waste to achieve our Long-term goal of a circular economy.
As far as the disposal of waste is concerned, we exchange manifests with waste contractors. In addition, we take steps to confirm the final disposal method and recycled items, and consider the potential of converting to higher quality recycling.

Governance

Promotion System

Under Vision 2030, we position the outcomes produced through materiality that has an important impact on management and society as Products to Enhance Sustainability. We also aim to resolve social issues and grow our business by developing Products to Enhance Sustainability and expanding the market.
The Group has set the development of Products to Enhance Sustainability and market expansion as a KPI target, and is working toward its achievement.
This target is a milestone backcast target from SEKISUI Environment Sustainability Vision 2050, the Long-term Environmental Management Vision.
The Long-term Environmental Management Vision sets goals for 2050 for solving natural and social environmental issues that need to be addressed from a Long-term perspective. Building on this, we set the goal of creating Products to Enhance Sustainability and expanding their market as a management target in both the previous Environmental Medium-term Plan, the SEKISUI Environment Sustainability Plan: Accelerate II (2020-2022), and the current Environmental Medium-term Plan, the SEKISUI Environment Sustainability Plan: EXTEND (2023-2025). Furthermore, we continuously manage the progress of these efforts under the Environmental Management Promotion System.
Products to Enhance Sustainability are products that make a significant contribution to the resolution of environmental and social issues, and we certify and register them based on certain internal standards. For certification, we have established the Certification Screening Committee*, which is comprised of internal members. Members include the executive officers who oversee organizations in charge of the technical aspects of each divisional company and the organization heads who are in charge of management planning operations with a grasp of business conditions as a whole, and they review the degree of contribution of the products.

* Certification Screening Committee: Chaired by the supervisor of the ESG Management Department, this committee is comprised of supervisors in charge of technology and business at the headquarters and divisional companies, and deliberates on the certification of Products to Enhance Sustainability. As a rule, meetings are held regularly twice a year, with the number of meetings adjusted depending on the application situation.

P.035 Environmental Management Promotion System

Discussion with External Advisors

SEKISUI CHEMICAL Group has held meetings of the External Advisory Board since FY2010. The board is a meeting of internal and external members organized by the supervising director of the organization in charge of sustainability. These meetings are an opportunity to receive opinions and advice from an external perspective registration, and future perspectives of Products to Enhance Sustainability.
We have also invited five experts from outside the Company, with various backgrounds in industry, government, and academia and engaged in environmental and other sustainability-related work. In FY2025, the External Advisory Board held a total of two meetings and received feedback and advice regarding the value that newly registered products bring to the natural and social environment, how to communicate this value, and future expectations. We draw on the insights gained at these meetings to improve the operation of the Products to Enhance Sustainability system and to further increase the value.

Name	Affiliated Institution and Position	Specialist Areas	Anticipated Role(s)
Juichi Shibusawa	President of the specified non-profit corporation Network for Coexistence with Nature	・Experience in business as a Doctor of Agriculture ・As president of an NPO, implements activities for forest, community, and human resource development with environmental NPOs in Japan and other countries	Opinions and advice on social issue-solving businesses based on the spirit of three-way benefits (the buyer, seller, and society as a whole), opinions from a nature-positive perspective
Takehisa Kabeya	Senior Managing Director, Sustainable Management Promotion Organization (SuMPO)	・Experience as a government official at Japan's Ministry of Economy, Trade and Industry ・Promotes social change activities through environmental values, such as LCAs and support for regional revitalization	The giving of opinions from a life cycle perspective, the giving of opinions/advice based on regulations regarding environmental value and global trends
Minako Oishi	Representative Director, Nippon Association of Consumer Specialists (public corporation)	・Knowledge and experience concerning consumers and their demands ・Promotes activities that connect consumers, businesses, and government	From the standpoint of using products, the giving of opinions/advice based on requests, expectations, and matters of concern
Shoichi Saito	Senior Producer, Nikkei ESG Management Forum Division	・Media experience ・Ascertains and disseminates global trends in all areas of sustainability	From a comprehensive perspective, the giving of opinions on future trends with regard to risks and opportunities in ESG management
Mari Yoshitaka	Representative Director, Virtue Design	・Experience with regard to ESG investment in financial institutions ・Leading figure in SDGs, green business, and climate change finance	Seen from a financial standpoint, the giving of opinions/advice on risks and opportunities in terms of corporate value and ESG management/green business

Negative Checks for Environmental Issues Outside Registration Criteria

We are strengthening and reviewing the operation and criteria of the Products to Enhance Sustainability system to ensure that the product portfolio continues to evolve in line with business strategies that take into account the demands of social and business conditions.
Since FY2023, we have conducted negative checks on all environmental issues when registering products.

This is in response to social demands such as the EU Taxonomy and the Conference of the Parties to the Convention on Biological Diversity (CBD-COP).
The goal is to avoid any negative impact on environmental issues, and to secure a positive impact, or in other words, improve the quality of solutions to environmental issues. Moreover, we aim to promote an awareness of issues among business stakeholders through negative checks.

Visualization of the Degree of Contribution to Resolving Social Issues

To clarify the amount of return to natural capital up to FY2019, SEKISUI CHEMICAL Group worked to visualize the degree to which each Environment-Contributing Product contributed to solving social issues. We calculated and quantified into a single indicator (damage costs) the various contribution vectors in the life cycle of Environment-Contributing Products. We multiplied the market impact, based on sales, by the environment contribution of each product to arrive at a quantifiable contribution by product, which was then reflected in the SEKISUI Environment Sustainability Index.
In addition, until FY2016, when calculating the negative impact (load) on the environment for each Environment-Contributing Product, we grouped the issues to be addressed toward achieving an Earth where biodiversity is maintained into three major environmental aspects (climate change mitigation and adaptation, plant biomass, and biodiversity). From FY2017 onwards, with the expansion of the scope of Environment-Contributing Products, the contribution areas were expanded to four aspects, including social assets.
We began conducting environmental impact assessments based on the contribution to solving issues in the natural and social environments of Products to Enhance Sustainability throughout their respective life cycles from FY2020. These contributions to natural and social capital are reflected in the SEKISUI Environment Sustainability Index. In particular, we started to explore the possibility of evaluating the social value of our products based on impact-weighted accounting.
Since FY2023, we have been using the updated IDEA LCA database to calculate the SEKISUI Environmental Sustainability Index. The MiLCA ver. 3.1 LCA calculation system incorporates IDEA database ver. 3.1 and reflects further findings on the impact on biodiversity. By utilizing this system and setting new benchmarks, we aim to accurately grasp the impact on biodiversity. By doing so, we will promote activities that reduce negative impact and increase positive impact.

Revitalizing Liaison Meetings and Workshops for Each Environmental Issue

SEKISUI CHEMICAL Group maintains 27 technological platforms. We are encouraging forums to fuse these platforms, with the belief that fusion will help accelerate the resolution of social issues, including environmental issues.
Currently, we are holding workshops on startups, new technologies, and prior cases for each issue, with an eye on the technologies, development, and market transformation required to achieve such Long-term goals as carbon neutrality and a circular economy. Furthermore, we hold emergence roundtable discussions as a forum for cross-organizational discussions on solutions to social issues that need to be addressed. By promoting cross-organizational discussions, we are expanding the range of solutions and promoting activities that enable a quicker response.

Furthermore, we have launched an in-house entrepreneur development program to help acquire the skills necessary to commercialize the Products to Enhance Sustainability that have been developed, with young employees taking the lead in planning and promoting the initiative.
We believe that such activities encourage employees to take on challenges, enhance their ability to contribute to solving social issues, and ultimately lead to the expansion of human capital.

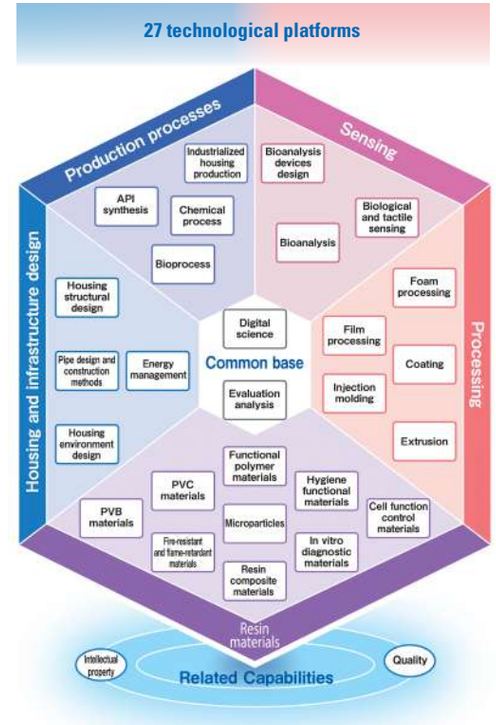

Utilizing ESG Investment

Under the current Medium-term Management Plan, SEKISUI CHEMICAL Group initiated steps to undertake a second set of support measures to support the expansion of Products to Enhance Sustainability within its established limit for ESG Investment. These measures are designed to encourage the development of Products to Enhance Sustainability and to spur planning and proposals intended to expand their markets. In the current Medium-term Management Plan, we implemented the second set of support measures to accelerate consideration of initiatives related to the four environmental issues (climate change mitigation and adaptation, resource recycling, water risk, and biodiversity) and initiatives corresponding to the innovation areas we aim to move into as we work to bring our vision to fruition. Furthermore, to accelerate innovation, we have included requirements for internal fusion and open innovation with external parties.
Under the second set of support measures, the leader planning the theme submits an application and a screening committee decides whether or not to invest. This committee also evaluates the importance attached to solving social issues and the contribution to enhancing sustainable corporate value. Moreover, deliberations are made on how internal fusion or open innovation with external parties has helped accelerate a theme, and how we can expand our corporate value as a result of this fusion.
In the next Medium-term Management Plan, we will once again organize the challenges in innovation and consider measures to accelerate this further.

Promoting Products' Environmental Value

Taking into consideration the needs of society and customers, we strive to stay one step ahead of the curve by promoting the value of low-carbon, decarbonized products that help mitigate climate change. To convey the value of low-carbon, decarbonized products to customers, we calculate the carbon footprint of products by means of the Carbon Life Cycle Assessment (C-LCA).
Calculations are made based on the boundary set according to the purpose and product. At this stage, raw materials are calculated using a publicly available database (IDEA) that provides average GHG emission factors. We believe that efforts by raw material manufacturers and cooperation with supply chains will enable us to utilize the low-carbon value of each company's efforts.
The volume of raw materials used and the energy consumed during production are calculated using actual measurement data at production sites.
The importance of low-carbon value as an indicator and LCA assessments is expected to increase in the future. In order to understand and better appreciate the significance of calculation methods, we actively participate in such forums as the LCA Utilization Promotion Forum, the LCA Forum, and the Institute of Life Cycle Assessment to brush up our knowledge on how to handle each method and solution. In addition, for employees, while we have provided education and training on calculation until recently, we now believe that it is also important to enhance the ability to verify calculation results and to develop human resources, and we will consider fostering verification personnel going forward.
In FY2025, the following illustrates the activities taken by the Group and the industry to encourage transformation intended to achieve a decarbonized society.

● Sales activities that use carbon footprint of products (CFP) to promote the low-carbon value of products

The Urban Infrastructure & Environmental Products (UIEP) Company is prepared to present, whenever a customer requests it, a leaflet compiling its calculation results for the carbon footprint of products (CFP), and since FY2021 it has continued sales activities that promote low-carbon value. To roll these activities out more widely across the Company, the High Performance Plastics (HPP) Company began working on the SuMPO/Third-Party Certified Carbon Footprint Comprehensive Calculation Scheme* for its tape-related products in the autumn of 2023, and obtained third-party certification in December 2025. Anticipating the social demands and customer requirements that are likely to grow even stronger going forward, we will actively work not only to further advance CFP calculations but also to build the internal verification systems needed to enhance the reliability and objectivity of our calculation results.

* The Third-Party Certified Carbon Footprint Comprehensive Calculation Scheme is a scheme operated by the Sustainable Management Promotion Organization (SuMPO) to enable companies to disclose the results of CFP calculations for their own products and services in a planned and efficient manner while ensuring a high level of reliability.

WEB **List of Companies Certified Under the SuMPO/ Third-Party Certified Carbon Footprint Comprehensive Calculation Scheme**
https://sumpo.or.jp/scheme/list.html (in Japanese only)

● Activities to increase the reliability of CFP calculations

As part of our efforts to increase the reliability of our product CFP, we are actively working to acquire CFP certification and establish Product Category Rules (PCRs). At present, such products as ESLON Heat-resistant Plastic AD joint HG and interlayer film for automotive laminated glazing (manufactured at a plant in Europe) are registered as Approved CFP products.

● Activities promoting greater recognition of LCA and low-carbon value

We regard the International Conference on EcoBalance, hosted by the Institute of Life Cycle Assessment, Japan, as an important forum for presenting methods and case studies and holding discussions that advance LCA-centered activities and accelerate their implementation and use in society, and we believe that progress in this field will contribute greatly to bringing about a decarbonized society. Accordingly, the Group endorses the aims of the conference and provides corporate sponsorship.
To maximize the outcomes of this conference, in FY2025 we continued to participate as a corporate member of the executive committee for the International Conference on EcoBalance 2026, contributing to its planning and preparation. In FY2026, the year the conference takes place, we will also participate in implementing the plans and running the event.

● Participation in the Cabinet Office's programs for Bridging the gap between R&d and the IDeal society (Society 5.0) and Generating Economic and social value (BRIDGE)

The Group participated in a designated initiative under BRIDGE, which launched in October 2024: Development and Demonstration Project of Nature Footprint Based on the Promotion of Nature-Related Information Disclosure and International Standardization by Financial/Investment Institutions. In particular, under Theme 2, Operationalizing Nature Footprint in Financial Decision Systems (lead organization: Value Management Institute, Inc.), we carried out a trial assessment of the environmental impact that Cross-Wave, one of our Products to Enhance Sustainability, could have on natural capital. Using the assessment tool MiLCA, we examined the positive aspects that Cross-Wave can offer in terms of the usefulness of the space above it for land use and its ability to reduce flood risk, and we achieved a degree of success in this project, which aimed to build an integrated model combining biodiversity impact assessment and the economic valuation of ecosystem services.

● Participation in the UTokyo LCA Center for Future Strategy

We have participated in the UTokyo LCA Center for Future Strategy led by Professor Ichiro Daigo of The University of Tokyo since FY2022. We have taken part in studies of a preemptive LCA that goes beyond current assessment and lays the groundwork for the future. A preemptive LCA is a means of quantitatively evaluating the environmental, economic, and social benefits of advanced scientific and technological products at the developmental stage, and presenting their social implementation. Presenting evidence-based social implementation strategies also contributes to the achievement of the SDGs.

We recognize that the rise in low-carbon value varies from industry to industry. By taking the lead in business fields where the rise in value is gradual, we can differentiate ourselves and turn risks into opportunities. Going forward, we will leverage the insights gained here and, working with the supply chain, meet the requirements for low-carbon and decarbonized products. To this end, we will promote the selection of raw materials, the reform of production processes, the conversion of energy used, and the study of ways to contribute to resource recycling. By doing so, we aim to expand the range of low-carbon and decarbonized products.

Indicators and Targets

Medium- to Long-term Targets: Sales of Products to Enhance Sustainability

● Net sales

2025 target
Over 1,000 billion yen

2025 result
1,016 billion yen

2028 target
1,190 billion yen

2030 target
Expand sales of problem-solving products and services

2050 target
Drive sustainable corporate growth through products and services that improve environmental and social sustainability

Performance Data

Net Sales*1 of Products to Enhance Sustainability

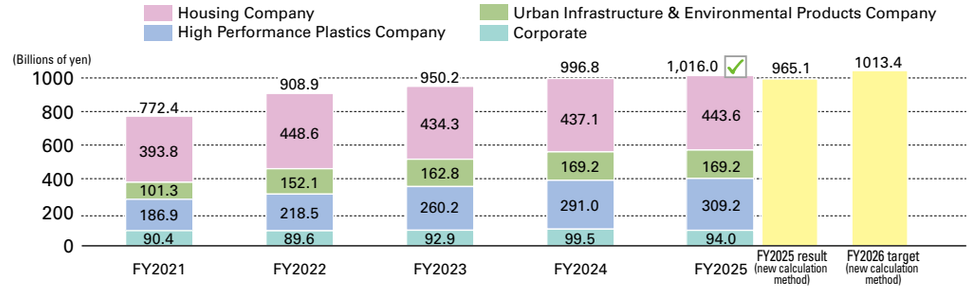

Note 1: Medical business is included in Corporate.
Note 2: In line with a change in the control of certain businesses in the UIEP and HPP companies implemented from October 2022, the data for FY2022 of both companies is collated as if the change in control had been initiated from the beginning of FY2022.

Indicator	Calculation Method
Net Sales of Products to Enhance Sustainability*1	Net sales of Products to Enhance Sustainability = Net sales of products internally certified as Products to Enhance Sustainability

*1 Net sales of Products to Enhance Sustainability through FY2025 include net sales of equity-method affiliates.
From FY2026, we have revised the calculation method to prioritize consistency with the consolidated financial statements (hereinafter, the "new calculation method"). To align the scope of net sales of Products to Enhance Sustainability with the scope of consolidation in the consolidated financial statements, net sales of equity-method affiliates are not included. Due to this change, net sales of Products to Enhance Sustainability for FY2025 under the new calculation method were 965.1 billion yen.
Note that net sales of Products to Enhance Sustainability under the new calculation method are not subject to third-party assurance.

Number of Products to Enhance Sustainability Newly Registered

FY2021	FY2022	FY2023	FY2024	FY2025	2026 (Number of registrations as of the end of March 2026)
28 cases	18 cases	11 cases	9 cases	5 cases	214 cases

Environment

■ Overview ····· 026
■ Climate Change ····· 047
■ Realizing Resource Recycling ····· 061
■ Reducing Water-related Risks ····· 072
■ Addressing Biodiversity ····· 081
■ Chemical Substance Management ····· 089

Overview

Strategy (Stance, Approach, Risks and Opportunities)

Basic Concept

The planet's air, water, land, and other elements interact with each other to form a healthy foundation for the survival of living things and a rich biodiversity. Moreover, humankind and economic activities develop sustainably through the use of the Earth's valuable natural capital and the social capital generated in the course of wide-ranging activities. SEKISUI CHEMICAL Group is working to help create this kind of planet and society and has positioned the environment as a materiality (key focus area) of its ESG management.
We have also identified Long-term targets and initiatives in our Long-term Environmental Management Vision, SEKISUI Environment Sustainability Vision 2050. Recognizing climate change, resource recycling, and water-related risks as important issues, we are promoting efforts to reduce GHG emissions and promote the recycling of resources. Not to mention the need to prevent further deterioration of natural capital, including steps to reduce the impact on ecosystems, we are endeavoring to provide returns to natural and social capital through such measures as the expansion of Products to Enhance Sustainability sales and are engaging in business activities on a daily basis with the aim of realizing an earth with maintained biodiversity.
Our Group positions climate change as its most important issue. In FY2022, the final fiscal year of the previous Medium-term Management Plan, we achieved our targets ahead of schedule through our existing initiatives. In response, we reanalyzed the risks and opportunities related to climate change and, based on those results, revised our strategy to one based on a roadmap aligned with the 1.5°C target.
In addition, we acknowledge the critical need to reduce greenhouse gas emissions not only in our corporate activities, but also across the supply chain as a whole in order to contribute to the realization of a truly carbon neutral society. Our Group has positioned resource recycling as one strategy to this end, and we are strengthening efforts in collaboration with the supply chain.
Under the Medium-term Management Plan starting from FY2023, we will focus on certain key points. These points include the following:

- Accelerate the shift to renewable energy for purchased power and reduce fuel-derived GHG emissions in a bid to address the risks associated with climate change
- As far as resource recycling is concerned, focus on the resource conversion of raw material resins and increasing the material recycling rate for waste plastics
- From a water-related risk perspective, place particular emphasis on reducing water intake volume and COD emission volumes while minimizing the impact of our business

Furthermore, we will renew our understanding toward the interrelated nature of such environmental issues as climate change, resource recycling, water-related risks, and biodiversity, and bolster efforts to consider solutions that do not involve trade-offs throughout the product life cycle as we carry out these endeavors.

* Natural capital: A term that refers to physical resources from nature, such as soil, air, water, minerals, flora and fauna, as well as biological capital, human capital, and social capital.
Social capital: A term that refers to the social infrastructure and facilities that form the basis of production activities and living environments, such as roadwork, housing, ports, airports, railroads, water supply and sewerage systems, public parks, educational facilities, social welfare facilities, electricity, City Gas, and hospitals.

WEB **Environmental Management Policy**
https://www.sekisuichemical.com/sustainability_report/basic_policies/#anc-P02

Risks and Opportunities

SEKISUI CHEMICAL Group assesses the impact of the environment on companies as well as the scale of impact that companies have on the environment, determines the importance of risks, and sets priorities to be addressed. As far as the risks and opportunities associated with environmental issues are concerned, we assess the scale of economic impact on companies with respect to transition and physical risks.
Transition risks are those that arise when policies and regulations that support the resolution of environmental issues are strengthened, resulting from delays in response to policy and technological changes. On the other hand, if we take the lead in tackling environmental issues, we will quickly respond to the needs of society, which will become increasingly demanding in the future. This in turn will lead to opportunities to acquire additional markets through cost reductions and technological changes.
Physical risks are those that arise from physical changes in the external environment when environmental issues, especially climate change, are not successfully resolved. Meanwhile, reducing this risk will increase corporate sustainability, while at the same time developing products and services that mitigate this risk will lead to opportunities.
Specific risks and opportunities are extracted using the scenario-based analysis method recommended in the TCFD Guide.
This scenario analysis was conducted using two axes. One axis was based on a social scenario centered on climate change with temperatures of not less than 4°C or not more than 1.5°C. We have determined that climate change issues are correlated with other environmental issues and have the greatest impact on social scenarios. Here, we use this common axis as an axis when setting up scenarios based on overall environmental issues.

The other axis was based on the decentralization of social systems in rural areas or concentration in large cities. In the Group's four business domains (Residential, Advanced Lifeline, Innovative Mobility, and Life Science), we conducted statistical processing based on a survey of internal and external experts for events whose feasibility varies widely.
Then, we extracted what kind of events could be considered in the four social scenarios of the four quadrants based on two axes. With a focus on climate change, we predicted how the impacts of resource recycling, water-related risks, and biodiversity will change the future.
These analyses are reviewed once a year in light of social trends related to environmental issues, the policies of each country, and status of the Group.
As a result of the above analyses, the following risks and opportunities are considered.

● Increase in energy procurement costs due to carbon tax hikes and a decrease in sales through adjustments to product pricing

We recognize this as a policy-related transition risk that has a significant impact on the Group as a whole.
On the other hand, we recognize the prospect of capturing business opportunities by taking measures at an early stage compared with other companies and other company products. One such opportunity is the stabilization of energy costs through the conversion to renewable energy.

● Conversion of low-carbon materials and processes to meet the growing market demand for a shift to low-carbon products

We see this as a technology-related transition risk that has a significant impact on the Group as a whole. On the other hand, we recognize the potential for business expansion, including growth opportunities for Products to Enhance Sustainability that contribute to low carbonization and business growth by prioritizing the procurement of products designed for resource circularity.

● Increase in damage caused by typhoons, torrential rains, droughts, etc., and decrease in sales

We recognize this as an acute physical risk that has a significant impact on the Group as a whole resulting in an increase in damage caused by such incidents as plant shutdowns as well as a decrease in sales, etc. Meanwhile, we see opportunities in the growing need to strengthen infrastructure, the prospect of an increase in sales of Products to Enhance Sustainability in high water risk areas, and an upswing in the need for disaster-preparedness facilities.

● Opportunity loss due to changes in consumption behavior, preferences, etc.

As a market transition risk, we recognize the loss of opportunities due to the decline in new vehicle sales and the inability to utilize resource circulation and decarbonization incentives as significant company-wide risks with major impact. In contrast, we recognize the opportunity to gain incentives through resource recycling and the visualization of decarbonized value as well as an increase in profitability from the shift to higher-performance products.

Our Direction for 2050 on Environmental Issues

SEKISUI CHEMICAL Group contributes to solving a variety of natural and social environment issues through its corporate activities, products, and business in order to realize an earth with maintained biodiversity. We recognize that we are conducting our corporate activities using the earth's natural capital as well as meaningful social capital from society. We are therefore committed to accelerating efforts aimed at returning such capital back to the environment and society while collaborating with stakeholders.
Our goal is to create an earth with maintained biodiversity. This earth cannot be realized without a society in which various issues related to the natural and social environments have been resolved. We believe that this is the same as our stance toward achieving the SDGs in 2030.
The following three activities are important for the Group to contribute to the resolution of issues.

1. Creating and expanding the market for Products to Enhance Sustainability*1
2. Reducing the environmental impact
3. Conserving the natural and social environments

*1 P.017 Products to Enhance Sustainability

*Stakeholders: "Customers" "Shareholders" "Employees" "Business partners" "Local Communities and the Environment"

In order to revitalize our activities and accelerate efforts to solve issues, the Group believes that it is necessary for each employee to be aware of different environmental issues and strengthen their ability to contribute to solving issues, as well as to promote coordinated activities in partnership with all stakeholders.

Backcasting from our vision for 2050, the Group has set milestones on a Medium-term basis and formulated an environmental roadmap. We have also mapped out a roadmap for developing human resources who will contribute to solving social issues.
We believe it is vital that each employee can connect issues to their own work and take action accordingly in order to solve social issues, including environmental ones. Guided by this thinking, and to develop human resources who can balance contribution to solving social issues with corporate growth, we provide education that strengthens the ability to contribute to solving social issues through both knowledge and action.

In FY2025, we advanced initiatives aimed at achieving milestones (targets of the current Medium-term Plan) while implementing solutions to address these issues.
Taking into account our performance and the issues identified through FY2025, we also reviewed the environmental roadmap and set the milestones for the next Medium-term Plan covering FY2026 onward.

Environmental Roadmap under the Current Environmental Medium-term Plan

	Current status (2025)	By 2028	By 2030	By 2050
	EXTEND	MATERIALIZE	TRANSFORM	GOALS
Company-wide	The Group's efforts on environmental issues advance toward improving the global environment	**[Earth] A path is opening toward a healthier state of the planet** (further expanding the Group's positive impact) **[Companies] A structure to solve each environmental issue is in place, with preparations ready for that state to be properly evaluated**	**[Earth] The state of the planet is improved** **[Companies] Transform the business portfolio and significantly reduce impact on environmental issues** **That state is evaluated more appropriately, and appropriate dialogue is held with each stakeholder**	**[Earth] Human society coexists with nature** **[Companies] Develop businesses that balance utilization and return of natural and social capital** **An environmental management improvement cycle is working, based on appropriate dialogue with stakeholders**
Creating and expanding the market for Products to Enhance Sustainability	Improve contribution to solving social issues through products by considering multiple issues	**Contribution expands through the creation and social implementation of products that contribute to solving social issues** ·A roadmap for meeting social demands is in place (LCA, DPP, etc.) ·Accelerate sustainable returns by growing Premium Framing products ·Further create products that contribute to carbon and resource recycling	**Transformation of business models has become mainstream, and all newly created products and services highly contribute to solving social issues** ·Able to respond to impacts on the environmental issues ahead of social demand	**All products and services contribute to solving social issues, and contribute to returns to natural and social capital**
Reduction of environmental impact (climate change, resource recycling, and water-related risks)	Build a foundation of structures and efforts to reduce GHG emissions toward decarbonization and to solve resource recycling issues	**A structure for environmental issues is established and efforts accelerate (particularly climate change and resource recycling)** ·Efforts to solve issues advance and effects emerge ·The effects of addressing environmental issues are captured through quantitative and reliable information and applied to promotion measures	**Achieve milestones for each environmental issue** While reducing the impact on environmental issues, for each environmental issue (climate change, resource recycling, and water-related risk), achieve milestones	**The product life cycle has a positive impact on natural and social capital.**
Conservation of the environment (initiatives for biodiversity)	Grasp the impact of corporate activities on biodiversity and implement conservation activities	**Identify issues from understanding dependencies and impacts, and strengthen conservation activities** ·Reinforce consideration in procuring raw materials ·Expand contributions by products ·Conserve Nationally Certified Sustainably Managed Natural Sites of OECM through measures such as eradicating non-native species and protecting rare species	**Implement initiatives to accelerate nature positivity** ·Expand contribution by implementing biodiversity conservation efforts that consider regional characteristics	**Biodiversity necessary for society is conserved throughout the value chain**
Supply chain management	Strengthen the structure for sustainable procurement	**Issues in the global value chain are clarified, and efforts are carried out with stakeholders (consideration of human rights, Scope 3, etc.)** ·Procurement: strengthen efforts for items with large risks and impacts ·Strengthen activities toward zero deforestation ·Understand product carbon footprint (CFP) information for raw materials	**A management foundation for the global value chain is in place and in operation** ·Sustainable procurement from all suppliers ·Zero deforestation (100% ratio of sustainable wood) ·Participate in and use information platforms (DPP, distribution)	
Environmental culture and human resource development	Challenges to solve social issues have begun, and the fostering of a culture and the development of human resources who solve social issues are progressing	**Taking on the challenge of solving social issues at a higher level** [Contribution ability] Human resources with ability to contribute to solving social issues (knowledge, actions) raise their level of contribution through these challenges (putting into practice) [Activity] Expand degree of contribution by increasing challenges in SDGs Contribution Activities	**Taking on the challenge of solving social issues becomes the norm** [Contribution ability] Number of employees with sufficient ability to contribute to solving social issues (knowledge, actions) increases, expanding our contribution to solving social issues through our businesses due to taking on challenges [Activity] Expand degree of contribution to goals through SDGs Contribution Activities	**All employees have high ability to contribute to solving social issues (knowledge, actions) and solve social issues through daily business activities**

Goals of each environmental issue are achieved

[Climate]
Carbon neutral achieved (zero GHG emissions from corporate activities)

[Resources]
Circular economy achieved

[Water]
Realization of a society with abundant access to clean water

Earth with maintained biodiversity

(maintaining a return rate of 100% or more on natural and social capital while making a positive impact on nature)

Schematic View of Employee Training that Develops the Ability to Contribute to Solving Social Issues

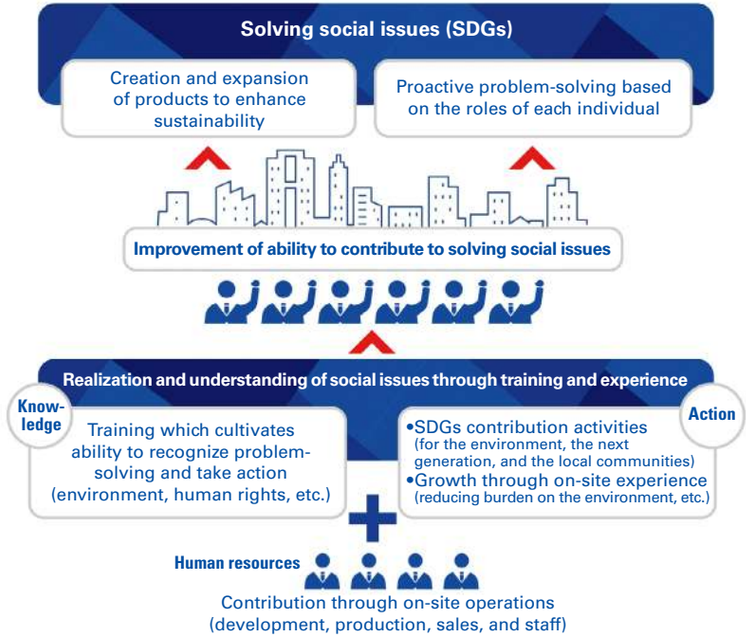

Long-term Goals for Each Environmental Issue

In order to realize an earth with maintained biodiversity targeted under our Long-term Environmental Management Vision, we have identified the following environmental issues that are particularly important, and the goals we aim to achieve by 2050.

Environmental issues

- Climate change: Achieve zero greenhouse gas emissions that arise from business activities (achieve carbon neutrality)
- Resource recycling: Achieve a circular economy
- Water-related risk: Realize societies with abundant access to clean water

By achieving all of these environmental issue-related Long-term goals, we aim to achieve biodiversity: an earth with maintained biodiversity (realize nature positivity).

Long-term Goals for Each Environmental Issue

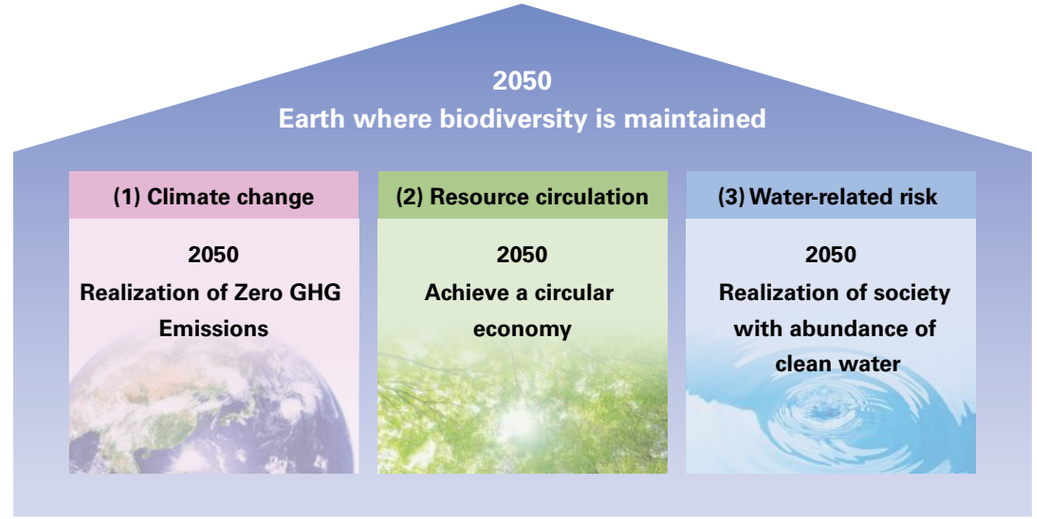

For each environmental issue, we have drawn up a roadmap backcasted from our goals in 2050, and have set Medium-term milestones.
Environmental issues are interrelated, and choosing and promoting solutions that do not involve trade-offs will lead to the simultaneous realization of Long-term goals. For this reason, we will focus on improving the quality of solutions to environmental issues under our current Medium-term Management Plan.
We will carry this thinking forward into the next Medium-term Plan and, given their significant impact on the Company, will reposition the achievement of carbon neutrality and a circular economy as material issues and address them with greater focus.

Trends in Environmental Issue Initiatives Enhancement Points

Points of enhancement	Reduction of environmental impact	Response to individual environmental issues	Improving the quality of solving environmental issues: Solving with awareness of the correlation between environmental problems	Transition to the structure needed to solve environmental issues, and improvement of the quality of solutions (with emphasis on optimization and implementation from a medium- to Long-term perspective)
Term	Until recently	Previous Medium-term Management Plan	**Current Environmental Medium-term Plan**	**Next Environmental Medium-term Plan**
Concept	Measures taken under the Medium-term Management Plan to achieve milestones backcasted from the long term (environmental vision)	Work to decouple environmental impact and corporate growth looking ahead to the long term (environmental vision)	Recognize interrelationships between environmental issues from a Long-term perspective (environmental vision), solve environmental issues with solutions that consider all issues, and direct the impact on natural capital (biodiversity) in a positive direction	Looking ahead to the long term (environmental vision): (1) recognize the interrelationships between environmental issues, solve them with solutions that consider all issues; and (2) promote the transition to a structure for achieving carbon neutrality (CN) and a circular economy (CE) and the implementation of concrete initiatives, thereby directing the impact on natural capital (biodiversity) in a positive direction

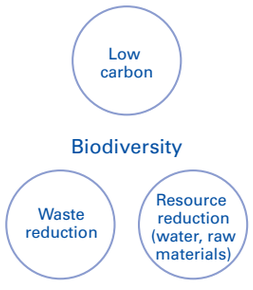

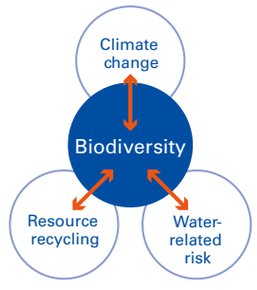

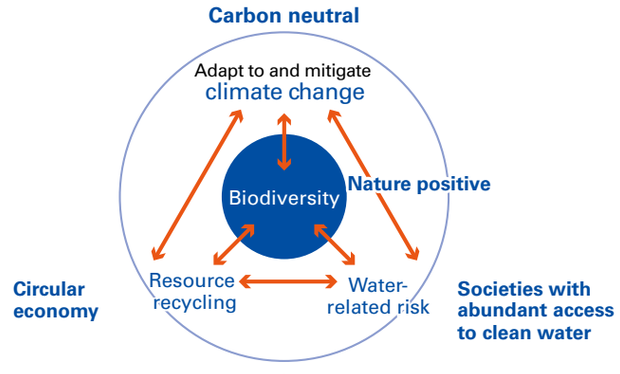

Convert risks to opportunities with GX
(accelerate innovation, create new businesses, enhance corporate value)

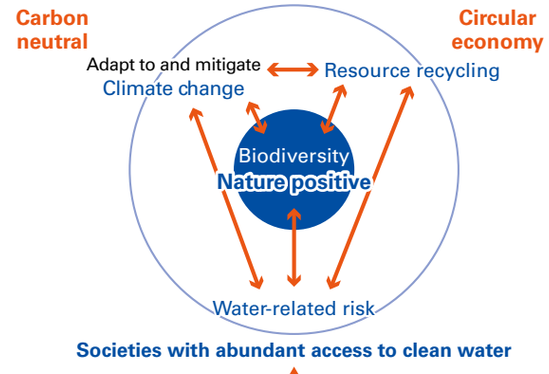

Strengthen the structure to prepare for risks and convert them into opportunities

Environmental Medium-term Plan Based on Our Long-term Vision

SEKISUI CHEMICAL Group has been advancing SEKISUI Environment Sustainability Plan: EXTEND, its Environmental Medium-term Plan that covers the three years from FY2023. As previously mentioned, by backcasting to achieve the goals we have set for 2050 in our Long-term Environmental Management Vision, SEKISUI Environment Sustainability Vision 2050, we have pursued the milestones established for each Medium-term Plan and carried out initiatives for each important working item.
Under the current Medium-term Plan, we positioned environmental issues as follows:
- Key environmental issues for the Group to address: Climate change, water-related risk, and resource recycling
- Biodiversity: Positioned as an issue that the above issues affect directly or indirectly

As stated in our Long-term Vision, and in order to accelerate the solution of issues aimed at achieving our goals, we have set creating and expanding the market for Products to Enhance Sustainability, reducing environmental impact, and environmental conservation as items on which to focus.
We have also established the following items as specific measures to be taken:
- Supply chain management
- Improve employees' ability to contribute to solving social issues

Under the current Medium-term Plan, we promoted initiatives to achieve the following targets.

● Important measures and targets

· Improving the rate of return to natural and social capital

Monitoring progress with the integrated index, SEKISUI Environment Sustainability Index: Maintaining a rate of return to natural and social capital of 100% or more

· Improving global and social sustainability through our products

Sales of Products to Enhance Sustainability: In excess of 1,000 billion yen

· Tackling climate change issues

<Decarbonization>
Renewable energy as a percentage of purchased power: 70%
GHG emission reduction rate (Scope 1 + 2)*: 36% (compared with FY2019)
* Scope 2 is calculated according to a market-based method

· Efforts to address resource depletion issues

<Promote resource recycling>
Recycling rate for waste plastics: 65% (Japan)

· Initiatives to address water-related risk issues

<Maintain water resources>
Water intake reduction volume at production sites that use large amounts of water: 10% reduction (Medium-term three-year period) (compared with FY2016)
Total reduction volume of COD discharged into rivers by production sites where discharge is substantial: 10% reduction (Medium-term three-year period) (compared with FY2016)
<Minimizing water risk>
Implement initiatives to minimize impacts at business sites with a significant business impact due to water risk

· Improving the ability of employees to contribute to solving issues

Promote education and training
Promote activities that contribute to SDGs

Summary of Crucial Action Items in the Current Environmental Medium-term Plan

● Products to Enhance Sustainability

The Environment-Contributing Products program, which preceded Products to Enhance Sustainability, was launched in 2006. Since then, we have registered products that make a significant contribution to solving environmental issues based on internal standards. We have made a commitment to society to increase the ratio of Group-wide products registered, and have promoted the creation of products that solve social issues while working to expand the market. From the beginning of the program's operation, the Group has aimed to accelerate the resolution of environmental issues through products and realize a balance between ecology and economy.
In FY2017, we expanded the scope of Environment-Contributing Products to include not only the natural environment but also the social environment, including human and social capital. Our goal is to improve people's lives and the global environment. We believe that it is essential to resolve the issues set out in the SDGs adopted by the United Nations in 2015. This includes promoting well-being and health and securing resilient infrastructures to improve people's lives as well as mitigating and responding to climate change to improve the global environment. We are focusing our efforts on solving these issues.
In FY2020, the name of the product program was changed to Products to Enhance Sustainability. This is a measure to strengthen management ability to sustain business and profit generation capabilities company-wide to sustainably promote the resolution of social issues starting with the environment, and to link such initiatives to corporate growth. In addition, we have been conducting the following initiatives since FY2020.

- Sustainability Assessment: To improve the sustainability of companies and products, we confirmed and assessed social responsibilities and risks, including governance (internal control), customer satisfaction, and environmental considerations in the development process, across the supply chain. We identify areas that need improvement and reinforcement, and use this information to address each item.
  In particular, environmental issues include reducing greenhouse gas emissions from raw material suppliers, procuring from sustainable forests, and confirming that consideration is given to environmental issues from raw materials to disposal. Sustainability assessments were completed and suspended in FY2022, having fulfilled their role.
- Premium Framework: We have set this as a strategic framework for products that contribute to solving social issues, including environmental issues, and that strategically grow products that are driving profits.
- Negative check for environmental issues: Introduced in FY2023 based on the point of enhancement in the current Environmental Medium-term Plan to "solve environmental issues through high-quality solutions without trade-offs." We are confirming whether or not products impose a negative impact on various environmental issues as well as what measures are being considered to prevent any negative impact at the time of registration as Products to Enhance Sustainability.

For the next Environmental Medium-term Plan, we will consider how to apply the Environmentally-Conscious Design Guidelines released in February 2026 (which declare our commitment to low-carbon, recyclable product design in pursuit of carbon neutrality and a circular economy) so that we can review the design of newly created products and existing products.

WEB **Environmentally-Conscious Design Guidelines**
https://www.sekisuichemical.com/sustainability_report/basic_policies/#anc-P02-m_uniqueTitle05

Solving issues related to climate change

As a response to climate change, our Group has set a Long-term target of zero greenhouse gas emissions by 2050. In the reduction roadmap formulated based on the 2°C target to achieve this goal, we were able to achieve our milestone earlier than initially planned in FY2021, the middle of the previous Medium-term Plan. In response, to further accelerate our initiatives, we raised our target to 1.5°C and revised our roadmap.
We have not changed our milestone of converting all purchased power (Scope 2) to renewable energy by 2030. However, we will also focus on reducing greenhouse gas emissions with a view to switching to alternative fuels, and aim for a 50% reduction compared with FY2019.
Under the current Medium-term Management Plan, we will actively promote the reduction of fuel-derived greenhouse gases, in addition to the conversion of electricity used at production sites to renewable energy. We have identified the period from FY2023 as the time for production process innovation. Our goal was to convert 70% of purchased power to renewable energy in FY2025, and we continued to implement measures to support this conversion. For fuel-derived sources under Scope 1, we have continually promoted efficiency improvements through the renewal of aging facilities, a shift to electricity as an energy source, and energy conservation activities at our production sites. We will continue these activities under the next Environmental Medium-term Plan.

<Lowering Carbon Across the Product Life Cycle>

Products manufactured under the above initiatives are low-carbon products that emit low levels of GHGs throughout the product life cycle. Going forward, we will use the Environmentally-Conscious Design Guidelines so that we can accelerate the creation and expansion of markets for Products to Enhance Sustainability with a low carbon footprint, for use in products that allow customers to engage in low carbon manufacturing and ultimately contribute to a decarbonized society.
For example, the film-type perovskite solar cells currently under development are products that contribute to achieving decarbonization in our customers' manufacturing and daily lives by generating renewable energy. By giving the same consideration at the manufacturing stage, we believe we can design products that are low-carbon and recyclable across their entire life cycle.

<Low-Carbon Management Across Supply Chains>

In order to reduce GHG emissions throughout the product life cycle, it is vital to reduce GHG emissions (Scope 3) in the supply chain. In upstream corporate activities, the Group has called on the cooperation of suppliers and strengthened efforts to convert to non-fossil-based and recycled raw materials in a bid to reduce raw material-derived GHG emissions.
We recognize that the conversion of raw material resources in particular is an initiative that must be accelerated toward the realization of a circular economy. Along with the procurement of low-carbon resource-converted raw materials that lead to reductions in Scope 3, ensuring traceability and verifying the quality of resource-converted products, we have also focused on activities through corporate collaboration aimed at transforming social systems that contribute to market formation, such as developing regulations and certifications to enhance the value of resource-converted products.
In downstream corporate activities, we have endeavored to increase the sales ratio of net-zero energy houses (ZEHs) and have promoted increased awareness toward the recovery and disposal methods of used products at the product and business model design stages in order to reduce GHG emissions at the time of product use. As far as disposal methods at the product disposal stage are concerned, we have engaged in a variety of activities. This includes coordinating with waste contractors and the industry as well as refining proprietary technologies.
Taking the aforementioned into consideration, the Group recognizes that resource recycling contributes significantly to the reduction of Scope 3 emissions, and has promoted initiatives accordingly. We will continue these initiatives in the next Medium-term Plan as well.

Solving issues related to resource circulation

With regard to resource recycling, we will strive to reduce the total amount of waste, including from the perspective of improving resource efficiency, even as the scope of our operations doubles toward 2030. At the same time, we have focused on recycling and promoted initiatives to realize a recycling-oriented society and a circular economy by 2050. Recognizing that efforts to recycle resources in the supply chain are indispensable to realizing a carbon neutral society, we formulated a resource recycling policy, strategy, and a resource recycling roadmap to achieve a circular economy in 2050 in FY2020.
With innovation centered on the creation of Products to Enhance Sustainability for resource recycling, we have initiated steps to strengthen our efforts to convert existing products into raw materials and to recycle valuable materials from waste discharged in the production process. From a factory waste recycling perspective, we have considered and promoted in-house measures so that we can select high-quality material recycling methods. Among a host of endeavors, we have evaluated not only the degree of resource recycling, but also the degree to which we contribute to other environmental issues, including the reduction of GHG emissions and conservation of biodiversity.
Furthermore, the knowledge and technologies gained from such initiatives and studies are also applicable to post-use products. As a company with many businesses that provide intermediate materials used in final products, we will advance product design with a focus on ease of disassembly and recyclability, while also proceeding with studies on establishing collection systems and recycling post-use products.
We believe that solutions to environmental issues will accelerate as the entire supply chain works together. We will develop and implement measures that emphasize supply chain management that spans the life cycle of our products.
In order to realize a circular economy, it is necessary for society to recognize the value of recycled raw materials, biomass, and their use in products, and to acknowledge activities that were previously treated as external diseconomies as economic costs. In order to raise social awareness, the Group is vigorously participating in and driving activities through various rule-making and other initiatives, including the certification of recycled products and recycling processes.
From the next Environmental Medium-term Plan, we will focus on (1) accelerating the deployment of material recycling technologies for factory waste, (2) establishing product recovery systems, and (3) designing products with recyclability in mind through measures such as raw material conversion (applying the Environmentally-Conscious Design Guidelines).

Solving issues related to water risk

In FY2020, we set realizing societies with abundant access to clean water as our goal for 2050. We set milestones for priority items by backcasting and formulated a roadmap for water-related risk reduction. Based on the aforementioned, we continued to reduce the volume of water consumed throughout the Group and promote recycling, while also working to improve the quality of water discharged into rivers based on COD indicators. In addition, we have worked to ascertain water-related risks specific to each region and have formulated and implemented risk reduction measures tailored to the region for sites with high risks.
As far as efforts to mitigate water intake risks are concerned, we recognize that one measure is to incorporate water intake risks in the formulation of BCPs at each production and business site. This is also an effective measure in efforts to adapt to climate change.
In addition to such environmental management measures as the prevention of pollution during both regular and non-regular periods, efforts to improve the quality of wastewater are also one measure to reduce water discharge risk. We recognize that these endeavors will help reduce the negative impact on biodiversity.
Through these measures, we have striven to improve the water environment in basins centered on production sites and reduce water-related risks in supply chains, thereby reducing water-related risks for companies and society.
Looking in particular at the supply chain, we will share and recognize risks through dialogue with suppliers (Environmental Due Diligence) while working together to consider and implement measures to improve risks in an effort to reduce the water-related risks associated with the raw materials procured.
Water-related risks need to be reviewed in response to changes in the external environment and in the design of the products we manufacture. In FY2025, the Group conducted its third large-scale water-related-risk survey, covering production sites in Japan (overseas production sites are scheduled to be surveyed in FY2026). Reflecting the results, we have set out initiatives to reduce water-related risks (both environmental and business impacts) in the next Environmental Medium-term Plan.

Solving issues related to biodiversity

SEKISUI CHEMICAL Group's Long-term Environmental Management Vision is to realize an earth with maintained biodiversity where the ecosystem hierarchy is kept healthy and in a nature-positive state. We believe that this goal will be achieved when all environmental issues are resolved.
The Group recognizes the dependence and impact its corporate activities have on natural capital, and strives to maintain returns that exceed the natural capital used. Going forward, we will reduce the dependence and impact on natural capital from the perspective of five impact drivers (climate change, resource consumption, water and land use, pollution, and invasive species) that affect natural capital through corporate activities. Specifically, we are implementing the following seven measures.

<Providing returns to natural capital through corporate activities>

1. Review of manufacturing processes
2. Review of nature positive product design
3. Expansion of contribution through Products to Enhance Sastainability

<Supporting returns to natural capital by society>

4. Strengthen initiatives involving raw material procurement
5. Support social change

<Accelerating returns to natural capital in corporate activities and society>

6. Human resource development
7. Coordinate with stakeholders

Furthermore, with regard to biodiversity issues, we recognize the importance of ensuring that the impact imposed by corporate activities is positive based on the concept of no net loss. At the same time, it is equally important to understand the impact of each area, and to not only reduce any negative impact, but to promote a positive result. As with other environmental issues, we will also consider activities that include initiatives that encompass the supply chain.

Regarding dependencies on and impacts on biodiversity, we are working to understand the current situation through various assessments. In particular, we have identified timber in raw material procurement as a critical raw material for reducing risks, as it has direct dependencies and impacts. To strengthen supply chain management for timber, we are advancing procurement that emphasizes direct verification perspectives through supplier dialogue and visits to understand the current situation and implement environmental due diligence aimed at risk reduction, even for certified materials, rather than the indirect verification perspective of simply using certified materials.
Going forward, we will continue initiatives that take account of the impact drivers of biodiversity and, on the issue of non-native species revealed through the use of the JBIB Land Use Score Card, expand our activities beyond our production sites to promote awareness in local communities.

● Issues in developing human resources who contribute to solving social issues

The Group has promoted education in both knowledge and action to strengthen the ability to contribute to solving social issues. We have also used human resource indicators to understand the situation of our employees and to enhance education measures tailored to the issues identified.
In addition, we rolled out social and SDGs contribution activities across the entire Group and encouraged employees to take part on their own initiative, which raised their interest in social issues and led to action.
Through these efforts, we have spread awareness of social issues in everyday work and strengthened collaboration across organizations.
Going forward, while continuing to review our human resource indicators, we will strengthen education for the people who should drive these activities and, through participatory programs for employees, further encourage concrete actions that contribute to solving social issues.

Governance

Environmental Management System

SEKISUI CHEMICAL Group has established an environmental management system at each of its production sites and research facilities in its bid to promote environmental activities. This system is based on ISO 14001.
Steady achievement of Medium-term and annual milestones under the leadership of top management is important for resolving environmental issues aimed at achieving Long-term goals. We strive to reduce the impact of all environmental issues by constantly monitoring legal compliance and the impact on the environment. In addition, in order to minimize the impact on the environment as much as possible in the event of disasters, accidents, and other irregularities, we regularly conduct education and training based on an examination of preventive measures and post-event responses.
Recognizing the need to take action based on a view of the entire supply chain, we have reviewed the Group's Sustainable Procurement Guidelines and systems to strengthen supply chain management. We will accelerate efforts aimed at resolving environmental issues by approaching and collaborating with suppliers.

Environmental management promotion system

Since FY2020, we have been managing and promoting the environmental aspects of the Group under the Sustainability Committee. The committee deliberates on policies and strategies for improving the sustainability of society and the Group.
As a subordinate structure under the Sustainability Committee, we established subcommittees for each issue defined under materiality by the Group. As a part of this initiative, we established the Environmental Subcommittee to address environmental issues.
Key sustainability-related initiatives, policies, and other matters encompassing a host of issues, including the environment, that are discussed by the Sustainability Committee are reported to and approved by the Board of Directors and accordingly reflected in management.
Specific environmental action plans are formulated and implemented through meetings of environmental managers for each issue between divisional companies and Corporate Headquarters.
In FY2025, the Environmental Subcommittee met twice, in November and March. In addition to confirming the progress of the Environmental Medium-term Plan, the subcommittee deliberated on the next Environmental Medium-term Plan and on responses and measures for the issues of climate change, resource recycling, and water-related risks. Projects requiring rapid attention are also discussed and reported to the Board of Directors at monthly management meetings, chaired by the person in charge of the ESG Management Department and head of the Business Strategy Department.

Environmental Management Promotion System

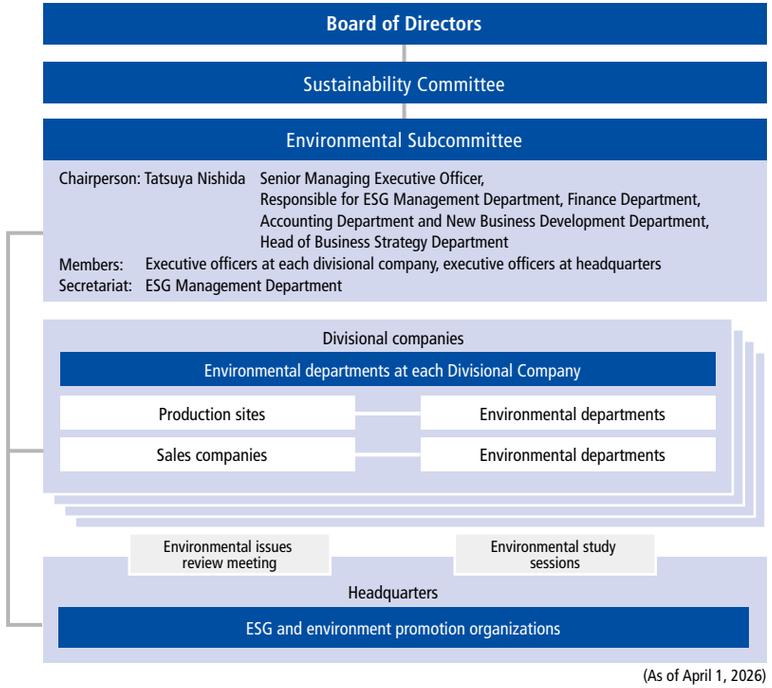

(As of April 1, 2026)

Expansion of EMS overseas

Our overseas bases are expanding and implementing the environmental management system (EMS) developed in Japan. In this manner, we have established a system for acquiring environmental impact data and are working to reduce environmental impact based on this data.
As of the end of March 2026, 52 business sites in Japan and 40 business sites overseas have obtained ISO 14001 certification. The ratio of SEKISUI CHEMICAL Group production sites and research facilities that have acquired ISO 14001 certification is 96% ☑.
We are also working to obtain ISO 14001 certification at all of our production sites.

Business Sites That Have Received Third-party Certification for Their Environment Management Systems ☑

Housing Company

SEKISUI CHEMICAL CO., LTD. Tsukuba R&D Site*
Hokkaido Sekisui Heim Industry Co., Ltd.
Tohoku Sekisui Heim Industry Co., Ltd.
Sekisui Heim Industry Co., Ltd. Kanto Site
Sekisui Heim Industry Co., Ltd. Tokyo Site
Sekisui Heim Industry Co., Ltd. Chubu Site
Sekisui Heim Industry Co., Ltd. Kinki Site
Chushikoku Sekisui Heim Industry Co., Ltd.
Kyushu Sekisui Heim Industry Co., Ltd.
Sekisui Board Co., Ltd. Minakuchi Site
Sekisui Board Co., Ltd. Gunma Site

Urban Infrastructure & Environmental Products Company

SEKISUI CHEMICAL CO., LTD. Shiga-Ritto Plant
SEKISUI CHEMICAL CO., LTD. Gunma Plant
SEKISUI CHEMICAL CO., LTD. Kyoto Research & Development Laboratories
Chiba Sekisui Industry Co., Ltd.
Sekisui Chemical Hokkaido Co., Ltd.
Toto Sekisui Co., Ltd. Ota Plant
Nishinihon Sekisui Industry Co., Ltd. Okayama Plant
SHIKOKU SEKISUI CO., LTD.
Kyushu Sekisui Industry Co., Ltd.
Nara Sekisui Co., Ltd.
Yamanashi Sekisui Co., Ltd.
Sekisui SoflanWiz Co., Ltd.
[Sekisui SoflanWiz Co., Ltd. Iwaki Plant, Atsugi Plant, Akashi Plant, R&D Division]
Sekisui Home Techno Co., Ltd.
Sekisui Specialty Chemicals (Thailand) Co., Ltd.
S and L Specialty Polymers Co., Ltd.
Sekisui Eslon B.V.
Sekisui Rib Loc Australia Pty. Ltd.
Sekisui Industrial Piping Co., Ltd.
Sekisui (Wuxi) Plastics Technology Co., Ltd.
TOKUYAMA SEKISUI CO., LTD.
TOKUYAMA SEKISUI CO., LTD. Piping Plant

High Performance Plastics Company

SEKISUI CHEMICAL CO., LTD. Musashi Plant
SEKISUI CHEMICAL CO., LTD. Shiga-Minakuchi Plant
[Sekisui Fuller Company, Ltd. Shiga Plant]
SEKISUI CHEMICAL CO., LTD. Taga Plant
SEKISUI CHEMICAL CO., LTD. Minase Site
Sekisui Techno Molding Co., Ltd. Tochigi Plant
Sekisui Techno Molding Co., Ltd. Mie Plant
Sekisui Techno Molding Co., Ltd. Aichi Plant
Sekisui Fuller Company, Ltd. Hamamatsu Plant
Sekisui Nano Coat Technology Co., Ltd.
Sekisui Polymatech Co., Ltd.
Sekisui Seikei, Ltd. Chiba Plant
Sekisui Seikei, Ltd. Kanto Plant
Sekisui Seikei, Ltd. Hyogo Plant
Sekisui Seikei, Ltd. Hyogo-Takino Plant
Sekisui Seikei, Ltd. Izumo Plant
Sekisui S-Lec America, LLC.
Sekisui S-Lec B.V. Film Plant
Sekisui S-Lec B.V. Resin Plant
Sekisui S-Lec Mexico S.A. de C.V.
Sekisui S-Lec Thailand Co., Ltd.
Sekisui S-LEC (Suzhou) Co., Ltd.
Sekisui-Alveo B.V.
Sekisui Alveo BS G.m.b.H.
Sekisui Voltek, LLC. Coldwater Plant
Thai Sekisui Foam Co., Ltd.
Sekisui Pilon Pty. Ltd.
Youngbo Chemical Co., Ltd.
Sekisui Youngbo HPP (Wuxi) Co., Ltd.
Sekisui Specialty Chemicals America, LLC. Pasadena Plant
Sekisui Specialty Chemicals America, LLC. Calvert City Plant
Sekisui Specialty Chemicals Europe,S.L.
Sekisui Polymatech Europe B.V.
Sekisui Polymatech (Thailand) Co., Ltd.
Sekisui Polymatech (Shanghai) Co., Ltd.
Sekisui DLJM Molding Private Ltd. Greater Noida Plant, Tapukara Plant, Chennai Plant, Chennai 2 Plant, Gujarat Plant
Sekisui KYDEX, LLC. Bloomsburg Plant
Sekisui KYDEX, LLC. Holland Plant
Sekisui Aerospace Corporation Orange City Operations
PT. Polymatech Indonesia

Headquarters

SEKISUI CHEMICAL CO., LTD. R&D Center*
Sekisui LB Tec Co., Ltd. Chubu Plant

Medical Business

Sekisui Medical Co., Ltd. Iwate Plant
Sekisui Medical Co., Ltd. Tsukuba Plant
Sekisui Medical Co., Ltd. Tsukuba Plant (Ami Site)
Sekisui Medical Co., Ltd. Tokuyama Plant
Sekisui Medical Co., Ltd. Drug Development Solutions Center
Sekisui Diagnostics (UK) Ltd.
Sekisui Diagnostics, LLC, San Diego
Sekisui Diagnostics P.E.I. Inc.
Sekisui Medical Technology (China) Ltd.
Sekisui Medical Technology (Suzhou) Ltd.
Veredus Laboratories Pte. Ltd.

Note: Relevant departments on the website may be encompassed, even without explicit reference.
[ ]: Organizations in brackets are included in the scope of certification.
*The SEKISUI CHEMICAL CO., LTD. Tsukuba R&D Site and R&D Center share a single certification.

Indicator	Calculation Method
Number of EMS-certified business sites	Number of business sites that have received external EMS certification External EMS certification: ISO 14001
The proportion of all production sites and research facilities within SEKISUI CHEMICAL Group that have received external EMS certification	Ratio of business sites with external EMS certification to the entire SEKISUI CHEMICAL Group = Number of production sites and research institutes with external EMS certification ÷ Total number of production sites and research facilities in the SEKISUI CHEMICAL Group

Environmental Audits

SEKISUI CHEMICAL Group conducts environmental audits with the aim of complying with laws and regulations and preventing accidents. The audits are conducted in advance by checking laws and regulations, hazard maps, etc., with an emphasis placed on continuous legal compliance, the reduction of environmental risks, and accident prevention in accordance with the business activities of each business site.
We conduct voluntary audits at all of our business sites and request reports on the results. We also conduct environmental audits at our production sites and research institutes every three years.
In FY2025, these initiatives were conducted at 17 domestic and 16 overseas sites.
There were no serious violations.

Risk Management

As far as risk management is concerned, we have established an ERM* system that in addition to identifying Group-wide major risks, shares and manages these risks within the Group. Risks related to environmental issues are also assessed in an integrated manner, together with other risks that are expected to have a significant impact on management. Risks that affect the Group as a whole and each organization, including such environmental issues as climate change, resource recycling, water resources, and biodiversity, are shared and deliberated at Board of Directors, Sustainability Committee, in-house management meetings, and subcommittee meetings.
The Board of Directors shares the view that risks related to environmental issues are important external environmental risks. Consideration is also given to medium- to Long-term strategies when formulating management plans as well as transition plans that contribute to the solution of environmental issues. Against this backdrop, we formulate the Environmental Medium-term Plan.

* ERM: Enterprise Risk Management refers to company-wide systems and processes related to enterprise-wide and integrated risk management and risk management activities.

P.149 Risk Management System

Risks related to environmental issues are reported to the Sustainability Committee after information is gathered and evaluated by the Environmental Subcommittee and deliberated along with Group-wide policies, major measures, and target achievement levels. The issues discussed by the committee are identified as major risks by the Board of Directors with countermeasure policies and major measures finalized. The identified major risks, Group-wide policies, and major measures are reported to each subcommittee, including the Environmental Subcommittee, and incorporated into action plans as Group-wide and divisional company-specific measures. In addition, by reflecting the results in organizational risk management activities conducted by 170 organizations, including domestic and overseas affiliates, we are promoting an ERM system that combines Group-wide risk management activities with organizational risk management activities.

Environmental Impact Assessment

SEKISUI CHEMICAL Group undertakes design reviews at the time of product process development and modification and conducts environmental impact assessments at all stages of a product's life cycle.

Assessment of the environmental impact of products

Scope: All stages of the product life cycle
Targets: Products and processes

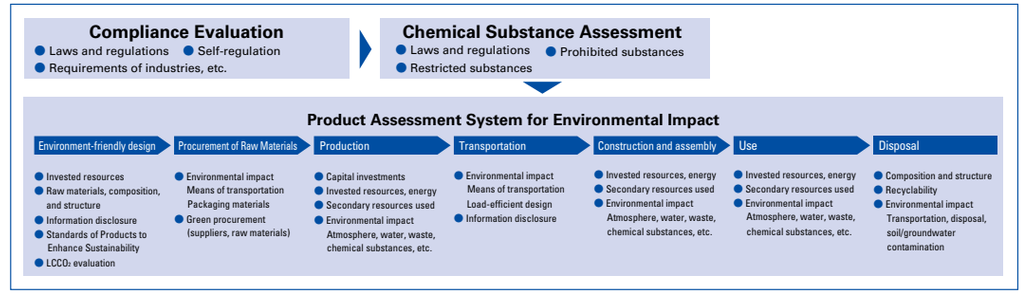

P.017 Products to Enhance Sustainability

Indicators and Targets

Targets

The Long-term goal of SEKISUI CHEMICAL Group's environmental activities is to realize an earth with maintained biodiversity as stated in its Long-term Environmental Management Vision, SEKISUI Environment Sustainability Vision 2050. To this end, we believe it is important to simultaneously achieve such Long-term goals for environmental issues as climate change, resource recycling, and water risks.
In the current Environmental Medium-term Plan, SEKISUI Environment Sustainability Plan: EXTEND (2023-2025), we focus on improving the quality of solutions to avoid imposing any negative impact on each of the aforementioned environmental issues.
Progress on each environmental issue is managed by setting milestones that are backcast from Long-term goals and are based on individual management targets. The SEKISUI Environment Sustainability Index, an integrated indicator, is used to monitor the progress of environmental issues as a whole.

Environmental Medium- to Long-term Plan and FY2025 Results (The Environmental Medium-term Plan, SEKISUI Environment Sustainability Plan: EXTEND, covers FY2023-2025)

✓: FY2025 target achieved
x : FY2025 target not achieved

Item		Goals	Level Setting Guidelines	Indicator	Base year	FY2025 Result	Self-evaluation	FY2025 Targets	FY2030 Targets	FY2050 Targets	Scope					
											Japan Production Sites	Research Facilities	Domestic Offices	Overseas Production Sites	Overseas Offices	Other
Progress management through the Integrated Index		Achieve an earth with maintained biodiversity through corporate activities	Environmental returns that exceed environmental impact	SEKISUI Environment Sustainability Index Rate of return to natural and social capital	—	145%	✓	Holding steady at 100% or more	Holding steady at 100% or more	Holding steady at 100% or more	✓	✓	✓	✓	✓	✓
Products to Enhance Sustainability	TOTAL	Achieve a balance between economic and social value	Doubling of the Group's business by 2030	Net Sales of Products to Enhance Sustainability	—	1,016.0 billion yen ☑	✓	Over 1,000 billion yen	—	—						
	By major environmental issue	Contribute to the promotion of resource recycling (particularly carbon)	Realization of a recycling-based society	Increase in sales of products that contribute to resource recycling	FY2020 55.3 billion yen	111.6 billion yen	✓	1.7 times (94.0 billion yen)	2 times or more (110.6 billion yen)	All products						
				Net sales of products not derived from fossil fuels and using recycled materials	FY2019 3 billion yen	46.8 billion yen	✓	40 billion yen	100 billion yen	—						
Impact reduction	GHG	Promote decarbonization Zero GHG emissions	The Paris Agreement 1.5°C target / Realization of a decarbonized society	GHG emissions reduction rate (Scope 1 + 2)	FY2019	-45.2% ☑	✓	-36%	-50%	-100%	✓	✓	✓	✓	✓	
				GHG emissions reduction rate (Scope 1)	FY2019	-11.7% ☑	×	-12%	-13%	-100%	✓	✓	✓	✓	✓	
				Renewable energy ratio of purchased electricity	—	72.4% ☑	✓	70%	100%	Total power consumption including co-generation 100%	✓	✓	✓	✓	✓	
	Reducing energy usage volume	Improve the efficiency of energy use in production and reduce energy costs	Cost reductions above cost increases from purchasing renewable energy	Reduction rate of energy consumption per unit of production	FY2022	+3.4% ☑	×	-3%	—	—	✓			✓		
	Resource recycling	Promotion of resource recycling (particularly carbon)	Realization of a resource recycling society	Reduction rate of the amount of waste generated per unit of production	FY2022	+10.0% ☑	×	-3%	—	Realization of a Circular Economy	✓			✓		
			Issue of marine plastics	Recycling rate for waste plastic materials	—	Japan: 70.0% ☑ (Overseas: 68.6%)	✓	Japan: 65% (Overseas: 69%)	100%	100%	✓	✓		✓		
			Reduction of resource use in offices	Reduction rate of copier paper use per person	FY2022	-14.4%	✓	-3%	—	Realization of a Circular Economy			✓		✓	
			Reduction of waste generation at new construction sites	Reduction rate of the amount of waste generated per building at new housing construction sites	FY2022	-6.4%	×	-12%	—	Realization of a Circular Economy						✓
	Water-related risk	Impact on businesses from water-related risks minimization	Enabling of sustainable operations	Implementation of initiatives to minimize the business impact of water-related risks specific to five sites in Japan and overseas	—	Initiatives are being implemented at 4 locations ☑	×	Efforts to minimize business impact at individual business sites with large business impact	Minimum to the environment where water-related risks exist	Minimizing water risk in all areas	✓			✓		
		Contribute to solving watershed-specific water issues	Contributions to returns to natural capital													
		Maintain water resources	No increase in water stress in watersheds	Reduction rate of water intake volume at production sites which use large quantities of water	FY2016	-5.9% ☑	×	-10% over a 3-year period	—	—	✓					
			No increase in the impact on watersheds	Reduction rate of total COD volume of river discharge water at production sites with high COD emission volumes	FY2016	-21.8% ☑	✓	-10% over a 3-year period	—	—	✓					
	Ecosystem	Ecosystem impact	Biodiversity conservation	"JBIB Land Use Score Card" evaluation points	FY2022	+3.5 points	✓	+3 points over a 3-year period	Promote ecosystem friendliness at all business sites	Maintain ecosystem friendliness at all business sites	✓	✓				
		Minimize risks of ecosystem degradation														

Next Environmental Medium-term Plan: Environment Sustainability Plan MATERIALIZE Target value (FY2026-2028)

Item		Goals	Level Setting Guidelines	Indicator	Base year	FY2026 Targets	FY2027 Targets	FY2028 Targets	FY2030 Targets	FY2050 Targets	Scope					
											Japan Production Sites	Research Facilities	Domestic Offices	Overseas Production Sites	Overseas Offices	Other
Progress management through the Integrated Index		Achieve an earth with maintained biodiversity through corporate activities	Environmental returns that exceed environmental impact	SEKISUI Environment Sustainability Index Returns to natural capital	—	Holding steady at 100% or more	Holding steady at 100% or more	Holding steady at 100% or more	Holding steady at 100% or more	Holding steady at 100% or more	✓	✓	✓	✓	✓	✓
Products to Enhance Sustainability	Increasing economic value	Core of proactive ESG management	Doubling of the Group's business by 2030	Net Sales of Products to Enhance Sustainability*1	—	1,013.4 billion yen	—	1,190 billion yen	—	—						
	Increasing social value	Promotion of resource recycling (particularly carbon)	Realization of a recycling-based society	Increase in sales of products that contribute to resource recycling	FY2020 55.3 billion yen	2.1 times (115 billion yen)	2.3 times (128 billion yen)	2.6 times (145 billion yen)	2 times or more (110.6 billion yen)	—						
				Net sales of products not derived from fossil fuels and using recycled materials	FY2019 3 billion yen	50 billion yen	60 billion yen	75 billion yen	100 billion yen	—						
Impact reduction	GHG	Promote decarbonization Zero GHG emissions	The Paris Agreement 1.5°C target / Realization of a decarbonized society	GHG emissions reduction rate (Scope 1 + 2)	FY2019	-46%	-48%	-49%	-50%	-100%	✓	✓	✓	✓	✓	
				GHG emissions reduction rate (Scope 1)	FY2019	-20%	-18%	-17%	-20%	-100%	✓	✓	✓	✓	✓	
				Renewable energy ratio of purchased electricity	—	80%	85%	90%	100%	Total power consumption 100%	✓	✓	✓	✓	✓	
			Expansion of additionality in RE100	Number of sites with self-consumption solar power generation (including on-site PPA)	—	40	45	50	60	100	✓	✓	✓	✓	✓	
		Reduction of GHG emissions across the product life cycle	The Paris Agreement 1.5°C target / Realization of a decarbonized society	GHG emissions reduction rate (Scope 3)	FY2019	—	—	—	-30%	-100%						✓
		Reduction of GHG emissions in offices	Target value in the GHG Procurement Leadership Declaration	Electrification rate of company-leased passenger vehicles	—	60%	70%	80%	100%	—			✓		✓	
	Reducing energy usage volume	Improvement of energy efficiency during production and reduction of energy costs	Cost reductions above cost increases from purchasing renewable energy	Reduction rate of energy consumption per unit of production	FY2025	-1%	-2%	-3%	—	—	✓			✓		
	Resource recycling	Promotion of resource recycling (particularly carbon)	Realization of a resource recycling society Marine plastic issues	Amount of waste generated per unit of production	FY2025	-1%	-2%	-3%	—	—	✓			✓		
				Recycling rate for waste plastic materials Domestic production sites and research facilities	—	69%	72%	75%	100%	100% *Total waste	✓	✓				
				Recycling rate for waste plastic materials Overseas Production Sites	—	69%	72%	75%	85% (100% in FY2035)	100% *Total waste				✓		
			Reduction of resource use in offices	Reduction rate of copier paper use per unit of people	FY2025	-1%	-2%	-3%	—	—			✓		✓	
			Reduction rate of waste generation at new construction sites	Reduction rate of the amount of waste generated per building at new housing construction sites	FY2025	-1%	-2%	-3%	—	—						✓
	Water-related risk	Minimizing business impact	Enabling of sustainable operations	Reduction of financial impact risk associated with water risk	FY2024	-32.0 billion yen	-53.0 billion yen	-58.0 billion yen	Minimizing business impact of sites with large-scale business impact	Minimizing water risk in all areas	✓	✓		*2		
		Minimizing environmental impact	Maintaining desirable local water volume	Reduction/maintenance of water withdrawal intensity *Per production volume	FY2024	Reduction/ maintenance	Reduction/ maintenance	Reduction/ maintenance	Minimizing environmental impact of sites with significant water risks		✓			*2		
			Maintaining desirable local water quality	Reduction/maintenance of water quality management index (COD) intensity *Targeting sites with measurement obligations under laws, ordinances, and agreements	FY2024	Reduction/ maintenance	Reduction/ maintenance	Reduction/ maintenance			✓	✓		*2		
	Ecosystem	Minimize risks of ecosystem degradation	Biodiversity conservation	"JBIB Land Use Score Card" evaluation points	FY2025	+0.4 points	+0.7 points	+1 point	+1 point	—	✓	✓				
Regulatory risk	Chemical substances	Minimization of chemical substance impact	Response to the "Global Framework on Chemicals (GFC)"	SOx	FY2025	-1%	-2%	-3%	—	—	✓	✓				
				NOx	FY2025	-1%	-2%	-3%	—	—	✓	✓				

*1: From FY2026, we have revised the calculation method to prioritize consistency with the consolidated financial statements. To align the scope of net sales of Products to Enhance Sustainability with the scope of consolidation in the consolidated financial statements, net sales of equity-method affiliates are not included.
*2: Water risk at overseas production sites will be assessed in FY2026, and targets similar to those for domestic sites will be set.

FY2025 Results Against Environment-related KPIs

Climate change

GHG emission reduction rate (Scope 1 + 2)*: -45.2% (compared with FY2019)

* Scope 2 is calculated according to a market-based method

Resource recycling

Material recycling rate for waste plastics (Japan) 70.0%

Other Priority Item FY2025 Results

Creating and expanding the market for products to enhance sustainability

In FY2025, 5 products and services were newly registered.
Specifically, the following is a list of products that contribute to the resolution of resource recycling and climate change issues (certain examples).

- Airtight sheet tape for housing: a foam tape that fills gaps in a home to improve airtightness. With a multilayer structure, high stretchability, and a suitable modulus of elasticity, it adheres closely to piping and improves the airtightness of a home, contributing to cutting energy use by improving cooling efficiency against the temperature rise caused by global warming.
- Clear film/SDF film for automobiles: an interlayer film for automotive laminated glass. It promotes continuous GHG reduction through product carbon footprint (PCF) certification. It also helps reduce CO_2 and waste by recovering and reusing customers' trim and in-process offcuts.

In response to society's demands for a circular economy, registrations of products that contribute to solving resource circulation challenges have increased, contributing to improved sales of Products to Enhance Sustainability overall.
Furthermore, as solving resource circulation challenges is a technology that also leads to low carbonization and decarbonization, it can be considered that technologies contributing to the realization of a carbon-neutral society have also expanded.

Quantification of the contribution effect on solving issues through products

In FY2025, we identified environmental values from products equivalent to 53.2% of Products to Enhance Sustainability sales.
As far as returns to social capital and value are concerned, we are undertaking economic value conversion using the impact-weighted accounting method.
We visualize the environmental and social value of our products and businesses (the degree to which they contribute to solving problems) and disclose this information to raise society's awareness. Moving forward, we will also strengthen activities that can be fed back to our business.

Conservation of the natural environment

SDGs Contribution Activities
As far as such social contribution activities as environmental conservation and nurturing of the next generation are concerned, which are mainly conducted by business sites and employees, we recommend that employees change their stance and become more aware of the SDGs while continuing existing activities.
By considering which social issues to focus on and why we are working to solve social issues based on the SDGs, we can clarify the significance of our existing activities and undertake a review of our activities with the expectation of further improving their effectiveness.

Integrated index: SEKISUI Environment Sustainability Index

The SEKISUI Environment Sustainability Index measures the impact of the Group's corporate activities on the environment (use of natural and social capital) and the degree of contribution to the environment (returns to natural and social capital) as a single index.
We are gradually expanding the scope of coverage to encompass not only the impact on and return of natural capital, but also on and of social capital.
The SEKISUI Environment Sustainability Index integrates the effects of the major items for implementation in the Environmental Medium-term Plan: reducing various impacts on the environment, expanding products and services that contribute to the natural and social environments, and environmental conservation. We established a method for undertaking preliminary calculations in FY2013 and have employed this method since FY2014. Since FY2017, we have applied this index to monitor the progress of the Group's overall environmental management.
In our Environmental Medium-term Plan, which began in FY2020, we have declared our intention to use the SEKISUI Environment Sustainability Index to evaluate not only the natural environment, but also the impact and contribution to the social environment, and to contribute to the return to natural and social capital.
In 2050, even as we expand our business scope, we will promote ESG management while maintaining a return of 100% or more on natural and social capital.

Results of Calculation

SEKISUI Environment Sustainability Index calculations based on FY2025 results are as follows. Setting the use of natural and social capital (the impact on the natural and social environments) at 100, the return to natural and social capital (contributions to the natural and social environments) was 145.2%, confirming that the return to natural and social capital was maintained at 100% or higher.
Trends in the rate of return are analyzed as follows.

1. Use (impact) of natural and social capital:
   A reduction in the impact from raw material factors is considered to have been made, such as through improved resource efficiency and decreased production volumes for certain products.
2. Returns to natural and social capital (contributions):
   Returns (contributions) from Products to Enhance Sustainability have increased in value more than ever before, driven by a renewed recognition of the effects that ZEH homes have on extending healthy life expectancy.

Looking ahead, we will grow as a company and expand our business scope, while maintaining a rate of return to natural and social capital of 100% or higher.
In 2050, we aim to realize the sustainable use of the earth's natural capital and the social capital generated by human society.

In this index, SEKISUI CHEMICAL Group believes that solving issues through products helps to improve the sustainability of the earth and society. We also recognize that improving returns to natural and social capital leads to an improvement in the sustainability of SEKISUI CHEMICAL Group and its products.

Results of FY2025 Calculation

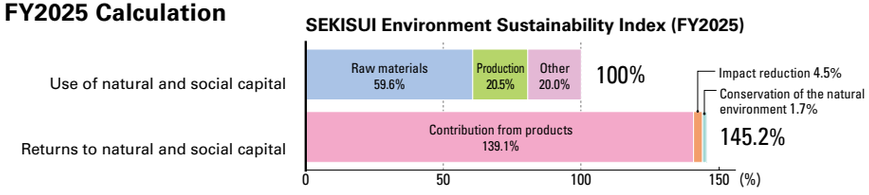

Calculation Method

(1) Quantitatively calculate the amount of environmental impact and the benefits of environmental activities for each category

Environmental impact and environmental activities (i)
- Raw material usage
- Water intake volume
- Degree of environmental contribution of each product
- GHG emissions
- Emissions of chemical substances
- Employee participation rate in activities to conserve the natural environment
- Volume of waste generated
- Area of land used

(2) Calculate the impact (negative factor) and contribution (positive factor) for each category using a database of experts who have accumulated coefficients for calculating the impact on the environment

Raw data by category Ai × Coefficient ki = Environmental impact (Ti)

(3) Add up the amount of impact and contribution for each category (= integration)

Σ (Raw data for each category) Ai × Coefficient ki = Σ (Environmental impact Ti)

Note: Units are the amount of damage calculated (=amount necessary to restore the environment to the original conditions [living organisms, plants, and global warming] if our activities damaged the environment)

After compiling the raw data in (1), above, the damage calculation-based impact assessment method LIME2, developed for use in Japan by Professor Norihiro Itsubo of Waseda University, was employed for the calculations in stages (2) and (3).
The LCA database IDEA ver 2.3 has been upgraded to ver 3.1 in the calculation system MiLCA, which uses LIME2 to calculate the rate of return. We have been using the upgraded MiLCA ver 3.1 since FY2023. (MiLCA ver 2.3 was used until FY2022.)
In MiLCA 3.1, the ascertained data shows that the environmental impact per unit amount is larger, especially in terms of the impact of chemical substances on ecosystems. Under the current Medium-term Management Plan we will place even more importance on the impact on biodiversity, and promote activities aimed at shifting from negative to positive aspects. We have determined that our approach is consistent with the direction of the MiLCA 3.1 upgrades. From FY2023 we will reconfirm the status of current conditions by utilizing the updated calculation system and continue to confirm the progress of activities aimed at addressing environmental issues based on the rate of return.

Indicator	Calculation Method
SEKISUI Environment Sustainability Index	SEKISUI Environment Sustainability Index = Group-wide amount of natural and social capital returned ÷ Group-wide amount of natural and social capital used Calculating the amount of natural and social capital used and the amount of natural and social capital returned: Using LIME2 (Life-cycle Impact Assessment Method based on Endpoint Modeling, version 2, developed by Professor Itsubo of Waseda University and others), covering all four protection targets defined by LIME2, we conduct impact assessments for each of climate change, plant biomass, biodiversity, and social assets, and convert them into a single indicator. The amount of return to natural and social capital is calculated assuming that the risk of damage to natural capital has been reduced by various environmental contribution efforts of the entire Group compared to the case without such efforts. ・Items included in the amount of natural and social capital used Direct use: Use of land, greenhouse gases, amounts of emissions into the air of PRTR substances and air pollutants, the COD discharged into bodies of water Indirect use: Purchased raw materials*1, energy use, water intake volume, amount of waste material emitted, amount of GHGs emitted indirectly in supply chains (Scope 3) ・Items included in returns to natural and social capital Amount of contributions to reducing use of natural capital through Products to Enhance Sustainability, amount of contribution from environmental conservation activities, environment-related donations, mega-solar power generation output *1 The Group is reflecting the actual GHG emissions of its raw material suppliers with regard to four principal resins (PP, PE, PVC and PVA). Scope of Calculation / Listing by category of calculation: Estimated calculations were conducted using the following assumed conditions: ・Raw materials: Purchased raw materials covered; estimates incorporated into calculations Concerning housing, the calculation includes the constituent raw materials for one structure multiplied by the number of structures manufactured ・Manufacturing / Emissions of harmful chemical substances: <Japan> emissions of 1 metric ton per year or more of substances covered under PRTR are included in the calculation. <Overseas> Not included ・Manufacturing / Land maintenance: Domestic sites and research facilities were incorporated into the calculation using the area of the premises, generally considered in terms of the land used for buildings*2. The areas of the premises of overseas plants were estimated. The effects of land use are included in the calculation based on the 30-year period after the purchase of the land *2 Concerning land use, improvements to land quality in the "JBIB Land Use Score Card" system promoted in Japan were deemed as reductions of the impact of land use, weighted accordingly, and included in the calculation. Other: Capital goods in supply chains, other fuel- and energy-related activities, transport and shipping, waste, business trips, commuting by employees, leased assets (downstream), processing/use/disposal of sold products ・Business trips and commuting by employees: Covers consolidated numbers of employees and includes some estimation ・Use of sold products: Covers housing sold during the relevant fiscal year, and included in the calculation with assumed energy use for 60 years into the future. We are also calculating the effect of reduction in energy used in residences built to net-zero energy house (ZEH) specifications. ・Processing of sold products: Energy use by customers while processing our products anticipated to consume large amounts of energy was estimated and included in the calculation ・Disposal of sold products: Major raw materials for the relevant fiscal year were covered and included in the calculation based on the assumption that they would be made into products and disposed of during that fiscal year

Indicator	Calculation Method
SEKISUI Environment Sustainability Index	・Contribution from products: (1) The differences in contribution to the environment between the relevant products and previous technologies were evaluated qualitatively for each criterion, based on the contribution to the natural and social environments for each life cycle (the five stages of procurement of raw materials, manufacturing, distribution, use/maintenance, disposal/recycling) in terms of CO_2 reductions and energy savings, reductions in waste materials, resource savings, water-savings and the water cycle, preventing pollution, direct preservation of biodiversity, QOL improvements, and other factors. For factors for which a significant difference was estimated, data per product unit was investigated. (2) Based on the results*3 of these investigations, a coefficient for calculating the impact on the environment for each series of data was multiplied by the data, yielding a calculation of the degree of contribution to the environment of each product unit (3) The sales amount for products in each fiscal year was multiplied by the results found in (2) to calculate the degree of contribution to the environment for each product, and the results were included in the calculation. Trial calculation was performed on the effects of products equivalent to around 53.2% of sales of Products to Enhance Sustainability *3 Based on individual standards of the divisional companies ・Direct contribution / Contribution from activities reducing environmental impacts: The effects on the environment relating to production for the relevant fiscal year were compared to [the effects on the environment relating to manufacturing in FY2016 ×(revenue in that fiscal year / revenue in FY2016)], and the difference was included in the calculation. There was a proportional relationship between revenue and the effects on the environment relating to manufacturing, based on the idea that the difference was the result of efforts undertaken in the Group's activities ・Direct contribution / Conservation of the natural environment: The Group keeps track of the number of participants and the amount of time spent on each activity. In the case of planting cedar trees, a fixed coefficient of CO_2 (1.1 t-CO_2 / person-hour) was multiplied by the number of people and the amount of time spent and incorporated into the calculation. Regarding activities in cooperation with local communities which were promoted in Japan, because improving the sustainability of activities through local cooperation and making them conduct the activities on their own (autonomous) were made targets, the Group's ability to work toward this target was weighted against the growth axis and included in the calculation ・Direct contributions / Donations: The amount willing to pay for conservation was deemed equal to the amount of money calculated for damage caused and included in the calculation ・Direct contribution / Mega-solar: Amount of electricity generated included in the calculation as generated energy converted to a CO_2 basis

Scope of Tabulation for Environmental Performance Data

Note: As far as the scope of environmental performance data aggregation is concerned, SEKISUI CHEMICAL's main business sites (including all production sites) on a consolidated basis are subject to environmental reporting.

Japan

Housing Company

Research Facilities — **1 business site in total**

SEKISUI CHEMICAL CO., LTD. Tsukuba R&D Site

Production sites — **10 business sites in total**

Hokkaido Sekisui Heim Industry Co., Ltd. / Tohoku Sekisui Heim Industry Co., Ltd. / Sekisui Heim Industry Co., Ltd. / Chushikoku Sekisui Heim Industry Co., Ltd. / Kyushu Sekisui Heim Industry Co., Ltd. / Sekisui Board Co., Ltd., etc.

Offices — **717 business sites in total**

Sekisui Heim sales companies
Construction and service companies, etc.

Urban Infrastructure & Environmental Products Company

Research Facilities — **2 business sites in total**

SEKISUI CHEMICAL CO., LTD. Kyoto Research & Development Laboratories
Sekisui SoflanWiz Co., Ltd. R&D Division

Production sites — **17 business sites in total**

SEKISUI CHEMICAL CO., LTD. Shiga-Ritto Plant and Gunma Plant / Higashinihon Sekisui Industry Co., Ltd. / Nishinihon Sekisui Industry Co., Ltd. / Chiba Sekisui Industry Co., Ltd. / Sekisui Chemical Hokkaido Co., Ltd. / Toto Sekisui Co., Ltd. / SHIKOKU SEKISUI CO., LTD. / Nara Sekisui Co., Ltd. / Yamanashi Sekisui Co., Ltd. / TOKUYAMA SEKISUI CO.,LTD. / Sekisui SoflanWiz Co., Ltd., etc.

Offices — **112 business sites in total**

SEKISUI CHEMICAL CO., LTD. Tohoku Sales Headquarters, Higashinihon Sales Headquarters, Chubu Sales Headquarters, Nishinihon Sales Headquarters, Kyushu Sales Headquarters, etc.

High Performance Plastics Company

Research Facilities — **1 business site in total**

SEKISUI CHEMICAL CO., LTD. Minase Site

Production sites — **15 business sites in total**

SEKISUI CHEMICAL CO., LTD. Musashi Plant, Shiga-Minakuchi Plant and Taga Plant / Sekisui Techno Molding Co., Ltd. / Sekisui Nano Coat Technology Co., Ltd. / Sekisui Fuller Company, Ltd. / Sekisui Polymatech Co., Ltd. / Sekisui Seikei Ltd., etc.

Offices — **16 business sites in total**

Sekisui Material Solutions Co., Ltd., etc.

Headquarters

Research Facilities — **1 business site in total**

SEKISUI CHEMICAL CO., LTD. Advanced Technology Institute, R&D Center

Production sites — **2 business sites in total**

Sekisui LB Tec Co., Ltd. Chubu Plant, Research and Laboratory of Plastics Technology Co., Ltd.

Offices — **13 business sites in total**

SEKISUI CHEMICAL CO., LTD. Osaka Head Office and Tokyo Head Office, etc.

Medical Business

Research Facilities — **1 business site in total**

Sekisui Medical Co., Ltd. Drug Development Solutions Center

Production sites — **4 business sites in total**

Sekisui Medical Co., Ltd. Iwate Plant, Tsukuba Plant, Ami Site, and Tokuyama Plant

Offices — **9 business sites in total**

Sekisui Medical Co., Ltd. Higashinihon sales office, etc.

Overseas

Housing Company

Production sites — **1 business site in total**

Sekisui-SCG Industry Co., Ltd.

Offices — **3 business sites in total**

SCG-Sekisui Sales Co., Ltd.
Sekisui (Dalian) Housing Technology Co., Ltd.
PF-Sekisui JV Co., Ltd.

Urban Infrastructure & Environmental Products Company

Production sites — **6 business sites in total**

Sekisui Eslon B.V.
Sekisui Industrial Piping Co., Ltd.
Sekisui Rib Loc Australia Pty. Ltd.
Sekisui (Wuxi) Plastics Technology Co., Ltd.
Sekisui Specialty Chemicals (Thailand) Co., Ltd.
S and L Specialty Polymers Co., Ltd.

Offices — **10 business sites in total**

Sekisui SPR Americas, LLC., etc.

High Performance Plastics Company

Production sites — **32 business sites in total**

Sekisui S-Lec America, LLC.
Sekisui S-Lec Mexico S.A. de C.V.
Sekisui S-Lec B.V. Film Plant
Sekisui S-Lec B.V. Resin Plant
Sekisui S-Lec (Thailand) Co., Ltd.
Thai Sekisui Foam
Sekisui S-LEC (Suzhou) Co., Ltd.
Sekisui Specialty Chemicals America, LLC. Pasadena Plant
Sekisui Specialty Chemicals America, LLC. Calvert City Plant
Sekisui Specialty Chemicals Europe S.L.
Sekisui Voltek, LLC, Coldwater Plant
Sekisui-Alveo B.V.
Sekisui Alveo BS G.m.b.H.
Sekisui Pilon Pty. Ltd.
Youngbo Chemical Co., Ltd.
Sekisui Youngbo HPP (Wuxi) Co., Ltd.
Sekisui DLJM Molding Private Ltd. Greater Noida Plant
Sekisui DLJM Molding Private Ltd. Tapukara Plant
Sekisui DLJM Molding Private Ltd. Chennai Plant
Sekisui DLJM Molding Private Ltd. Chennai Factory 2
Sekisui DLJM Molding Private Ltd. Gujarat
Sekisui Polymatech (Thailand) Co., Ltd.
PT. Polymatech Indonesia
Sekisui Polymatech (Shanghai) Co., Ltd.
SEKISUI AEROSPACE CORPORATION, Renton
SEKISUI AEROSPACE CORPORATION, Sumner
SEKISUI AEROSPACE CORPORATION, ORANGE CITY
Sekisui KYDEX, LLC. Bloomsburg-North Campus
Sekisui KYDEX, LLC. Bloomsburg-South Campus
Sekisui KYDEX, LLC. Holland Plant
SEKISUI POLYMATECH AMERICA, LLC.
SEKISUI POLYMATECH EUROPE B.V.

Offices — **38 business sites in total**

Sekisui Products, LLC., etc.

Headquarters

Offices — **9 business sites in total**

Sekisui Europe B.V., etc.

Medical Business

Production sites — **6 business sites in total**

Sekisui Diagnostics, LLC. San Diego
Sekisui Diagnostics (UK) Ltd.
Sekisui Diagnostics P.E.I. Inc.
Sekisui Medical Technology (China) Ltd.
Sekisui Medical Technology (Suzhou) Ltd.
Veredus Laboratories Pty. Ltd.

Offices — **33 business sites in total**

Sekisui Diagnostics, LLC., etc.

* Research facilities refer to sites with research functions
* Offices refer to sales and construction companies other than production sites and research facilities

Environmental Accounting

We are working to reduce the environmental impact of our business activities while identifying the effects of costs incurred and investments undertaken.

SEKISUI CHEMICAL Group Refers to Public Guidelines and Adds Its Own

SEKISUI CHEMICAL Group employs environmental accounting to promote efficient environmental initiatives as a part of its ESG management endeavors and to fulfill its corporate accountability. In adopting environmental accounting, our goals are to reduce the Group's environmental impact and to identify the costs incurred and investments undertaken to contribute to the environment.
From a management strategy perspective, we position environment-related investments and expenses as capital costs. Environmental accounting helps to highlight the fact that managing capital costs and improving productivity will improve ROIC.

Performance Data

Summation period	April 1, 2025 to March 31, 2026
Scope of summation	Production sites, research facilities, housing sales company sites, and Corporate Headquarters departments in Japan.
Calculation method	Based on the Ministry of the Environment's Environmental Accounting Guidelines 2005 Edition
Approach toward summation	· Depreciation and amortization are excluded from environmental conservation costs because they overlap with investment costs. · Investment amounts are based on budget approvals during the summation period. · Expenditures and investments that contain other than environmental conservation activities are distributed pro-rata in 10% increments. · The environmental conservation effects of physical quantity are shown in environmental performance data disclosed in each chapter.

Environmental Conservation Costs

(Unit: Millions of yen)

Item		FY2021		FY2022		FY2023		FY2024		FY2025	
Classification	Description of main activities	Costs	Investment amounts	Costs	Investment amounts	Costs	Investment amounts	Costs	Investment amounts	Costs	Investment amounts
1. Costs within business areas	(1) Pollution prevention costs	1,058	202	1,118	226	856	227	853	308	**897**	**1,213**
	(2) Countermeasures against global warming	120	921	138	528	176	729	158	1,128	**119**	**740**
	(3) Resource recycling costs	6,668	246	5,095	394	4,931	339	3,607	197	**3,735**	**111**
2. Upstream/ downstream costs	Cost increases due to recycling of products such as those manufactured and sold, greener purchasing, etc.	109	28	161	0	145	0	134	36	**106**	**4**
3. Administrative costs	Environmental education, EMS certification, running costs for green action organization, information disclosure, etc.	2,206	1	1,624	2	1,588	2	1,683	5	**1,760**	**5**
4. Research & development costs	Research and development on environmental conservation	15,009	813	16,128	760	6,528	8	6,505	16	**6,647**	**107**
5. Social activities costs	Social contributions, etc.	78	0	128	0	152	0	129	92	**73**	**14**
6. Environmental damage costs	Nature restoration, etc.	57	5	63	8	44	0	0	1	**18**	**48**
Total		25,306	2,216	24,455	1,918	14,420	1,306	13,070	1,782	**13,355**	**2,241**

Substantive Economic Effects of Environmental Conservation Measures

(Unit: Millions of yen)

Description of effects		FY2021	FY2022	FY2023	FY2024	FY2025	Remarks
Revenue	(1) Profit on sales of valuable waste resources	139	116	127	138	**157**	Profit on sales of valuable waste resources from promotion of waste segregation and recycling
	(2) Revenues from sale of electricity	334	348	338	314	**304**	Revenues from sale of electricity generated by mega-solar facilities
Cost savings	(3) Cost savings through energy-saving activities	256	420	591	596	**705**	Including savings through utilization of co-generation
	(4) Cost savings through waste-reduction activities, etc.	463	522	284	261	**327**	Reductions through optimization, reuse, and zero emissions activities
Total		1,191	1,407	1,340	1,309	**1,492**	

Material Balance

Performance Data

SEKISUI CHEMICAL Group releases information on the resources and energy used in its business activities (input) and on the substances that have an environmental impact generated by those activities (output).

Material Balance (Japan and Overseas Total)

FY2025 Result

Main raw materials (total amount used)
- Metals*1 ..... 99 kt
- Timber, wooden building materials*1 ..... 39 kt
- Cement for exterior walls, etc.*1 ..... 67 kt
- Concrete for foundations*1 ..... 332 kt
- PVC*1 ..... 168 kt
- Polyethylene*1 ..... 57 kt
- Polypropylene*1 ..... 19 kt
- Kraft paper, paper materials*1 ..... 30 kt
- PRTR-designated substances*2 ..... 89 kt
- Other resins/chemicals*1 ..... 375 kt
- Other inorganic/composite materials*1 ..... 39 kt

Energy*3 ..... 9,592 TJ
- Purchased electricity ..... 684,503 MWh
- Heavy oil A ..... 1,385 kL
- City Gas ..... 65,094 thousand m^3

Water intake volume*4 ..... 21,677 kt

INPUT → **SEKISUI CHEMICAL Group** → OUTPUT

Into the atmosphere
- CO_2 from energy consumption*3 ..... 462 kt-CO_2e
- NO_x*5 ..... 82 t
- SO_x*5 ..... 2.6 t
- Soot and dust*5 ..... 8.9 t
- PRTR-designated substances*2 ..... 101 t

Into water bodies
- Wastewater*4 ..... 18,949 kt
- COD*5 ..... 44 t
- PRTR-designated substances*2 ..... 0 t

Waste*4
- Total amount of generated waste*4 ..... 68 kt

Production volume*6 ..... 1,126 kt

*1 The aggregation scope includes the company-wide shared procurement system and the managed procurement systems for the major businesses of each company, excluding the Medical Business.
*2 Production sites and research facilities in Japan
*3 Production sites, research facilities, and offices both inside Japan and overseas
*4 Production sites, research facilities
*5 Production and research facilities in Japan that are required to conduct regular measurement under laws, ordinances, and agreements
*6 Production sites

Setting Self-management Targets

The Group's domestic business sites set and comply with voluntary management values that are stricter than legal regulations for environmental impact emissions into the atmosphere and water at each business site. We aim to prevent environmental accidents before they occur by conducting internal environmental audits to uncover latent environmental risks.
In addition, we are developing comprehensive activities by sharing information on new legal and regulatory trends as well as incidents at other companies within the Group.
In FY2025, there were no major violations of environmental laws and regulations related to such issues as the treatment of waste, water discharge, air emissions, and soil pollution. There were also no reports on incidences of administrative guidance.

Climate Change

Strategy (Stance, Approach, Risks and Opportunities)

Reducing Emissions throughout the Supply Chain

In line with the targets agreed at the 21st Conference of the United Nations Framework Convention on Climate Change (COP 21), SEKISUI CHEMICAL Group has formulated a Medium-term greenhouse gas (GHG) emission reduction plan.
In order to achieve the ambitious targets of the Paris Agreement, which are based on Science Based Targets (SBTs), we identify and disclose the risks and opportunities that climate change has on business continuity based on scientific evidence. This is reflected in business planning and targets for reducing GHG emissions.
We are working to reduce GHG emissions at every stage, from the procurement of raw materials through development to manufacturing, transportation, and use. We ascertain and disclose details of GHG emissions not only at our own business sites, but also throughout the entire supply chain, including suppliers of raw materials and the use of products sold.

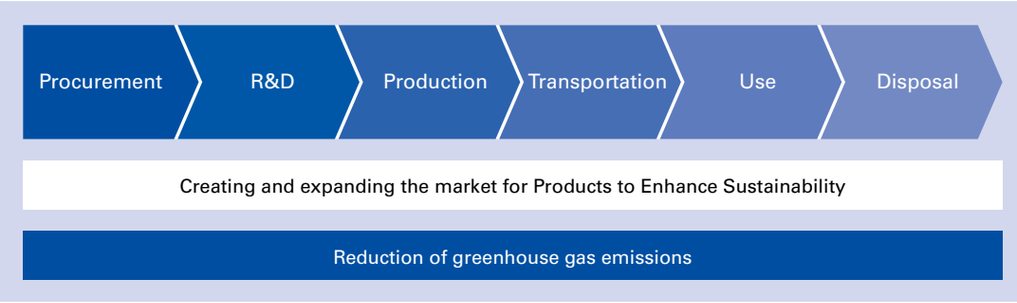

WEB **Climate Change Mitigation and Adaptation Policy**
https://www.sekisuichemical.com/sustainability_report/basic_policies/#anc-P02

Risks and Opportunities Posed by Climate Change to Our Businesses

SEKISUI CHEMICAL Group assesses the impact that climate change issues have on companies as well as the scale of impact that companies have on climate change, determines the importance of risks, and sets priorities to be addressed. As far as the risks and opportunities associated with climate change issues are concerned, we assess the scale of economic impact on companies with respect to transition and physical risks. For risks and opportunities related to specific climate change issues, the scale, scope of impact, and other items are identified through scenario analyses based on the TCFD Guide.
We examine measures to mitigate the risks uncovered. With regard to opportunities, we are also considering the creation of new businesses through the development of products and services. Important risks along with possible countermeasures and strategies are reported to the Board of Directors through the Sustainability Committee. Important strategies are determined by the Board of Directors.
We believe that this kind of management will allow us to sustain our business into the future and remain a company that society demands to survive.
When considering the risks and opportunities of climate change associated with our business, we assess the impact of climate change mitigation and adaptation on transition and physical risks. The following are certain examples.

Housing Business

For example, the mandate for low-carbon products is one of the policy regulation risks that constitute a transition risk. Currently, our Group's pioneering efforts in net-zero energy houses (hereinafter "ZEH") are leading to differentiation; however, if the entire market accelerates toward low-carbonization due to the mandatory adoption of ZEH, there is a risk that our market share will decline. Notwithstanding the aforementioned, we believe that even if our market share declines, the market itself will expand, leading to opportunities for sales growth. Similarly, in the Housing Business, and from an acute physical risk perspective, the need for products that address infrastructure resilience and water risks will increase. Therefore, we believe that opportunities will emerge as demands on the resilient Town and Community Development Business increase.

● The plastic molding and processing business

In the Innovative Mobility, Advanced Lifeline, and other Plastic Molding and Processing Business fields, we believe that transition risks of a market nature will have a significant impact. Changes in consumption behavior may induce opportunity losses due to the inability to recycle resources and use decarbonized incentives. On the other hand, we believe that visualizing resource recycling and decarbonization value will provide us with the opportunity to acquire incentives and expand sales. We analyze and grasp these risks and opportunities through scenario analysis in social scenarios and disclose them through our TCFD/TNFD report.

Addressing Climate Change

SEKISUI CHEMICAL Group believes that it is important to earnestly confront all climate change risks and make every effort to keep the temperature rise to less than 1.5°C.
Based on SEKISUI Environment Sustainability Vision 2050 formulated in 2019, we will contribute to the resolution of environmental issues by reducing the environmental impact of our business activities.
Our goal is to eliminate GHG emissions from our own business activities by 2050, with an interim target of a 50% reduction from 2019 levels by 2030. In addition to promoting the installation of solar power generation facilities for on-site consumption, we are increasing the Group's renewable energy utilization ratio for the electricity purchased from outside sources. In this regard, we are targeting the goal of 100% by 2030. As a part of efforts to steadily reduce GHG emissions, we will take steps to consider and pursue fuel conversion and manufacturing innovation that will help secure reductions in GHGs derived from fuel sources (Scope 1), which are extremely difficult, while further promoting the conversion of electric power to renewable energy.

Risk Management

As far as risk management is concerned, we have established an ERM system that in addition to identifying Group-wide major risks, shares and manages these risks within the Group. Among environmental issues, risks related to climate change issues are also assessed in an integrated manner, together with other risks that are expected to have a significant impact on management. Risks that affect the Group as a whole and each organization, including such environmental issues as climate change, resource recycling, water resources, and biodiversity, are shared and deliberated at Board of Directors, Sustainability Committee, in-house management meetings, and subcommittee meetings.

Governance

Promotion System for Climate Change Issues

As far as external environmental issues that may pose certain management risks in connection with, for example, efforts to mitigate and address climate change are concerned, steps are taken to ascertain the magnitude of each risk and to consider as well as implement appropriate countermeasures under the supervision of the Board of Directors.
In similar fashion to other environmental issues, our supervisory and executive systems for reducing the Group's impact on climate change issues and expanding its contribution to the resolution of issues are based on our Environmental Management Promotion System.
The Board of Directors has made the following final decisions on climate change issues.

- Policies and strategies to mitigate the impact of environmental issues, including climate change, and to expand contributions to solving them.
- The organization's plan to achieve a sustainable society, including the transition to a low-carbon economy (transition plan).
- Assessment of the impact of environmental issues, including climate change, on management, and policies for addressing those issues.

Turning to major matters discussed and determined by the Board of Directors, the Sustainability Committee deliberates on policies and strategies in advance, based on conditions surrounding the Group as a whole regarding such environmental issues as climate change that have been discussed and summarized by the Environmental Subcommittee. In addition, based on the policies, strategies, and transition plans finalized by the Board of Directors, the Environmental Subcommittee discusses specific measures and goal setting while managing progress.

P.035 Environmental Management Promotion System

Indicators and Targets

GHG

Aim: Decarbonization / zero GHG emissions

● Indicator 1. GHG emission reduction rate (Scope 1 + 2)*

Current Medium-term Targets (final fiscal year: FY2025): -36% (compared with FY2019)
FY2025 Results: -45.2% (compared with FY2019)
2030 Target -50% (compared with FY2019)
2050 Target -100% (compared with FY2019)

* Scope 2 is aggregated using market-based method.

● Indicator 2. Renewable energy ratio of purchased electricity (including solar power generation for in-house use)

Current Medium-term Targets (final fiscal year: FY2025): 70%
FY2025 Results: 72.4%
2030 Target: 100%
2050 Target: 100% (total power consumption including co-generation)

Reducing Energy Usage Volume

Aim: Improve energy efficiency and reduce energy expenses during production

● Indicator: Reduction rate of energy consumption per unit of production

Current Medium-term Targets (final fiscal year: FY2025): -3% (compared with FY2022)
FY2025 Results: +3.4% (compared with FY2022)
2030 Target: —
2050 Target: —

Major Initiatives

Addressing the Rising Costs Associated with Climate Change Strategies

SEKISUI CHEMICAL Group is working to significantly improve energy efficiency in its production processes in order to reduce the Group's environmental impact. By transforming and improving production processes and continuously upgrading equipment, we are taking steps to visualize energy use and to reduce consumption.
Since FY2020, we have been promoting the conversion of purchased power to renewable energy on a global basis. We are working to reduce electricity costs from a Long-term perspective by introducing solar power generation facilities at our production sites through capital investment and consuming the power generated in-house.
Since FY2023, we have also worked to innovate our production processes and consider ways to reduce fuel-derived greenhouse gases.

Product Development and Strategies Aimed at Solving Environmental Issues and Meeting the Changing Needs of the Market

SEKISUI CHEMICAL Group develops products that contribute to the resolution of issues related to the natural and social environments, and continues to disclose and disseminate details of specific results. Through these efforts, we are managing risks that arise from changes in market needs against the backdrop of such global issues as climate change. At the same time, we believe that this will enable us to seize opportunities attributable to increased demand.
In particular, by quantifying as much as possible the size (degree of contribution) of each product's contribution to the resolution of issues, we believe that we can magnify the impact we create, which in turn will lead to opportunities to create markets that help solve global issues and further heighten the awareness of consumers.
In FY2020, we established the MINASE Innovation Center (MIC) as an organization to promote open innovation with stakeholders. By strengthening partnerships with stakeholders and promoting the integration of people and information, we aim to advance the resolution of social issues and foster innovation.
Through MIC, we are actively engaging in technology exchanges with startup companies that possess low-carbon technologies as well as materials and other technologies that contribute to resource conversion, and are promoting initiatives to accelerate the resolution of social issues.

Addressing the Deterioration in Operating and Working Conditions

If climate change worsens and the minimum and maximum temperatures become increasingly severe, people engaged in manufacturing and construction may not be able to work. SEKISUI CHEMICAL Group believes that it is also possible to minimize the impact of climate change by proposing construction and engineering plans that take into consideration the seasonality of each region.
Each divisional company and subsidiary company has formulated a BCP tailored to its own circumstances as a means of mitigating the risk of a loss in operations and employment opportunities caused by natural disasters or other events.

Certification under the SBT* Initiative

SEKISUI CHEMICAL Group was the first company in the chemical sector to acquire SBT certification in 2018. The Group set a target of reducing GHG emissions by 26% by 2030 compared with the levels recorded in FY2013. In order to achieve this goal, we have promoted energy consumption innovation, including the replacement of aging facilities, and such energy procurement innovation initiatives as the conversion of purchased electricity to renewable energy and the installation of solar power generation facilities for on-site consumption.

Following the early achievement of this target, we have decided to pioneer more challenging initiatives, including the electrification of fuel-using equipment, the transition to low-carbon fuels, and the reduction of fuel-derived GHG emissions through "production process innovation." We have revised our strategy to increase our GHG emission reduction rate for 2030. With this strategy in place, we updated our SBT certification to the 1.5°C target and obtained certification in March 2023. In FY2025, the renewable energy ratio of purchased electricity across the entire Group rose to 72.4%, and the GHG emission reduction rate was 45.2% compared to FY2019.

Roadmap for Reducing GHG Emissions

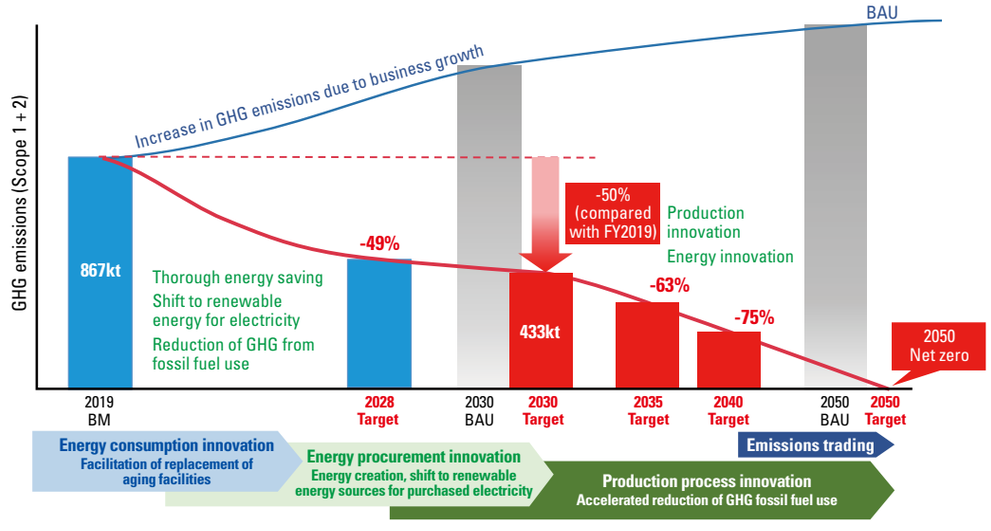

	Targets	Means of Achieving Targets
Scope 1+2	Base year: 2019 Target year: 2030 Reduction rate: 50% (1.5°C target)	Adopt renewable energy for conventional purchased electricity, and also pursue in advance the shift to low-carbon fuels, electrification, and manufacturing innovation to reduce fuel-derived GHGs
Scope 3	Base year: 2019 Target year: 2030 Reduction rate: 30%	Add resource recycling measures (conversion to non-fossil raw materials, increased use of recycled materials, and recycling of waste) to promote reductions in categories 1, 5, and 12

<Progress in FY2025>

Scope 1 + 2*: Reduced greenhouse gas emissions by 45.2% compared with FY2019

* Scope 2 is calculated according to a market-based method

Scope 3: Reduced greenhouse gas emissions by 4.6% compared with FY2019

In the future, we will continue to recognize our responsibility as a driving force within the industry and strive to lead and encourage society as a whole to deal with climate change.

* SBT: Science Based Targets. The adoption of the Paris Agreement led to the proposal of such joint initiatives as the United Nations Global Compact. SBT initiatives certify that the GHG reduction targets set by companies are science based targets (SBT) that contribute to Long-term measures aimed at combating climate change.

Promoting the Shift to Renewable Energy for Electric Power

We recognize that climate change is not only a major social issue, but also a major risk factor for the Group. In August 2020, we joined RE100, an international initiative which aims to procure the energy consumed in business activities entirely from renewable energy sources, in order to accelerate efforts that contribute to solving this issue throughout society. In the future, we will promote activities in cooperation with member companies and organizations.
We will promote thoroughgoing energy conservation measures and the shift to renewable energy in a bid to achieve zero GHG emissions from our business activities by 2050 as well as the GHG emissions target certified by the SBT Initiative by 2030.
Moreover, we will shift to renewable energy for all of the electric power we purchase from outside sources by 2030, and ensure that all electric power is derived from renewable energy sources, including co-generation systems, by 2050.

Environmental Management Across the Supply Chain

When we begin or continue to undertake business with our suppliers, we ask them to establish environmental management systems that comply with ISO 14001 and to reduce their environmental impact. In particular, with regard to the issue of climate change, we are taking steps to ascertain the progress made in setting and tackling reduction targets.
Furthermore, we monitor the volume of raw materials used by the Group as well as the impact on the environment. With regard to wood, which is considered to have a significant impact on biodiversity issues, we have formulated procurement guidelines specific to wood in an effort to procure all of our needs from sustainable forests. We will continue to conduct due diligence in order to mitigate the risks identified through supplier surveys.

WEB **Timber procurement policy**
https://www.sekisuichemical.com/sustainability_report/basic_policies/#anc-P08

Addressing Climate Change Challenges

Addressing Scope 3*

The volume of GHG emissions that falls under the Scope 3 category is substantial, from the raw material procurement and product use stages to the disposal stage. In particular, we recognize that the large volume of emissions at the raw material procurement stage is due to the nature of our business as a chemical manufacturer. In response to this situation, we have strengthened our engagement with raw material suppliers and, as part of this effort, have revised our selection criteria for adopting new materials. With regard to the four major resins (PP, PE, PVC, and PVA) that are purchased in large volumes and have high levels of GHG emissions among the raw materials, we are requesting the presentation of their GHG emissions data during raw material manufacture from major manufacturing companies. In this manner, we are working to reduce Scope 3 GHG emissions in the future. While the Group obtains only a portion of the total data from suppliers, by using this data we are able to grasp the volume of GHG emissions over the entire life cycle.
Drawing on the IDEA database, we are studying measures to reduce GHG emissions and promoting reduction activities across the supply chain.
In addition, we have confirmed with suppliers the possibility of providing lower-carbon biomass-derived raw materials and recycled materials, and have begun to consider alternatives.
In specific terms, we will switch to non-fossil sources for resin materials, which account for 50% of purchased products and services (Category 1), and expand the use of recycled materials. This will help reduce GHG emissions from the disposal of products sold (Category 12).
Moreover, we will promote the recycling of waste plastics and work to reduce the amount of waste generated in our operations (Category 5).
Meanwhile, GHG emissions at the product-use stage are largely attributable to the substantial volumes of greenhouse gases emitted as a result of the energy consumed by the houses we sell. Regarding the use of products sold (Category 11), higher sales of ZEH with Sekisui Heim's energy-saving performance and large-capacity photovoltaic/large-capacity storage batteries have contributed significantly to reducing GHG emissions. We will continue to expand sales of ZEH, which will lead to further reductions.

* Scope 3: Other indirect emissions for the portion other than direct emissions at the Company (Scope 1) and indirect emissions to the Company (Scope 2)

Promoting the Use of Renewable Energy

SEKISUI CHEMICAL Group has been promoting the use of renewable energy by installing solar power generation systems at its production sites in Japan and overseas.
Since FY2020, we have also actively promoted the switch to renewable energy sources for electricity purchased. As of the end of March 2025, 65 production and research facilities in Japan and overseas have switched to renewable energy sources for all of their electricity purchased.
Electricity consumption derived from renewable energy sources in FY2025 was 511 GWh, which is equivalent to 72.4% of all electricity purchased (including solar power generation for in-house use) and 64.5% of total electricity consumption, including electricity generated in-house by cogeneration systems.
In FY2025, the following 5 business sites newly installed solar power generation systems for in-house use, bringing the total number of business sites to 31.

Sekisui S-LEC Mexico S.A.

Youngbo Chemical Co., Ltd. Cheongju Plant

Sekisui Medical Co., Ltd. Iwate Plant

SEKISUI POLYMATECH EUROPE B.V.

Nara Sekisui Co., Ltd.

Solar power generation facilities producing electricity for on-site use	
Japan	Tohoku Sekisui Heim Industry Co., Ltd.
	Chushikoku Sekisui Heim Industry Co., Ltd.
	Kyushu Sekisui Heim Industry Co., Ltd.
	Sekisui Heim Industry Co., Ltd. Kanto Site
	Sekisui Heim Industry Co., Ltd. Tokyo Site
	Yamanashi Sekisui Co., Ltd.
	Sekisui Seikei, Ltd. Kanto Plant
	Sekisui Medical Co., Ltd. Tsukuba Plant
	SEKISUI CHEMICAL CO., LTD. Taga Plant
	SEKISUI CHEMICAL CO., LTD. Shiga-Ritto Plant
	SEKISUI CHEMICAL CO., LTD. Gunma Plant
	SEKISUI CHEMICAL CO., LTD. Musashi Plant
	SEKISUI CHEMICAL CO., LTD. Advanced Technology Institute, R&D Center
	Sekisui Techno Molding Co., Ltd. Tochigi Plant
	Sekisui SoflanWiz Co., Ltd. Atsugi Plant
	Sekisui LB Tec Co., Ltd. Chubu Plant
	Sekisui Medical Co., Ltd. Iwate Plant
	Nara Sekisui Co., Ltd.
USA	SEKISUI S-LEC AMERICA, LLC.
Mexico	Sekisui S-LEC Mexico S.A.
Netherlands	SEKISUI S-LEC B.V. Film Plant
	SEKISUI ALVEO B.V.
	SEKISUI POLYMATECH EUROPE B.V.
Thailand	SEKISUI S-LEC (THAILAND) CO., LTD.
	SEKISUI-SCG INDUSTRY CO., LTD.
	SEKISUI POLYMATECH (THAILAND) CO., LTD.
China	Sekisui Medical Technology (China) Ltd.
	Sekisui (Wuxi) Plastics Technology Co., Ltd.
	Sekisui Youngbo Hpp (Wuxi) Co., Ltd.
South Korea	Youngbo Chemical Co., Ltd. Cheongju Plant
Taiwan	Sekisui Industrial Piping Co., Ltd.

Facilities for which 100% of electricity is derived from renewable energy sources					
Japan	SEKISUI CHEMICAL CO., LTD. Gunma Plant	Japan	SEKISUI CHEMICAL CO., LTD. Shiga-Minakuchi Plant	Netherlands	SEKISUI S-LEC B.V. Film Plant
	SEKISUI CHEMICAL CO., LTD. Taga Plant		Sekisui Techno Molding Co., Ltd. Tochigi Plant		SEKISUI S-LEC B.V. Resin Plant
	SEKISUI CHEMICAL CO., LTD. Research and Development Institute		Sekisui Techno Molding Co., Ltd. Mie Plant		SEKISUI ALVEO B.V.
	SEKISUI CHEMICAL CO., LTD. Tsukuba Site		Sekisui Techno Molding Co., Ltd. Aichi Plant		SEKISUI POLYMATECH EUROPE B.V.
	Hokkaido Sekisui Heim Industry Co., Ltd.		Sekisui Fuller Company, Ltd. Hamamatsu Plant		SEKISUI ESLON B.V.
	Tohoku Sekisui Heim Industry Co., Ltd.		Sekisui Nano Coat Technology Co., Ltd. Head Office and Plant	Germany	SEKISUI ALVEO BS GmbH
	Sekisui Heim Industry Co., Ltd. Kanto Site		Sekisui Nano Coat Technology Co., Ltd. Second Factory	Spain	SEKISUI SPECIALTY CHEMICALS EUROPE S.L.
	Sekisui Heim Industry Co., Ltd. Tokyo Site		Sekisui Polymatech Co., Ltd.	UK	SEKISUI DIAGNOSTICS (UK) LIMITED
	Sekisui Heim Industry Co., Ltd. Chubu Site		Sekisui Seikei, Ltd. Chiba Plant	USA	SEKISUI S-LEC AMERICA, LLC.
	Sekisui Heim Industry Co., Ltd. Kinki Site		Sekisui Seikei, Ltd. Kanto Plant		SEKISUI Voltek, LLC (Coldwater)
	Chushikoku Sekisui Heim Industry Co., Ltd.		Sekisui Seikei, Ltd. Hyogo Plant		SEKISUI Diagnostics, LLC (San Diego)
	Kyushu Sekisui Heim Industry Co., Ltd.		Sekisui Seikei, Ltd. Hyogo-Takino Plant	Mexico	SEKISUI S-LEC MEXICO S.A. de C.V.
	Sekisui Board Co., Ltd. Minakuchi Site		Sekisui Seikei, Ltd. Izumo Plant	China	Sekisui S-LEC (Suzhou) Co., Ltd.
	Sekisui Board Co., Ltd. Gunma Site		Research and Laboratory of Plastics Technology Co., Ltd.		Sekisui (Wuxi) Plastics Technology Co., Ltd.
	Yamanashi Sekisui Co., Ltd.		Sekisui Medical Co., Ltd. Ami Site		Sekisui Youngbo Hpp (Wuxi) Co., Ltd.
	Sekisui Medical Co., Ltd. Tsukuba Plant				Sekisui Polymatech (Shanghai) Co., Ltd.
	Sekisui Medical Co., Ltd. Drug Development Solutions Center				Sekisui Medical Technology (China) Ltd.
	Sekisui SoflanWiz Co., Ltd. Iwaki Plant				Sekisui Medical Technology (Suzhou) Ltd.
	Chiba Sekisui Industry Co., Ltd.			Thailand	SEKISUI S-LEC (THAILAND) CO., LTD.
	SEKISUI CHEMICAL CO., LTD. Shiga-Ritto Plant				SEKISUI POLYMATECH (THAILAND) CO., LTD.
	Sekisui Chemical Hokkaido Co., Ltd.				SEKISUI SPECIALTY CHEMICALS (THAILAND) CO., LTD.
	Toto Sekisui Co., Ltd. Head Office and Plant				THAI SEKISUI FOAM CO., LTD.
	Nishinihon Sekisui Industry Co., Ltd. Okayama Plant			Singapore	VEREDUS LABORATORIES PTE. LTD.
	Sekisui SoflanWiz Co., Ltd. Atsugi Plant			Indonesia	PT. SEKISUI POLYMATECH INDONESIA
	Sekisui SoflanWiz Co., Ltd. Akashi Plant			Australia	SEKISUI RIB LOC AUSTRALIA PTY.LTD.

* At production sites and laboratories, external features such as streetlights that are not related to production or research activities are excluded.

Offices for which 100% of electricity is derived from renewable energy sources	
Japan	SEKISUI CHEMICAL CO., LTD. Tokyo Head Office
	SEKISUI CHEMICAL CO., LTD. Osaka Head Office
	Sekisui Heim Chushikoku Co., Ltd.

Environmental Activities at Offices in Line with the Group's Environmental Management System (EMS)

SEKISUI CHEMICAL Group is promoting environmental activities in its offices that are in line with the Group's Environmental Management System (EMS). We are implementing a variety of environmental activities at our offices nationwide, including such energy-saving activities as turning off lights during lunch breaks and reducing paper consumption.

Head Office Building Renewal and New Energy Creation Products

SEKISUI CHEMICAL Group worked with Kanden Realty & Development Co., Ltd. from 2023 to renovate its Osaka Head Office (Dojima Kanden Building), which is over 50 years old, and completed the work on June 30, 2025. This building was the first office building over 30 years old to receive the highest S-rank, "CASBEE Smart Wellness Office Certification."*

* "CASBEE Smart Wellness Office Certification" is a system that evaluates the health, comfort, and intellectual productivity of building users as well as the performance of buildings in terms of their energy-saving environment, safety, and security from multiple perspectives.

In renovating the building, steps were taken to utilize Low-E double glazing, which improves indoor comfort while reducing air conditioning power consumption, thanks to its high thermal insulation and solar radiation shielding properties. We recognize that the renewal and continued use of aging buildings is not a conventional scrap and build approach, but a concept of building use that is critical to a resource-recycling society. Improving the durability of buildings and using them for a long time can save resources and reduce waste, reduce the amount of energy needed to manufacture building materials, and in turn, reduce GHG emissions throughout the life cycle of buildings. In addition, more than 20 of the Group's products that contribute to the safety, durability, and environmental performance of buildings and infrastructure were used in the renewal.

In October 2023, film-type perovskite solar cells, which are currently under development, were installed on the exterior walls of the building. This is the first such case of exterior wall installation in Japan.

The renovated Osaka Head Office

GX Proactive Implementation Declaration

To reduce Scope 3 emissions and accelerate the development and social implementation of GX products, our Group declared the following proactive procurement of GX products (in May 2025). "The SEKISUI CHEMICAL Group aims to achieve 100% electric vehicles and other such vehicles for company cars leased by the Company by FY2030."

Contributing to Carbon Reduction and Decarbonization through Our Businesses

SEKISUI CHEMICAL Group will accelerate efforts to help realize a carbon neutral society in 2050 through its business activities. To this end, we are promoting the creation of Products to Enhance Sustainability and the expansion of related markets through an internal system. As far as the need to address climate change is concerned, we are focusing on products not only from a mitigation, but also an adaptation perspective in a bid to expand markets. Specific examples are listed as follows.

Examples of products that contribute to climate change mitigation

Business Field	Themes	Example Products
Housing	Products and services that use renewable electricity and support energy-efficient lifestyles	・ZEH (net-zero energy house)
Mobility	Lightweight and highly functional products that reduce energy consumption during transportation and shipping	・Interlayer films for automotive laminated glass (S-LEC) that boasts thermal and acoustic insulation functions ・Materials for seat peripherals installed in aircraft, trains, etc. (SEKISUI KYDEX products)
Electronics	Materials essential for energy-efficient products, products that contribute to improving the durability and performance of related components, which are becoming increasingly important with the development of 5G connectivity, etc.	・Heat release materials that help mitigate issues caused by overheating circuit boards (Sekisui Polymatech Co., Ltd. product) ・Materials used in energy-efficient equipment (Micropearl, functional tape)
Infrastructure	Products that enable the reduction of GHG emissions throughout their life cycles by swapping out conventional raw materials, production, and molding methods that extend their useful lives, etc.	・Plastic piping in factories through which chemicals and other materials flow. Compared to mainstream metal piping, plastic piping reduces GHG emissions over its life cycle.

Examples of products that contribute to climate change adaptation

Business Field	Themes	Example Products
Building and Civil Engineering	Products that contribute to the management of disasters that are increasing and becoming more severe due to the progress of climate change	・Products that enable temporary storage of rainwater in the event of torrential rain

Initiatives undertaken in collaboration with other companies

The Group is accelerating the social implementation of carbon recycling (CCU/CCUS: Carbon Capture, Utilization and Storage) with our proprietary chemical looping reaction technology, which converts CO_2 into carbon monoxide (CO) with high efficiency, at its core.

In April 2023, it entered into a partnership with TOKAI CARBON CO., LTD. to commercialize CCUS. The two companies are jointly studying technology to manufacture carbon materials derived from CO_2, aiming to reduce dependence on fossil resources and decarbonize the production of carbon products.
In June of the same year, in its carbon recycling project with ArcelorMittal, S.A., it achieved a 90% CO_2 conversion rate and a 75% hydrogen conversion rate ahead of schedule, which are the targets for the New Energy and Industrial Technology Development Organization (NEDO) project. It demonstrated technology to recover and reuse CO_2 from blast furnace gas.
In October, it concluded a basic agreement with Cosmo Energy Holdings Co., Ltd. and began jointly studying the production of sustainable products using CO_2 generated at refineries and other facilities.
Then, in August 2025, it announced a strategic alliance with Velocys Inc. By combining the two companies' technologies to develop technology for manufacturing CO_2-derived synthetic fuel, or electro-sustainable aviation fuel (e-SAF), it will help decarbonize the aviation sector.
Through these efforts, SEKISUI CHEMICAL will promote the effective use of CO_2 across a range of industries, including steel, oil, chemicals, and aviation, and contribute to realizing a sustainable society.

● Progress on commitments

Expanding the Adoption Rate of ZEH

We are committed to increasing the percentage of homes sold that use ZEH in order to reduce the use of fossil-based energy by our customers in the Sekisui Heim homes. In FY2025, the ratio of ZEHs among newly built detached houses (based on figures compiled using the ZEH builder reporting method) was 95%.
The cumulative number of houses equipped with storage batteries (energy self-sufficient houses), which we are proposing along with houses with ZEH specifications, is also increasing, and the storage battery installation rate for new detached homes has grown to 85%*.

* Based on Company data, the percentage of storage batteries (including VtoH) used on a shipping basis from April 2025 to March 2026. Figures are rounded to the nearest whole number.

Activities in Related Initiatives

● Toward climate change mitigation

The Group is advancing initiatives in collaboration with other companies and organizations in an effort to achieve its Long-term goals and ultimately to contribute to the resolution of climate change issues. Through these initiatives, we believe we can expand our contribution to problem solving while also enabling the early achievement of milestones.
The Group aims to achieve the goals set out in the Paris Agreement, namely the 1.5°C target, and to ensure carbon neutrality. We participate in and register with various initiatives, forums, and other organizations after confirming that their founding intentions, direction of initiatives, goals, etc. are consistent with the will and direction of the Group. Our continued participation is determined on an annual basis to ensure that there are no discrepancies in the direction in which we are heading. In the event that the direction differs, steps will be taken to withdraw from the initiative, forum, or other organization.

The Japan Climate Initiative (JCI)

Significance / Objectives ····Joining the front line from Japan in the global push toward decarbonization in order to mitigate climate change.
Activities ····· In order to drive social change and steer toward decarbonization, steps are being taken under the JCI to promote the dissemination of information and exchange of views from companies, local governments, and NGOs that are actively engaged in climate-change measures, and to advance the declaration of goals and activities aimed at achieving objectives with a focus on the acceleration of corporate collaboration activities.
Our role ····· We share the latest information on our efforts and use that information to consider measures.

RE100

Significance / Objectives ····Aim for companies to obtain 100% of the electricity used by their own operations from renewable energy sources.
Activities ····· Motivated companies that have made the declaration work together to promote communication and activities that have an impact on society.
Our role ····· By declaring our commitment to shift to renewable energy, we are contributing to the widespread use of renewable energy in society.

JAPAN CLIMATE LEADERS' PARTNERSHIP (JCLP)

Significance / Objectives ····Aim to realize a rapid transition to a decarbonized society and achieve the 1.5°C target to avert a climate crisis.
Activities ····· Lead Japan through six pillars of activity to realize a decarbonized society. Policy engagement, decarbonization across the entire value chain, providing solutions to society, forming appropriate public opinion, collaboration with stakeholders, international network activities (information sharing, recommendations to the international community, etc.)
Our role ····· Decarbonize the Company and society by making a decarbonization declaration, transitioning to a decarbonized business model, and pursuing corporate collaboration to promote internal decarbonization mainly within supply chains.

GX Future League (formerly the GX League)

Significance / Objectives ····Aim to accelerate corporate collaboration in an effort to address the challenges associated with the transition to carbon neutrality in Japan.

Activities·····Participating companies that have endorsed the objectives of the GX Future League are working together and are preparing to promote initiatives to solve various issues.

Our role ·····We will consider participating in and promoting initiatives to resolve various issues in the future.
To expand GX products and accelerate their social implementation, we participated in a working group to create a framework for the "GX Proactive Implementation Declaration," in which companies declare their future procurement targets. In accordance with the established declaration framework, our Group made its declaration in May 2025.

Shiga Hydrogen Hub Formation Consortium

Significance / Objectives ····Shiga is one of Japan's leading inland manufacturing prefectures, and using hydrogen energy is seen as one way to decarbonize heat use. The consortium examines measures to connect demand within the prefecture, with an eye to coordinating with the more advanced hydrogen projects in coastal areas, and as a first step explores the feasibility of forming a supply hub in the Maibara area.

Activities·····(1) Gathering information and exchanging views on building a hydrogen supply chain
(2) Exploring coordination with surrounding areas on building a supply chain for hydrogen and other energy
(3) Identifying the issues and prospects for putting hydrogen and other energy to use in the prefecture
(4) Other matters necessary to achieve the consortium's objectives

Our role ·····We joined this consortium as a user that operates several production sites in Shiga Prefecture. Going forward, we will gather knowledge through the consortium on how to put hydrogen to use.

Performance Data

Note 1: GHG emissions quantification is subject to uncertainty when measuring activity data, determining emission factors, and considering scientific uncertainty inherent in the Global Warming Potentials.
Note 2: In line with a change in the control of certain businesses in the UIEP and HPP companies implemented from October 2022, the data for FY2022 of both companies is collated as if the change in control had been initiated from the beginning of FY2022.
Note 3: Scope 2 emissions are calculated based on the market-based method unless otherwise specified.

Scope 1+2 (By Divisional Company)

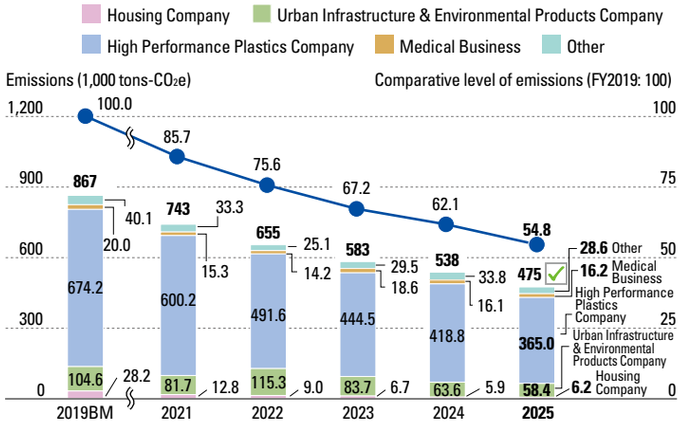

Greenhouse Gas (GHG) Emissions during Manufacturing /Japan (Boundary of Aggregation: Production Sites in Japan)

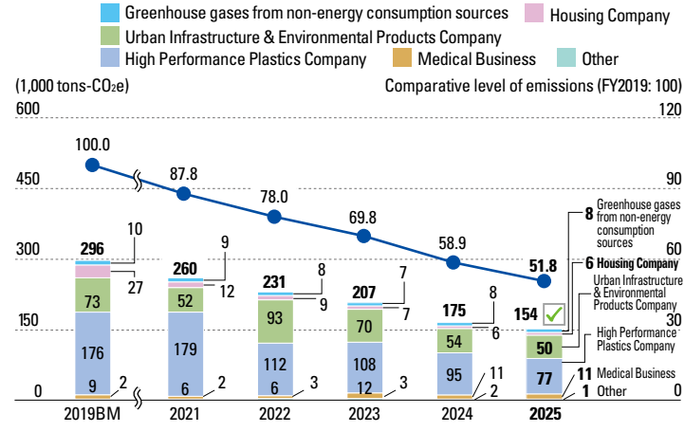

Greenhouse Gas (GHG) Emissions during Manufacturing /Overseas (Boundary of Aggregation: Overseas Production Sites)

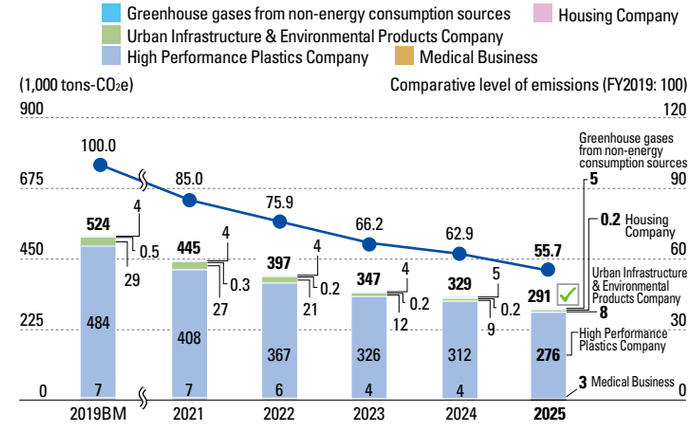

Scope 1+2 (Japan and Overseas)

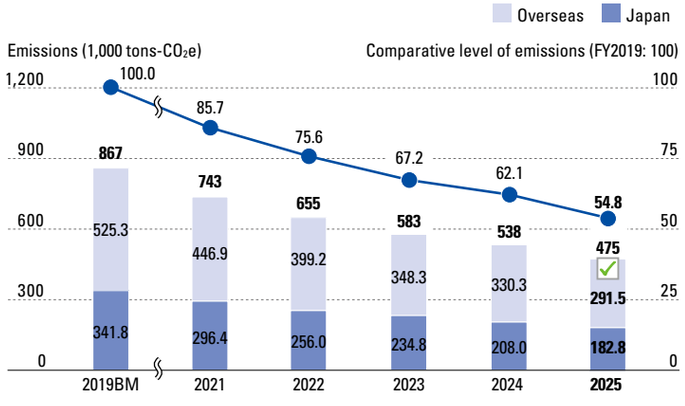

Energy Use and per Unit of Production* (Index) during Manufacturing / Japan (Boundary of Aggregation: Production Sites in Japan)

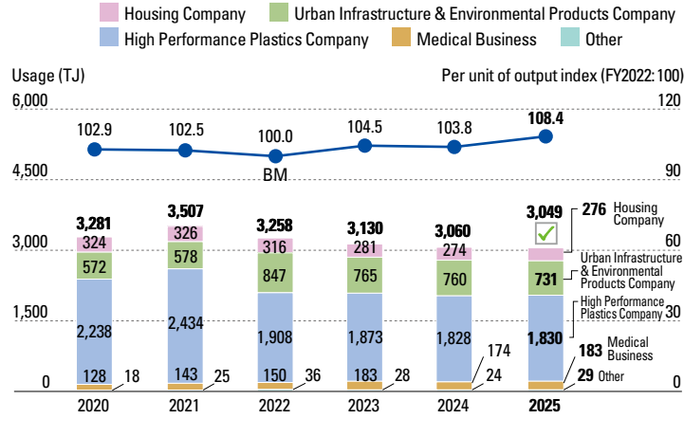

* Energy consumption per unit of production weight
* The boundary of aggregation for energy consumption and intensity (index) during production excludes institutes and offices.

Energy Use and per Unit of Production* (Index) during Manufacturing / Overseas (Boundary of Aggregation: Overseas Production Sites)

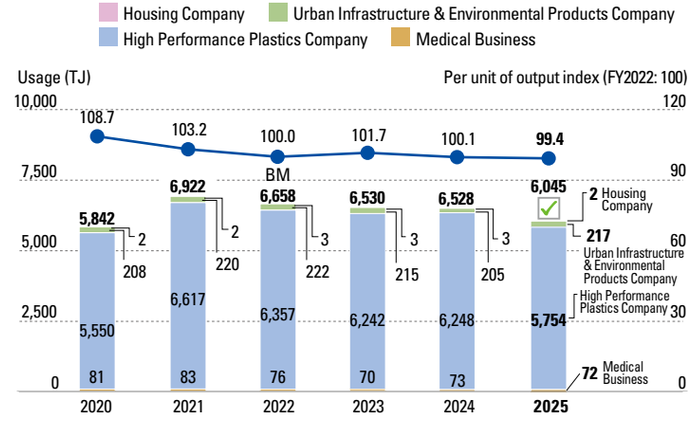

* Energy consumption per unit of production weight
* The boundary of aggregation for energy consumption and intensity (index) during production excludes offices.

Breakdown of Greenhouse Gas (GHG) Emissions during Manufacturing / Japan (Boundary of Aggregation: Production Sites in Japan)

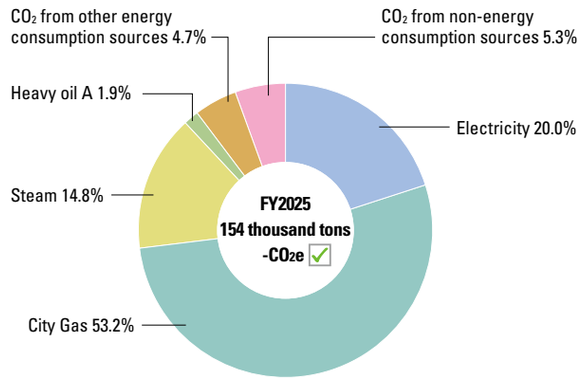

Breakdown of Greenhouse Gas (GHG) Emissions during Manufacturing / Overseas (Boundary of Aggregation: Overseas Production Sites)

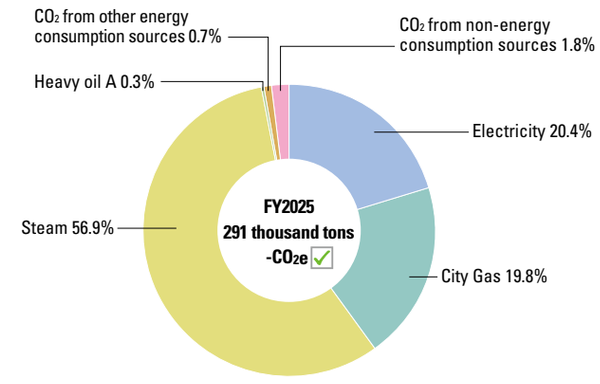

Electricity Consumption in Japan and Overseas

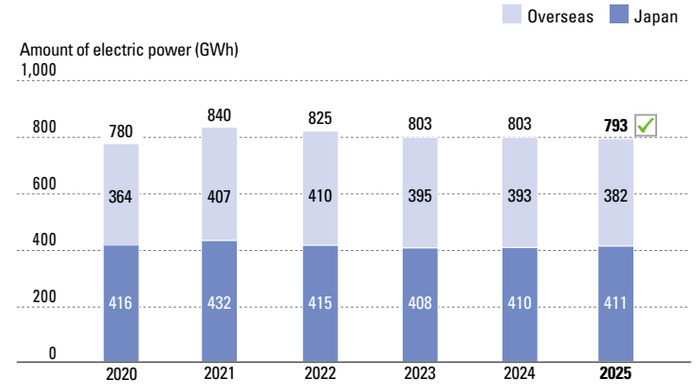

Breakdown of Energy Use during Manufacturing / Japan (Boundary of Aggregation: Production Sites in Japan)

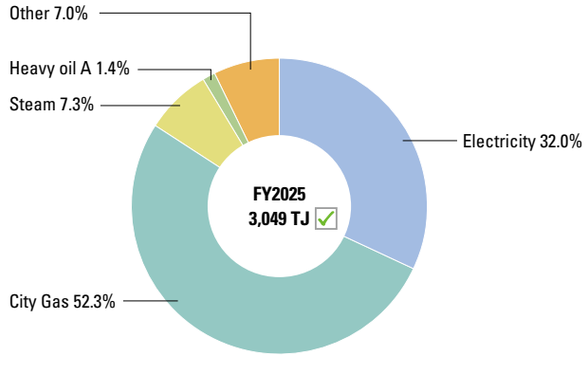

Breakdown of Energy Use during Manufacturing /Overseas (Boundary of Aggregation: Overseas Production Sites)

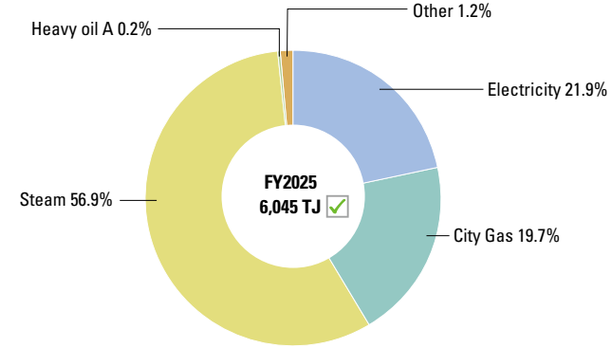

Ratio of Renewable Energy to Total Energy Consumption / Electricity, Biomass Boilers

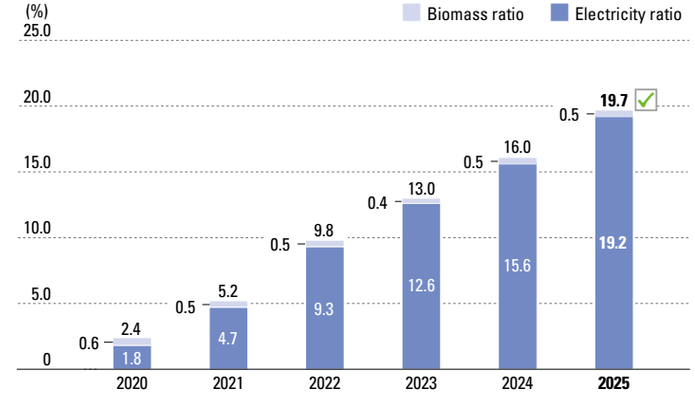

Amount of Power Generation for In-house Use, Amount of Purchased Electricity Derived from Renewable Energy Sources / Japan and Overseas
Note: Excluding Co-Generation

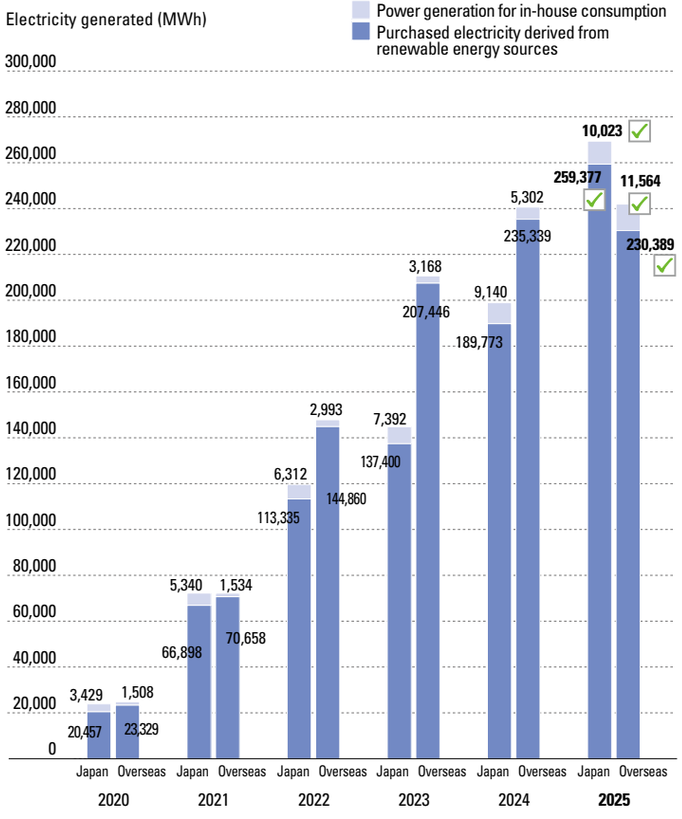

Ratio of Electricity Derived from Renewable Energy Sources / Japan and Overseas
Note: Excluding Co-Generation

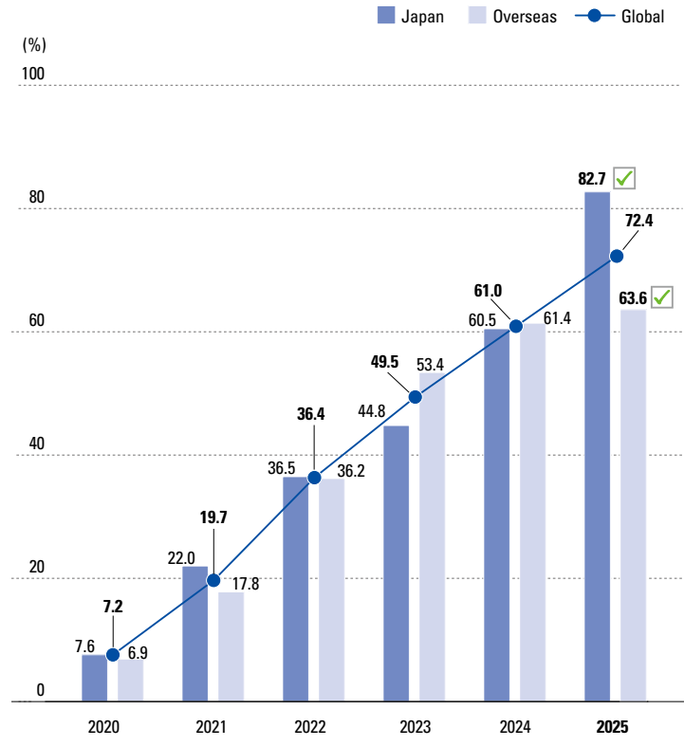

Woody Biomass Emissions

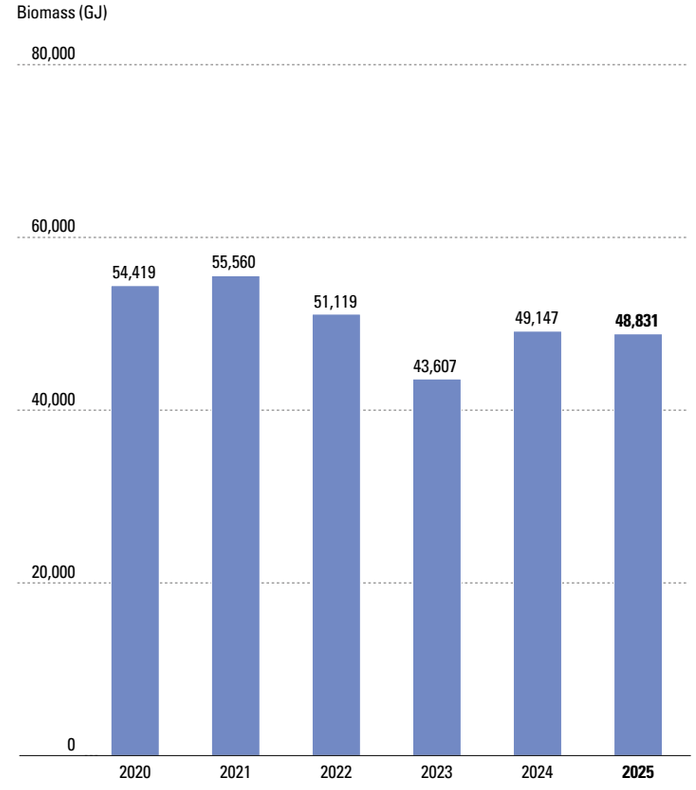

Emissions of Non-CO_2 Greenhouse Gases (Scope of Aggregation: Global Production, Laboratories)

In FY2025, GHG emissions other than CO_2 (CF_4, SF_6) were all zero.

Indicator	Calculation Method
Energy Use	Energy use = Σ[amount of fuel used, amount of electricity purchased, amount of solar power generation for in-house use, and amount of steam purchased × unit calorific value] [Unit Calorific Value] Purchased Electricity: 3.60 MJ/kWh (Amount of solar power generation for in-house use and amount of purchased electric power from renewable energy sources are included in the energy use) Fuel, Purchased Steam: Based on the Act on Rationalization of Energy Use and Shift to Non-fossil Energy

Greenhouse Gas Emissions throughout Our Entire Supply Chain

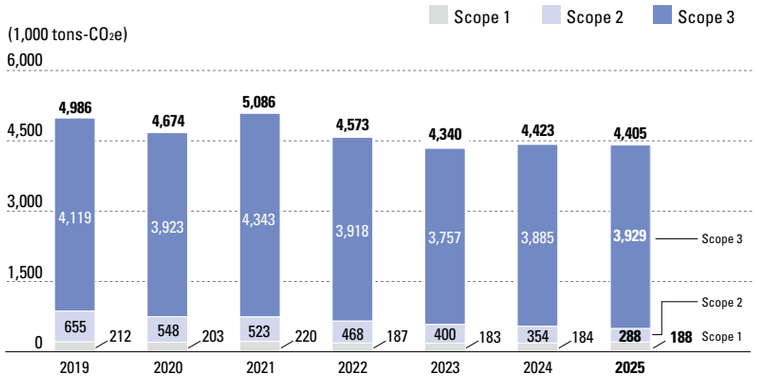

Scope 3 Breakdown by Category

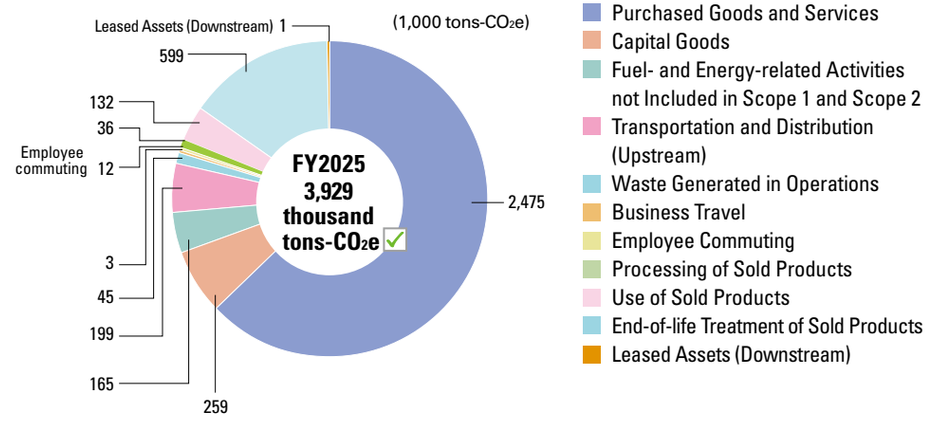

Greenhouse Gas Emissions throughout Our Entire Supply Chain

(1,000 tons-CO_2e)

				2019	2020	2021	2022	2023	2024	2025
Scope 1				212	203	220	187	183	184	188 ✓
Scope 2	Market-based			655	548	523	468	400	354	288 ✓
	Location-based			—	—	—	—	559	566	516 ✓
Scope 3	Upstream	Category 1	Purchased Goods and Services	2,352	2,282	2,445	2,205	2,339	2,092	2,475
		Category 2	Capital Goods	96	80	74	113	112	475	259
		Category 3	Fuel- and Energy-related Activities not Included in Scope 1 and Scope 2	127	198	226	220	230	227	165
		Category 4	Transportation and Distribution (Upstream)	95	86	93	77	83	100	199
		Category 5	Waste Generated in Operations	44	37	41	44	46	47	45
		Category 6	Business Travel	24	7	6	23	37	41	3
		Category 7	Employee Commuting	6	5	4	9	7	7	12
	Downstream	Category 10	Processing of Sold Products	45	39	41	41	38	36	36
		Category 11	Use of Sold Products	772	708	810	625	254	243	132
		Category 12	End-of-life Treatment of Sold Products	558	481	601	559	610	615	599
		Category 13	Leased Assets (Downstream)	2	1	1	2	1	1	1
	Scope 3 Total			4,119	3,923	4,343	3,918	3,757	3,885	3,929 ✓
Total *1				4,986	4,674	5,086	4,573	4,340	4,423	4,405

*1: Scope 2 is aggregated using market-based method.

Scope 2 Standard	Calculation Method
Market-based	Calculate Scope 2 emissions based on supplier-specific emissions coefficient
Location-based	Calculate Scope 2 emissions based on publicly available emissions coefficient for specific regions

Indicator			Calculation Method	
Scope 1				CO_2 emissions = Σ[amount of fuel used × CO_2 emissions coefficient] + Non-energy-derived greenhouse gas emissions Non-energy-derived greenhouse gas emissions = Non-energy-derived CO_2 emissions* + Σ[Emissions of greenhouse gases other than CO_2 × Global Warming Potential] * Includes CO_2 emissions from the combustion of fuels other than those specified under the "Act on Promotion of Global Warming Countermeasures" both in Japan and overseas [CO_2 emissions coefficient] City Gas: Coefficients obtained from suppliers are applied to the latest data at the start of each fiscal year. If a coefficient cannot be obtained in this manner, it is based on the Act on Promotion of Global Warming Countermeasures. Fuel Other than the Above: Based on the Act on Promotion of Global Warming Countermeasures. [Global warming potential]: Emissions coefficients determined based on greenhouse gas emission calculations, reports, and official disclosures. Fuels that corresponds to energy sources are calculated based on the Act on Promotion of Global Warming Countermeasures both in Japan and overseas.
Scope 2				CO_2 emissions = Σ[Purchased electricity volume and/or purchased steam volume × CO_2 emissions coefficient] [Market-based CO_2 emissions coefficient] Purchased Electricity: In Japan, the coefficient provided in notices pursuant to the Act on Promotion of Global Warming Countermeasures is applied to the latest data at the start of each fiscal year. In case the purchased electricity for which the emissions coefficients are set for each menu, the basic emissions coefficient applies. For overseas data, the latest coefficient data obtained from local power suppliers as of the beginning of each fiscal year is applied. If not available, based on IEA Emission Factors 2025 Edition, EPA eGRID 2023 Revision 2. Purchased Steam: Coefficients obtained from suppliers are applied to the latest data at the start of each fiscal year. If a coefficient cannot be obtained in this manner, it is based on the Act on Promotion of Global Warming Countermeasures. [Location-based CO_2 emissions coefficient] Purchased electricity and purchased steam: In Japan, substitute values from coefficients announced under the Act on Promotion of Global Warming Countermeasures are applied to the latest data at the start of each fiscal year. For overseas, based on IEA Emission Factors 2025 Edition, EPA eGRID 2023 Revision 2. Note: For offices, sites are classified into the head office, housing sales companies, and non-housing sales offices. Intensity is calculated from the actual data and the remainder is estimated. Note: For overseas offices, intensity is calculated from actual data, and the remainder is estimated.
Scope 3	Upstream	Category 1	Purchased Goods and Services	CO_2 emissions = Σ[(amount of major raw materials used (excluding substances subject to regulation by the PRTR Law) as listed in the Material Balance section of this report + estimated values for other raw materials) × emission coefficient (Inventory Database for Environmental Analysis (AIST-IDEA) Ver. 3.5.1 (the world's largest GHG emissions database developed by the National Institute of Advanced Industrial Science and Technology; hereinafter IDEA v. 3.5.1))]The Group has reflected the actual GHG emissions of its raw material suppliers with regard to four principal resins (PP, PE, PVC and PVA) from FY2018. For FY2025, this has not been reflected due to data availability.
		Category 2	Capital Goods	CO_2 emissions = Σ[the increase during the given fiscal year in buildings, structures, mechanical equipment, transport vehicles, tools, furniture and fixtures, and software in the schedule of changes in fixed assets × emissions coefficient (per unit emissions database for calculating organizational greenhouse gas emissions, etc., arising from supply chains (Ver. 3.6) (Ministry of the Environment and Ministry of the Economy, Trade and Industry))]
		Category 3	Fuel- and Energy-related Activities not Included in Scope 1 and Scope 2	CO_2 emissions = Σ[(amount of fuel used, amount of electricity purchased, and amount of steam purchased) × emissions coefficient] The emissions coefficients used are as follows: For fuel, IDEA v. 3.5.1, for purchased electricity and steam, per unit emission database for calculating greenhouse gas emissions by organizations, etc., arising from supply chains (Ver. 3.6) (Ministry of the Environment and Ministry of the Economy, Trade and Industry). Applicable to production sites, laboratories, and offices both inside Japan and overseas.
		Category 4	Transportation and Distribution (Upstream) (Transportation of Major Raw Materials)	CO_2 emissions = Σ[amount of major raw materials used (excluding substances subject to regulation by the PRTR Law) as listed in the Material Balance section of this report × transport distance × emission coefficient (IDEA v. 3.5.1)] (Transportation distances for PVB, plasticizers, PVA, and PVC reflect actual transportation distances. Other transportation distances are calculated assuming that the transportation distance was a uniform 200 km)
			Transportation and Distribution (Upstream) (Transportation of Products)	The amount recorded as freight in the consolidated statement of income × emissions coefficient (per unit emissions database for calculating organizational greenhouse gas emissions, etc., arising from supply chains (Ver. 3.6) (Ministry of the Environment and Ministry of the Economy, Trade and Industry))
		Category 5	Waste Generated in Operations	CO_2 emissions = Σ[amount of waste materials generated (by type) × emissions coefficient (IDEA v. 3.5.1)] Scope: Major production sites and research facilities in Japan and overseas.
		Category 6	Business Travel	CO_2 emissions = number of Group employees × emissions coefficient (per unit emissions database for calculating organizational greenhouse gas emissions, etc., arising from supply chains (Ver. 3.6) (Ministry of the Environment and Ministry of the Economy, Trade and Industry))
		Category 7	Employee Commuting	CO_2 emissions = Σ[number of employees per site × emissions coefficient (per unit emissions database for calculating organizational greenhouse gas emissions, etc., arising from supply chains (Ver. 3.6) (Ministry of the Environment and Ministry of the Economy, Trade and Industry))]
	Downstream	Category 10	Processing of Sold Products	CO_2 emissions = Σ[production volume of relevant products × emissions coefficient at the time of processing the relevant products (IDEA v. 3.5.1)] Covers products for the automotive industry by Subsidiary companies in Japan and overseas.
		Category 11	Use of Sold Products	CO_2 emissions = Σ[number of structures sold as housing during the relevant fiscal year × amount of electricity purchased from power companies throughout a year × 60 years × electricity-based emissions coefficient], including the effect of the solar power generation system. The amount of electricity purchased from power companies throughout a year is based on the Electricity Income and Expenditure Home Survey of Houses with Built-In Solar Power Generation Systems (2025).The electricity-based emissions coefficient employed is the emissions coefficient from the FY2025 report produced by the Act on Promotion of Global Warming Countermeasures reporting system (alternate value), equal to 0.416 tons-CO_2/MWh. The calculation is performed under the assumption that housing will be used for 60 years. Housing sold within Japan for the fiscal year relevant to the calculation is covered. We also have been calculating the effect of reduction in energy used in residences built to ZEH specifications since FY2018.
		Category 12	End-of-life Treatment of Sold Products	CO_2 emissions = Σ[amount of major raw materials used in the products sold during the relevant fiscal year × emissions coefficient (IDEA v. 3.5.1)] The calculation assumes that products sold during a given fiscal year are disposed of during the same fiscal year.
		Category 13	Leased Assets (Downstream)	Calculated for construction work carried out using machinery leased by SEKISUI CHEMICAL. CO_2 emissions = Σ[relevant installation units × fuel usage per unit × CO_2 emissions coefficient (emissions coefficient determined based on a system of greenhouse gas emission calculations, reports, and official disclosures)]

Realizing Resource Recycling

Strategy (Stance, Approach, Risks and Opportunities)

Basic Concept

Establishment of the Resource Recycling Policy

SEKISUI CHEMICAL Group aims to help create a sustainable society through the realization of a circular economy by 2050. To achieve this Long-term goal, we formulated a resource recycling policy and strategy in FY2021.
In partnership with the supply chain, we are working to minimize the use of virgin raw materials derived from fossil fuels. At the same time, we are promoting resource recycling and aim to realize a circular economy through our businesses.

WEB **Resource Recycling Policy**
https://www.sekisuichemical.com/sustainability_report/basic_policies/#anc-P02

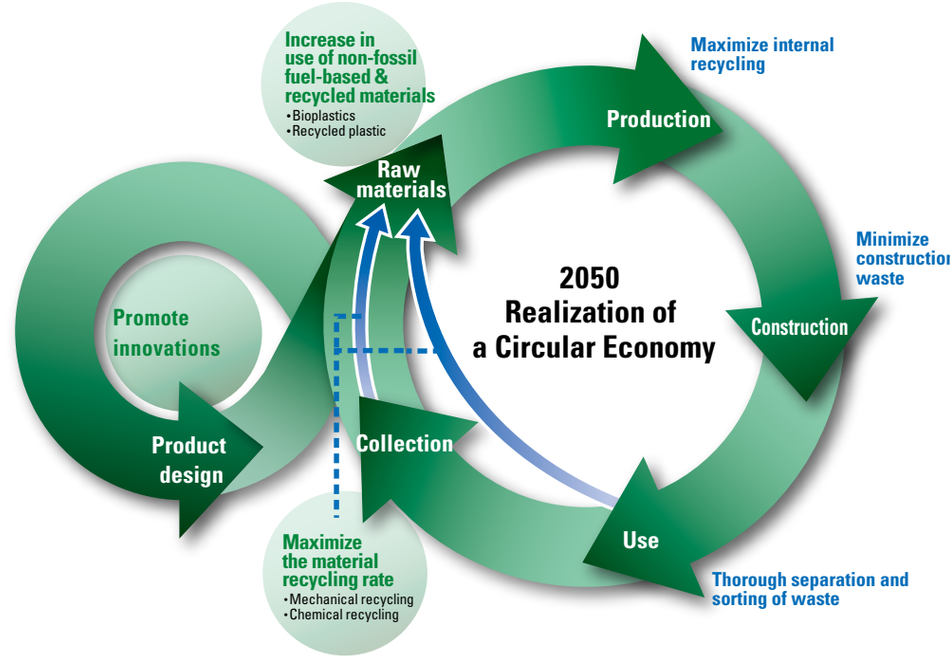

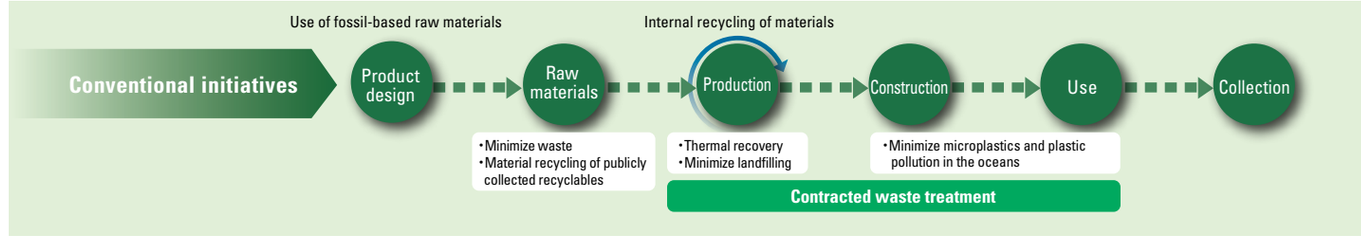

Promoting Efforts Based on the Resource Recycling Policy

Under Vision 2030, SEKISUI CHEMICAL Group is strategically expanding its four business domains. By doubling our sales volume through solutions to social issues, we aim to realize a sustainable society and achieve corporate growth. We consider plastics to be an important raw material in these business domains. In order to reduce the amount of waste generated in the production process, we have continued our efforts to reduce the amount of waste per unit of production every year. In specific terms, we carry out internal recycling by returning scrap materials and other materials generated to raw materials for reuse. In addition, when disposing of materials as waste, we have promoted reuse as recycled materials including energy recovery.
The Group reviewed and re-established milestones for FY2023 and FY2025. Since FY2023, we have accelerated our efforts to achieve the revised milestones.
In addition to these initiatives, we believe that innovation at the product design stage is important for driving the promotion of resource recycling throughout the product life cycle. By rethinking the design of new products and revising the processes for existing products, we are promoting initiatives for innovation that accelerates resource recycling. To achieve these, we formulated the Environmentally-Conscious Design Guidelines and released them in February 2026.

Road Map for Long-Term Goal Achievement

		2020 to 2022	By 2025	By 2030
Business strategy	Net sales of Products to Enhance Sustainability that contribute to resource circulation (base year: 2020)	1.1 times	1.7 times	2 times or more
Raw material resource conversion	Net sales of products not derived from fossil fuels and using recycled materials	3 billion yen	40 billion yen	100 billion yen
Recycling waste products	Rates for recycling waste plastic into new materials	Analyze current conditions and set baselines	Japan: 65%	Japan: 100% Overseas: 85% (100% in 2035)

Plan to Accelerate the Material Recycling of Waste Plastics

Under the current Medium-term Plan, we have set the material recycling rate for waste plastics as one of the Group's environmental KPIs. The Group is applying this KPI under the following Plan while taking into consideration such factors as the high level of technological hurdles and timing of realization.

Plan for Recycling Waste Plastic into New Materials

Phase	Initiatives Implemented	2023	2024	2025	2028	2030
Phase 1 **Use of existing technologies**	・Review of recycler suitability				Continued expansion of content	
	・Thorough separation of blended materials					
	・Improved (1) storage and (2) transportation efficiency due to compression/grinding					
Phase 2 **Introduction of new material recycling technologies**	Development of new material recycling technologies 1. Identification and application of technologies suited to each type of difficult-to-recycle material 2. Establishment of operating methods			Establishment of material recycling methods for composite materials and other difficult-to-recycle materials		
Phase 3 **Completion utilizing chemical recycling technologies**	Use of chemical recycling technologies Acceleration through collaboration with other companies				Enable recycling up to miscellaneous and other waste	

: Expected timing of the effects of increased material recycling rates

Risks and Opportunities Posed by Resource Recycling on Our Businesses

Opportunity losses caused by changes in consumer behavior and preferences

We analyze and assess the risks and opportunities of resource recycling on the Group's business in the same four scenarios as the climate change scenario analysis conducted based on the TCFD Guide.
We are considering measures to mitigate the identified risks. With regard to opportunities, we are also considering the creation of new businesses through the development of products and services.
When looking at the risks and opportunities of resource recycling on the Group's business, we take into consideration resource conversion, resource recycling, and the transition and physical risks posed by innovation to accelerate them. In particular, and from a resource recycling perspective, an analysis was conducted with a focus on the importance of services that connect the supply chain and the products that utilize those services in order to turn risks into opportunities.
The following are certain examples.

1. The Plastic Molding and Processing Business

In the Innovative Mobility, Advanced Lifeline, and other Plastic Molding and Processing Business fields, we recognize the risk of technological transition, which not only involves short-term costs, but also medium- to Long-term investments in equipment installation and technological research when promoting the recycling of waste generated in the manufacturing process and products after use. On the other hand, if we build products based on the assumption that resources will be recycled through upfront investment or a recycling system for products, we believe that this will be a point of differentiation from other companies' products and will lead to opportunities to expand our business.

2. Town and Community Development Business

In the Town and Community Development Business, there is the transition risk of losing market opportunities should we fail to respond to growing customer demand for products made from recycled and non-fossil-derived materials as a result of a certain level of environmental consideration given to raw materials and materials used, as in the case of LEED certification pioneered in the U.S. On the other hand, we believe that by taking the lead when considering urban development projects that take into consideration the conversion of raw materials, the potential exists to provide communities with high real estate value, which in turn could result in opportunities to expand our business.
These risks and opportunities are analyzed and identified using the social scenario based on the scenario analysis. Details are disclosed through the TCFD Report.

Addressing Plastic Waste Issues

Since around 2017, plastic waste, represented by marine plastic waste, has become a major environmental issue. The Group does not manufacture or sell primary microplastics for applications that presuppose their release into the environment. However, we recognize that plastic products and plastic materials contained in products that are used or disposed of after use may deteriorate in the natural environment and become microscopic if not properly treated.

Employee education

The Group promotes employee training as well as environmental and social contribution activities as a part of efforts to develop human resources with considerable ability to contribute to solving social issues. Human resources with this ability can correctly recognize such problems as plastic waste in both the products they produce and the processes they manufacture, and are able to take appropriate remedial action.

Contributing to social change

We recognize that the proper use and disposal of plastics requires the construction of a social system as well as a shift in public awareness through education and training. The Group is therefore engaged in various collaborations with industry, government, and academia.
For example, we are participating in the Clean Ocean Material Alliance (CLOMA), a collaborative initiative between companies organized by Japan's Ministry of Economy, Trade and Industry. For a fundamental solution, we are working on the common issues necessary for the social implementation of resource recycling schemes with the aim of realizing a circular economy.

Enhancing material recycling

SEKISUI CHEMICAL Group has exchanged manifests with waste disposal companies to ensure the proper disposal of waste generated by its own production activities. In FY2021, we formulated a resource recycling policy and strategy, and are promoting plastic material recycling*. Given there are various methods of material recycling, we strive to improve the material recycling rate while paying attention to the quality of recycling and GHG emissions.

* Material recycling: SEKISUI CHEMICAL Group defines mechanical recycling (material recycling in a narrow sense) and chemical recycling as material recycling.

Governance

Promotion System for Resource Recycling Issues

As far as resource recycling issues are concerned, including resource conversion, the recycling of waste, and external environmental issues that may constitute management risks, steps are taken to ascertain the magnitude of each risk to consider appropriate countermeasures, and to carry out the necessary decision-making process under the supervision of the Board of Directors.
In similar fashion to other environmental issues, our supervisory and executive systems for reducing the Group's negative impact on the environment and society related to resource recycling and expanding its contribution to the resolution of issues are based on its Environmental Management Promotion System.
The Board of Directors has made the following final decisions on resource recycling issues.

- Policies and strategies for reducing the Group's negative impact on the environment and society related to resource recycling and expanding its contribution to the resolution of issues.
- The organization's plan to achieve a sustainable society, including the transition to a circular economy (transition plan).
- Assessment of the impact of environmental issues, including resource recycling on management and policies for addressing those issues.

Turning to major matters discussed and determined by the Board of Directors, the Sustainability Committee deliberates on policies and strategies in advance, based on conditions surrounding the Group as a whole regarding such environmental issues as resource recycling that have been discussed and summarized by the Environmental Subcommittee. In addition, based on the policies, strategies, and transition plans finalized by the Board of Directors, the Environmental Subcommittee discusses specific measures and goal setting while managing progress.

P.035 Environmental Management Promotion System

Risk Management

As far as risk management is concerned, we have established an ERM system that in addition to identifying Group-wide major risks, shares and manages these risks within the Group. Risks related to such resource recycling issues are also assessed in an integrated manner, together with other risks that are expected to have a significant impact on management. Risks that affect the Group as a whole and each organization, including resource recycling are shared and deliberated at Board of Directors, Sustainability Committee, Management meetings, and subcommittee meetings.

Indicators and Targets

Resource Recycling Targets

Aim: Promote resource recycling

Indicator 1: Reduction rate of the amount of waste generated per unit of production

Current Medium-term Targets (final fiscal year: FY2025)
Per unit of production: -3% (compared with FY2022)
FY2025 Results: +10.0% (compared with FY2022)
2030 Target: —
2050 Target: Achieve a circular economy

Indicator 2: Recycling rate for waste plastic materials

Current Medium-term Targets (final fiscal year: FY2025)
Japan: 65% Overseas: 69%
FY2025 Results: 70.0% (Japan) 68.6% (Overseas)
2030 Target: 100% (Japan) 85% (Overseas)
2050 Target: Maintain at 100%

Indicator 3: Reduction rate of copy paper use per unit of people

Current Medium-term Targets (final fiscal year: FY2025): -3% (compared with FY2022)
FY2025 Results: -14.4% (compared with FY2022)
2030 Target: —
2050 Target: Achieve a circular economy

Indicator 4: Reduction rate of the amount of waste generated per building at new housing construction sites

Current Medium-term Targets (final fiscal year: FY2025): -12% (compared with FY2022)
FY2025 Results: -6.4% (compared with FY2022)
2030 Target: —
2050 Target: Achieve a circular economy

Major Initiatives

Waste Plastic Initiatives

Enhancing material recycling

The Group is working to maximize material recycling using existing technologies. In addition to promoting the recycling of these materials as in-house raw materials, we are also advancing the selection of treatment methods with an emphasis on material recycling.
As far as waste that is difficult to manage using material recycling is concerned, we are also working to establish new treatment methods.

Use of quality evaluations to improve the material recycling rate

In order to mitigate and resolve risks not only with regard to resource recycling issues, but also other environmental issues, and to ensure international competitiveness through the sustainable development of products and businesses, it is vital that the Group promotes material recycling of plastics, while also identifying the recycling methods that should be accelerated.
Working also to identify material recycling technologies that should be prioritized and to promote higher quality recycling, we have clarified our stance toward recycling and are determining the initiatives to be taken based on the following three assessment criteria.

[Stance Toward Recycling]
- Minimum resource consumption
- Minimal GHG emissions during the process of reuse
- Expansion of waste recycling through innovation

[Evaluation Scale]
(1) Recycling properties
(2) Amount of CO_2 emission reduction through the use of waste plastics
(3) Degree of contribution to the environment (handling of difficult-to-recycle materials, etc.)

(1) In terms of recyclability, there are various methods of material recycling (e.g., horizontal recycling of plastics, cascade recycling, use as other functional materials, etc.). Accordingly, the Group evaluates the recycling properties that it aims for.
(2) In terms of reducing CO_2 emissions, we evaluate the positive impact of material recycling on climate change mitigation, and ensure there is no negative impact.
(3) In terms of the degree of contribution to the environment, we evaluate the social significance and degree of environmental contribution of processing difficult-to-recycle materials*.

* Difficult-to-recycle materials: Materials that are currently difficult to dispose of and can only be thermally recycled or landfilled

Accelerating efforts through internal measures

SEKISUI CHEMICAL Group has initiated the following measures and mechanisms to realize its plan to turn waste plastic into materials.

1. Use of resource recycling support measures

In order to promote the recycling of waste plastics into materials using high-quality recycling methods, we implemented resource recycling support measures that provide financial support for costs and equipment required for initiatives according to the amount of resources recycled into materials in FY2024 and FY2025.

2. Establishment of an environment in which to consider and conduct research on plastic resource recycling

Urban Infrastructure & Environmental Products Company, which engages in business centered on highly durable plastic products for infrastructure, has established a resource recycling working group to consider the issue of turning waste plastic into materials. The goal is to accelerate the resource recycling of waste plastic at business sites and research facilities, and to promote the development and evaluation of new recycling technologies for difficult-to-recycle materials. Once a quarter, we hold a plastic resources recycling review meeting to share progress on initiatives and to horizontally deploy good practices.

Promoting the reduction of packaging materials

SEKISUI CHEMICAL Group has long engaged in efforts to reduce the volume of packaging materials, employ reusable boxes*, and eliminate packaging. We have been actively working to reduce packaging since the early 2000s, and have achieved certain results. We will continue to undertake these activities and strive to reduce packaging material waste.

* Boxes that can be used multiple times to ship materials, parts, and products between locations.

Promoting Construction Material Recycling

The entire housing industry is engaged in the efficient use and recycling of construction materials. As a member of this industry, SEKISUI CHEMICAL Group is reducing the amount of construction waste produced when building houses and promoting recycling.

Contributing to Resource Recycling through Business

Without realizing a circular economy in 2050, there can be no carbon neutral society. Based on its resource recycling strategy and roadmap, SEKISUI CHEMICAL Group is looking to convert plastic raw materials to non-fossil fuel-derived or recyclable raw materials, and is reviewing product designs that contribute to the recycling of existing products. We will promote the creation and market expansion of Products to Enhance Sustainability in an effort to accelerate contributions through our businesses.

Examples of products that contribute to resource recycling

Business Field	Themes	Example Products
Housing	Remodeling menus to extend the life of products and services when reusing homes	·Be-Heim, a service that allows a customer to pass on a home to another customer, who will live in it with peace of mind
Building and Civil Engineering	Products that use recycled plastic as a raw material	·Products that enable temporary storage of rainwater in the event of a torrential downpour (rainwater storage material Cross-Wave) ·Infrastructure with resource recycling properties (foamed three-layer pipes) · We have built a resource circulation scheme by integrating the strengths of housing manufacturers, chemical manufacturers, and recyclers, and have developed "Eslopex," a cross-linked polyethylene pipe made from polyethylene resin recycled via chemical recycling from offcuts generated at new construction sites.
Mobility	Buy-back system that collects customer scraps for reuse as raw materials	·System that involves contracting with customers who have purchased products to buy back scraps from those customers for recycling (SEKISUI KYDEX product)

Initiatives undertaken in collaboration with other companies

Building a resource circulation scheme using installation offcuts

In partnership with Asahi Kasei Corp., Asahi Kasei Homes Corp., Sekisui House, Ltd., and CFP CORPORATION, the Group is working to build a resource circulation scheme to recover and reuse the installation offcuts of cross-linked polyethylene pipe "Eslopex," used for water supply and hot water supply, that are produced at construction sites.
The recovered offcuts are converted into recycled ethylene through chemical recycling by CFP, and Asahi Kasei recycles it into recycled polyethylene resin.
We then expect to achieve a product loop by remanufacturing this into piping materials made from recycled raw materials.
With the participation of three housing manufacturers, we will increase the amount recovered and improve cost efficiency, establishing a circulation model that integrates design, recovery, and recycling.
Through this initiative, we will help reduce our environmental impact and bring about a circular economy.

Resource circulation scheme diagram for cross-linked polyethylene pipe "Eslopex"

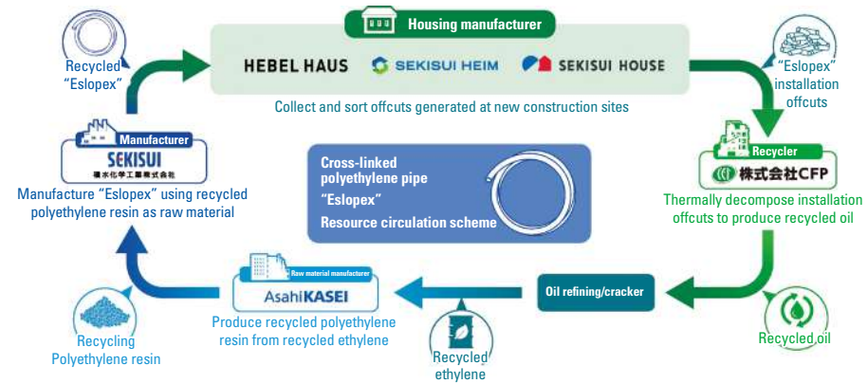

Initiative Collaboration

As far as the issue of resource recycling is concerned, we are collaborating with various entities, including other companies and organizations, to achieve our Long-term goals, thereby expanding our contributions toward the resolution of issues and raising the potential to achieve milestones ahead of schedule. Based on the aforementioned, the Group participates in and registers with various initiatives and organizations, including forums. When participating or registering, we confirm that founding principles, the direction of initiatives, and goals are consistent with the Group. Our continued participation is determined on an annual basis to ensure that there are no discrepancies in the direction in which we are heading. In the event that the direction differs, steps will be taken to withdraw from the initiative, forum, or other organization.

Initiatives, forums, etc. in which the Group participates or has registered

Clean Ocean Material Alliance (CLOMA)

Organizer ····· Japan's Ministry of Economy, Trade and Industry, Ministry of the Environment, Ministry of Agriculture, Forestry and Fisheries
Significance / Objectives ····· To solve the issue of marine plastic waste, which is a global environmental issue
Activities ····· Aiming for the more sustainable use of plastic products, and the development, introduction and popularization of innovative substitutes that will lead to a reduction of plastic waste.
Our role ····· The Company chairs Working Group 3 (WG3), one of five key action working groups that promote activities aimed at plastic recycling through corporate collaboration. WG3 focuses on the development and social implementation of chemical recycling technologies as well as efforts to identify and resolve shared issues connected with related companies.

In FY2025, we conducted the following activities.
1. Activities related to rule-making
In FY2023, we used the position paper on chemical recycling technology published as CLOMA to work on solving common issues, aiming for the social implementation of chemical recycling technology. In particular, in FY2025, we held repeated discussions with government agencies, focusing on the "Act on Promotion of Resource Circulation for Plastics," and discussed operations and considerations that would lead to solving issues in the social implementation of chemical recycling.

2. Activities for enhancing the value of resource recycled products
Based on the viewpoint that defining and certifying superior resource recycled products will lead to enhanced product value, we give opinions in discussions of various resource recycling-related certifications and product standards from the perspective of chemical recycling technology. In FY2025, "Chemical Recycling Process Certification," in which we participated as a CLOMA/WG chair company in the Eco Mark Criteria Committee operated by the Japan Environment Association, was published and its operation began. Subsequently, a criteria committee for "Chemical Recycling Product Certification" has also been launched, and discussions have begun.

Japan Partnership for Circular Economy (J4CE)

Organizer……Japan's Ministry of the Environment, Ministry of Economy, Trade and Industry, and Japan Business Federation
Significance / Objectives ….To further foster understanding and promote efforts by a wide range of responsible parties, including domestic companies, as the trend toward a circular economy accelerates on a worldwide basis.
Activities……Introduction of case studies through case study brochures, dissemination of information for the general public, and support for inter-company collaboration.
Our role ……To accelerate the creation and social implementation of new recycling businesses by disseminating case studies and providing feedback on internal technologies and measures based on an understanding of the latest information.

Sustainable Plastics Initiative (SusPla)

Significance / Objectives ….Companies situated along the pumping veins of resource circulation collaborate in creating opportunities for activities aimed at realizing a circular economy.
Activities……Demand for the use of recycled plastics from owners of brands in the automobile, electronics, and other industries is expected to expand across multiple fields. In order to secure high quality plastics, first create a recycler certification system to develop and increase the number of excellent recyclers capable of guaranteeing the quality of recycled plastics.
Our role ……We have participated in the organization as a managing company from its founding stages, giving opinions from our standpoint as both a chemical recycler and a user of recycled materials and contributing to the practical application of certification and operation, etc.

Ecosystem Society Agency (ESA)

Significance / Objectives ….To promote co-creation among companies, local governments, research institutions, and others with recycling and coexistence as its core principles and realize a sustainable and fulfilling society. Its mission is to build an autonomous, decentralized ecosystem society in which many actors complement one another.
Activities……Advancing co-creation projects that address regional and social issues, as a platform for collaboration among industry, government, academia, and the public. Promoting social implementation through the demonstration of business schemes, human resource development, events, agreements, and other means.
Our role ……We are active in the Japan Circular Economy Partnership (J-CEP), a task force within ESA, and as a member of the corporate alliance we help advance a circular economy by sharing case studies and providing technical cooperation.

Circular Partners (CPs)

Significance / Objectives ….Based on the Growth-Oriented, Resource-Autonomous Circular Economy Strategy formulated by the Ministry of Economy, Trade and Industry (METI) in March 2023, promote collaboration between industry, government, and academia with the aim of realizing a circular economy.
Activities……Working on topics such as a vision/roadmap, circular economy information distribution platform, and regional circulation model.
Our role ……As a member of the partnership, we contribute to the realization of a circular economy by disseminating case studies and providing technical cooperation. As for the creation of an information distribution platform, we are examining the structure of a data platform that will support the future circular economy alongside sharing knowledge about the ideal vision for the future, the provision of distributed information, and more.

Performance Data

Waste Generated by Production Sites

Amount of Waste Generated by Production Sites*1, per Unit of Production*2 (Index) / Japan

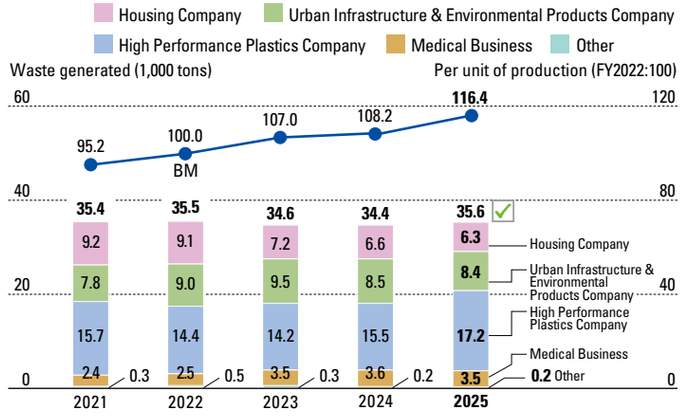

Amount of Waste Generated by Production Sites*1, per Unit of Production*2 (Index) / Overseas

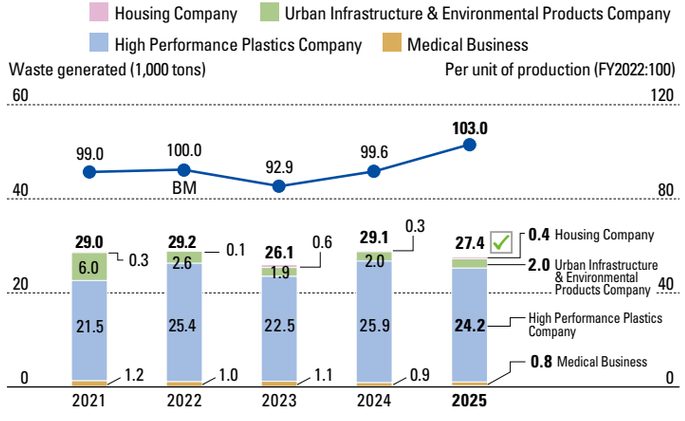

*1 Amount of waste generated: Limited to waste for which the production site is responsible. Prototypes and inventory disposal under the responsibility of divisional companies are not included.
In line with a change in the control of certain businesses in the UIEP and HPP companies implemented from October 2022, the data for FY2022 of both companies is collated as if the change in control had been initiated from the beginning of FY2022.
*2 Amount of waste generated per unit of production weight

Production Site Waste Generation and Disposal / Japan and Overseas

(Unit: tons)

	Total amount of generated waste	Recycled Waste	Unrecycled Waste
FY2021	68,939	63,243	5,696
FY2022	71,179	63,139	8,040
FY2023	64,943	57,971	6,972
FY2024	67,716	60,797	6,919
FY2025	68,261	61,292	6,989

FY2025 Annual Production Site Waste Generation and Disposal / Japan and Overseas

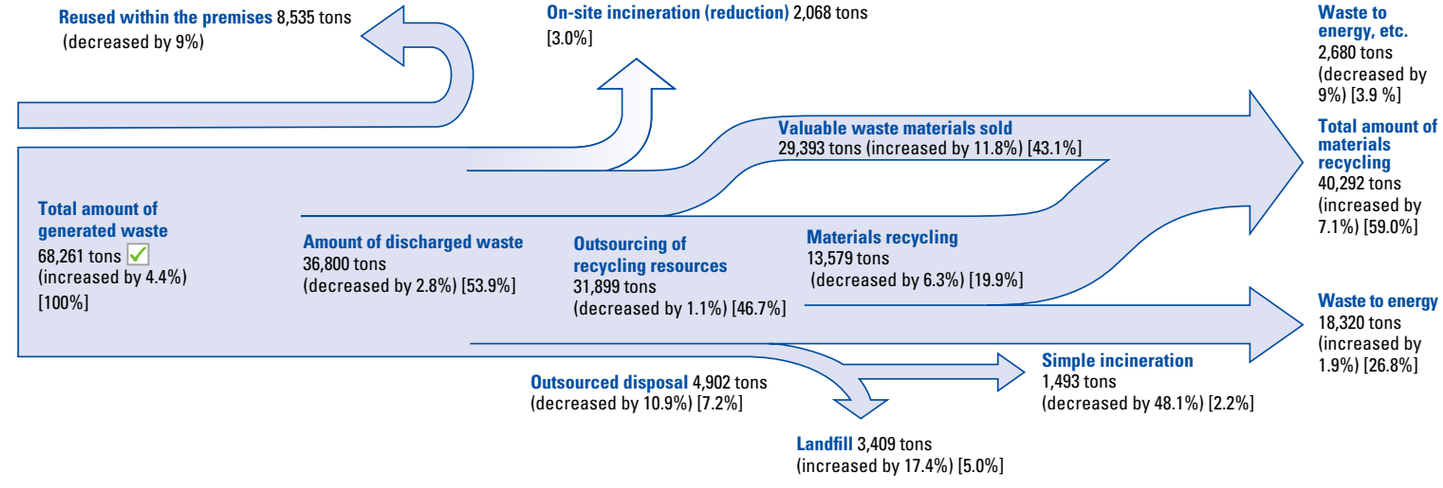

Note: Change over previous year is in ( ) and proportion of total waste generation is in [ ].

Breakdown of Waste Generated at Production Sites / Japan

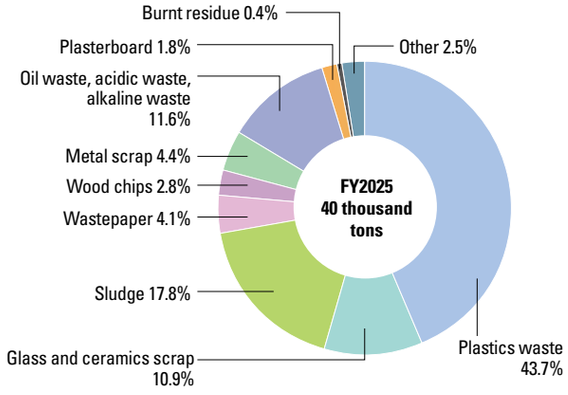

Breakdown of Waste Generated at Production Sites / Overseas

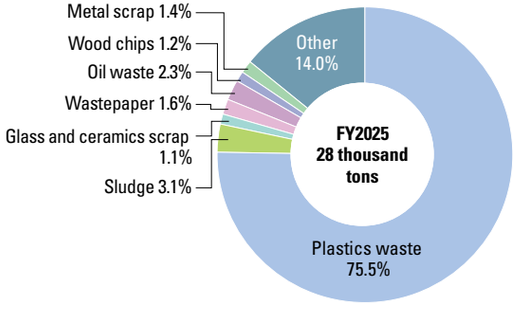

Indicator	Calculation Method
Amount of Waste Generated	Amount of waste generated = Amount of waste outsourced for disposal + Amount recycled (waste incinerated for energy recovery + waste recycled into materials + recyclable waste sold) + Amount incinerated in-house; the items below are excluded: Waste generated by demolition of customers' old houses, remains of construction work at our sites, waste from the disposal of machinery and office equipment, etc., medical waste from medical treatment in in-house clinics

Amount of Hazardous Waste Generated / Recycling rate (Japan and Overseas) FY2025

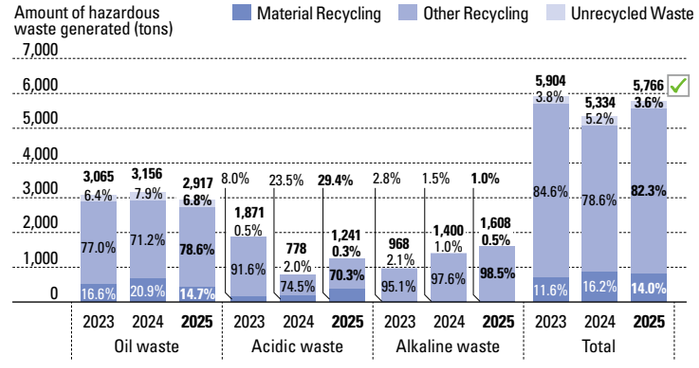

Indicator	Calculation Method
Amount of Hazardous Waste Generated and Recycling Rate	Recycling rate = Amount of recycled waste ÷ Amount of hazardous waste generated Hazardous substance: Oil waste, acidic waste, alkaline waste Recycling: Material recycling

* Because the definition of amount generated was revised, data have been restated retrospectively.

Waste generated on construction sites of new housing

Amount of Waste Generated on Construction Sites of New Housing (per Building) / Japan

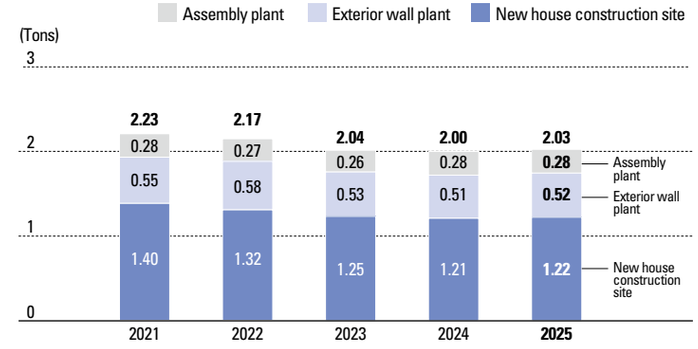

Indicator	Calculation Method
Amount of Waste Generated per Building	Amount of waste generated per building at new housing construction sites =Total amount of waste generated at new housing construction sites ÷ Number of new houses sold Note: Reference: Amount of waste generated during new housing construction = Amount of waste generated during construction of outer walls (at factories) + Amount of waste generated during assembly (at factories) + Amount of waste generated at new housing construction sites Amount of waste generated per building during new housing construction = Total amount of waste generated during new housing construction ÷ Number of new houses sold Scope: Housing business in Japan

* From FY2025, the measurement method has been changed at some sites.

Waste generated in offices

Amount of Copy Paper Used at Offices per Unit of Output (Index)

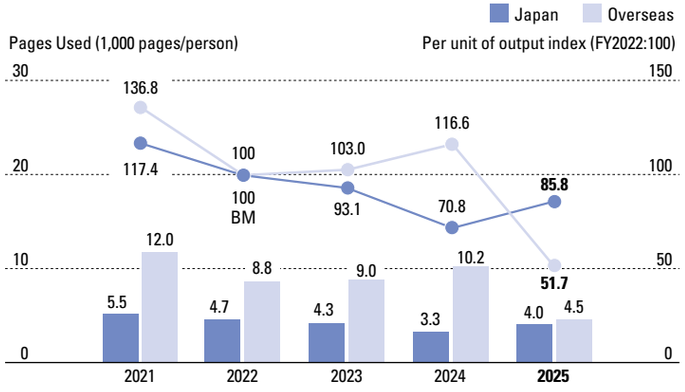

Note: The scope has been revised, following the refinement of Japanese aggregation, effective from FY2024.

Indicator	Calculation Method
Amount of Copy Paper Used at Offices per Unit of Output	Amount of copy paper used at offices per unit= Amount of copy paper used at offices ÷ Number of office personnel

Disclosure of the Recycling Status of Waste Plastics in accordance with the Act on Promotion of Resource Circulation for Plastics
(Status of FY2025 Emissions and Recycling / Production sites and research facilities in Japan)

	Disclosure according to the Act on Promotion of Resource Circulation for Plastics												Recycling as the Management Indicator for SEKISUI CHEMICAL Group (including waste sold as raw materials)											
	Emissions (Tons)			Rate of recycling (%)			Rate of thermal recycling (%)			Rate of recycling (broad) (%)			Emissions (Tons)			Rate of recycling (%)			Rate of thermal recycling (%)			Rate of recycling (broad) (%)		
	2023	2024	2025	2023	2024	2025	2023	2024	2025	2023	2024	2025	2023	2024	2025	2023	2024	2025	2023	2024	2025	2023	2024	2025
SEKISUI CHEMICAL CO., LTD.	4,417	3,935	3,968	8.1	9.5	17.2	85.0	85.0	77.0	93.1	94.4	94.2	9,946	11,357	11,390	59.2	68.6	71.1	37.7	29.4	26.8	96.9	98.1	98.0
Hokkaido Sekisui Heim Industry Co., Ltd.	31	24	27	0.0	0.0	0.0	100.0	100.0	100.0	100.0	100.0	100.0	31	24	27	0.0	0.8	0.0	100.0	99.2	100.0	100.0	100.0	100.0
Tohoku Sekisui Heim Industry Co., Ltd.	17	45	30	0.0	0.0	1.1	100.0	100.0	98.9	100.0	100.0	100.0	31	61	34	45.1	26.7	12.9	54.9	73.3	87.1	100.0	100.0	100.0
Sekisui Heim Industry Co., Ltd.	316	246	226	1.8	6.5	7.8	97.3	93.5	92.2	99.2	100.0	100.0	430	382	383	16.2	30.4	45.4	83.2	69.6	54.6	99.4	100.0	100.0
Chushikoku Sekisui Heim Industry Co., Ltd.	54	67	55	0.0	0.0	0.0	100.0	100.0	100.0	100.0	100.0	100.0	57	71	61	5.1	5.9	10.2	94.9	94.1	89.8	100.0	100.0	100.0
Kyushu Sekisui Heim Industry Co., Ltd.	43	27	17	0.0	0.0	0.0	100.0	100.0	100.0	100.0	100.0	100.0	50	42	30	13.9	35.9	42.9	86.1	64.1	57.1	100.0	100.0	100.0
Sekisui Board Co., Ltd.	96	100	98	24.2	28.7	32.3	75.8	71.3	67.7	100.0	100.0	100.0	96	100	100	24.2	28.7	33.5	75.8	71.3	66.5	100.0	100.0	100.0
Higashinihon Sekisui Industry Co., Ltd.	1	1	0	0.0	0.0	0.0	0.0	0.0	0.0	0.0	0.0	0.0	9	18	3	94.1	96.0	100.0	0.0	0.0	0.0	94.1	96.0	100.0
Nishinihon Sekisui Industry Co., Ltd.	181	208	172	0.4	0.3	0.3	99.6	99.7	99.7	100.0	100.0	100.0	181	208	173	0.4	0.3	1.4	99.6	99.7	98.6	100.0	100.0	100.0
Sekisui Chemical Hokkaido Co., Ltd.	285	304	394	74.5	87.5	91.6	25.5	12.5	8.4	100.0	100.0	100.0	309	314	394	76.5	87.9	91.6	23.5	12.1	8.4	100.0	100.0	100.0
Chiba Sekisui Industry Co., Ltd.	98	119	98	37.7	47.9	86.7	15.9	9.9	13.3	53.6	57.8	100.0	153	166	196	60.1	62.5	93.3	10.2	7.1	6.7	70.2	69.6	100.0
Toto Sekisui Co., Ltd.	311	228	189	0.0	0.0	0.0	92.0	86.9	69.6	92.0	86.9	69.6	806	688	660	61.5	66.9	71.4	35.4	28.8	19.9	96.9	95.7	91.3
Yamanashi Sekisui Co., Ltd.	158	131	78	86.5	84.3	84.0	13.5	15.7	16.0	100.0	100.0	100.0	464	340	334	95.4	94.0	96.3	4.6	6.0	3.7	100.0	100.0	100.0
Nara Sekisui Co., Ltd.	192	176	193	18.6	41.2	42.5	35.8	58.8	50.6	54.4	100.0	93.0	220	198	227	28.8	47.8	51.0	31.3	52.2	43.1	60.1	100.0	94.1
SHIKOKU SEKISUI CO., LTD.	14	5	56	0.0	0.0	0.0	100.0	100.0	100.0	100.0	100.0	100.0	307	212	278	95.3	97.5	79.7	4.7	2.5	20.3	100.0	100.0	100.0
Kyushu Sekisui Industry Co., Ltd.	107	88	85	70.1	60.6	3.3	29.9	39.4	41.1	100.0	100.0	44.4	507	457	552	93.7	92.4	85.1	6.3	7.6	6.3	100.0	100.0	91.4
Sekisui Techno Molding Co., Ltd.	71	64	86	42.5	44.0	37.1	56.1	55.1	62.9	98.6	99.1	100.0	598	487	660	87.5	84.4	84.1	12.4	15.5	15.9	99.8	99.9	100.0
Sekisui Fuller Company, Ltd.	90	94	127	0.0	0.0	0.0	84.9	90.7	78.2	84.9	90.7	78.2	145	142	216	38.1	34.0	41.1	52.6	59.9	46.1	90.7	93.9	87.1
Sekisui Medical Co., Ltd.	74	279	279	0.6	2.6	3.7	99.2	45.3	92.2	99.8	47.9	95.9	75	315	326	2.1	13.6	17.5	97.7	40.2	79.0	99.8	53.7	96.5
Sekisui Nano Coat Technology Co., Ltd.	88	76	46	0.0	0.0	0.0	100.0	100.0	100.0	100.0	100.0	100.0	88	77	65	0.0	1.2	30.2	100.0	98.8	69.8	100.0	100.0	100.0
TOKUYAMA SEKISUI CO.,LTD.	120	100	90	0.0	24.2	36.2	89.6	66.4	52.9	89.6	90.6	89.1	464	353	433	74.1	78.5	86.7	23.2	18.8	11.0	97.3	97.3	97.7
Sekisui Polymatech Co., Ltd.	229	181	178	0.0	0.0	0.0	98.7	99.2	100.0	98.7	99.2	100.0	229	181	178	0.0	0.0	0.0	98.7	99.2	100.0	98.7	99.2	100.0
Sekisui SoflanWiz Co., Ltd.	50	63	73	0.0	0.0	0.2	11.4	13.2	11.6	11.4	13.2	11.8	50	63	73	0.0	0.0	0.2	11.4	13.2	11.6	11.4	13.2	11.8
Sekisui Seikei Ltd.	152	103	97	11.7	0.0	6.0	80.9	93.7	82.0	92.6	93.7	88.1	986	1,093	933	86.4	90.5	90.2	12.4	8.9	8.5	98.9	99.4	98.8
Sekisui LB Tec Co., Ltd.	58	45	26	13.1	6.4	12.9	0.0	0.0	32.0	13.1	6.4	44.9	58	45	26	13.1	6.4	12.9	0.0	0.0	32.0	13.1	6.4	44.9
Research and Laboratory of Plastics Technology Co., Ltd.	6	8	9	0.0	0.0	0.0	0.0	0.0	0.0	0.0	0.0	0.0	6	8	9	0.0	0.0	0.0	0.0	0.0	0.0	0.0	0.0	0.0
Group Total	7,259	6,717	6,697	13.0	15.5	21.1	78.7	75.9	71.5	91.6	91.4	92.6	16,297	17,401	17,762 ✓	60.7	66.9	70.0 ✓	35.6	29.7	27.2	96.3	96.7	97.2

Rate of recycling: Mechanical recycling and chemical recycling Rate of recycling (broad): Mechanical recycling, chemical recycling, and thermal recycling

Reducing Water-related Risks

Strategy (Stance, Approach, Risks and Opportunities)

Basic Concept

Minimizing Water-related Risks and Solving Water-related Issues

SEKISUI CHEMICAL Group has identified realizing society with abundant access to clean water as one of its goals to realize an earth with maintained biodiversity, a major target of its SEKISUI Environment Sustainability Vision 2050.
The Group has outlined the following vision in its efforts to realize this goal.

<Vision>

1. Minimize water-related risks at SEKISUI CHEMICAL Group
   We will minimize the water-related risks to which the Group is exposed in order to maintain sustainable operations. At the same time, we will minimize the water-related risks that the Group poses in order to preserve biodiversity.
2. Contributing to the resolution of local water-related issues
   We will contribute to the resolution of local water-related issues through Products to Enhance Sustainability and collaboration with watershed stakeholders, aiming not only to minimize water-related risks, but also to provide positive returns to natural capital.

WEB **Water Resources Policy**
https://www.sekisuichemical.com/sustainability_report/basic_policies/#anc-P02

Roadmap to Realize Societies with Abundant Access to Clean Water

SEKISUI CHEMICAL Group has set specific measures and milestones by backcasting from the goal of realizing societies with abundant access to clean water, and is moving forward with initiatives.

- We evaluate local water-related risks and their impact on business, and select business sites and suppliers that have a significant business impact, as well as sites with significant local water-related risks.
- For business sites with a significant impact on business, we are taking steps to minimize this impact in line with the risks.
- For suppliers with a significant impact on business, we will minimize risks by 2030 by reviewing suppliers and through other means.
- For business sites with significant local water-related risks, we will minimize their environmental impact by 2030.
- We have put in place monitoring guidelines and oversee all sites to assess whether there is an increase in business impact or environmental impact.

In addition, we will continue to promote the development of Products to Enhance Sustainability to accelerate returns to natural capital, including the conservation of water resources. This in turn will help solve local water-related issues and minimize the environmental impact across the supply chain.
Moreover, we will work to help solve local water-related issues by building a collaborative system with watershed stakeholders from 2030 to 2050 as an initiative undertaken at business sites around the world.

Roadmap

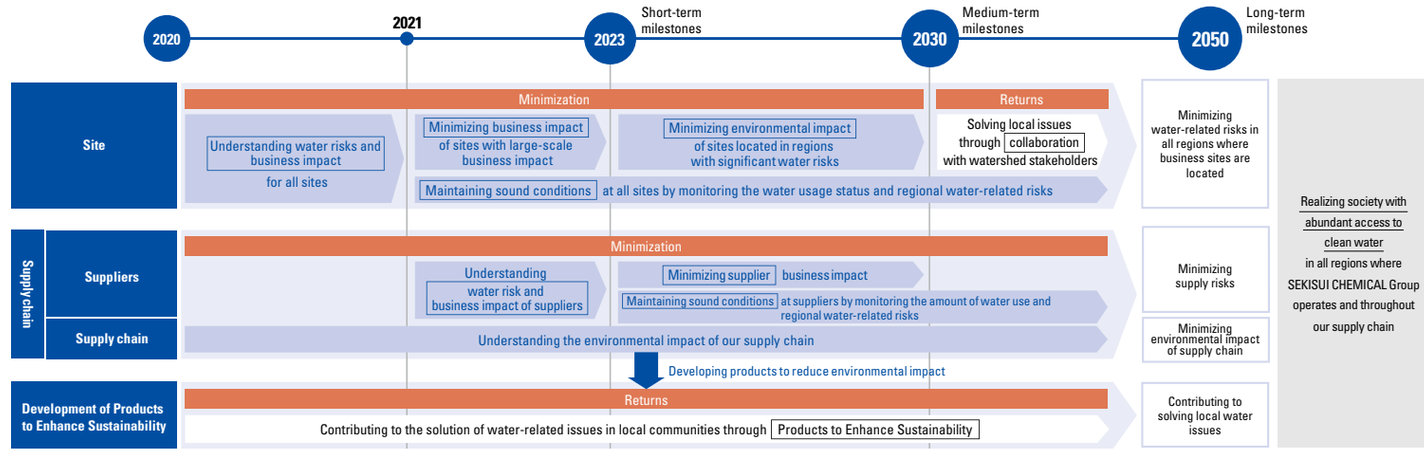

As far as the Group's water-related risks are concerned, we have drawn up four social scenarios that are based on two presupposed axes. One axis focuses on the decentralization of social systems in rural areas against concentration in large cities. The other axis focuses on mitigation as opposed to the acceleration of climate change, with temperature increases of less than 1.5°C and 4°C or more as the two poles. We have examined the impact of water-related risk aspects on each social scenario and analyzed the risks and opportunities that arise under these impacts.

Risks and Opportunities Posed by Water Resource Issues to Our Businesses

SEKISUI CHEMICAL Group assesses the impact that water resource issues have on companies as well as the scale of impact that companies have on water resources, determines the importance of risks, and sets priorities to be addressed.
For risks and opportunities related to specific water resource issues, the scale, scope of impact, and other items are identified through scenario analyses based on the TCFD Guide.
The following are certain examples.

● Suppliers

We are aware of the high operational risks of our suppliers' plants and our own plants that are engaged in manufacturing activities in areas where water-related disasters are more frequent or severe due to climate change. We believe that the opportunity exists to expand the need for products that can reduce such operational risks, including those that can temporarily store and gradually release rainwater to reduce the probability of rivers bursting their banks or the flooding of and damage to houses above floor level.

● The plastic molding and processing business

As far as businesses related to plastic molding and processing are concerned, depending on the conditions of river basins surrounding plants where production takes place, the possibility exists of an increase in the risk of water intake, which may result in an inability to secure an adequate water supply or an increased risk related to wastewater discharge due to stricter laws and regulations. We believe that these risks can be mitigated by recognizing our dependence and impact on water resources in our operating areas, and by continuing to improve water recycling and the quality of wastewater beyond legal requirements. Moreover, we believe that opportunities exist to provide water purification equipment as well as water purification-related technologies and products that make this possible.

Governance

Promotion System for Water-related Risk Issues

As far as water-related risks that may pose a risk to management are concerned, steps are taken to ascertain the magnitude of each risk and to consider as well as implement appropriate countermeasures under the supervision of the Board of Directors.
In similar fashion to other environmental issues, our supervisory and executive systems for reducing the Group's impact on water resources and water-related risks and expanding its contribution to the resolution of issues are based on the Environmental Management Promotion System.
The Board of Directors has made the following final decisions on water-related risk issues.

- Policies and strategies to mitigate dependence and impact on water resources and to increase contributions to resolving challenges.
- The organization's plan to realize societies with abundant access to clean water (transition plan).
- Assessment of the impact of water-related risks on management, and policies for addressing those issues.

Turning to major matters discussed and determined by the Board of Directors, the Sustainability Committee deliberates on policies and strategies in advance, based on conditions surrounding the Group as a whole regarding water-related risks that have been discussed and summarized by the Environmental Subcommittee. In addition, based on the policies, strategies, and transition plans finalized by the Board of Directors, the Environmental Subcommittee discusses specific measures and goal setting while managing progress.

P.035 Environmental Management Promotion System

Risk Management

As far as risk management is concerned, we have established an ERM system that in addition to identifying Group-wide major risks, shares and manages these risks within the Group. Water-related risks are also assessed in an integrated manner, together with other risks that are expected to have a significant impact on management. Risks that affect the Group as a whole and each organization, including water-related risks, are shared and deliberated at the Board of Directors, Sustainability Committee, in-house management meetings, and subcommittee meetings.

Assessment of the Impact on Businesses from Water-related Risks

In FY2020, the first year of the roadmap for 2050, we conducted assessments on the likely impact on business activities from water-related risks at all SEKISUI CHEMICAL Group production sites and research facilities (an update of the FY2013 assessment).
The aims of the assessment were (1) to understand the water-related issues (external factors) in

the regions where each business site is located, and (2) to identify the business sites with a large business or environmental impact from water-related risks.
In identifying local water-related issues, we utilized assessment results drawn from Aqueduct Water Risk Atlas 3.0, a tool for assessing water-related risks, created by the World Resources Institute (WRI), an International Environmental NGO, as well as responses to the water use survey from each business site. Based on this information, we conducted an assessment in line with the Guidelines for Setting Water Targets for Companies* issued by the CEO Water Mandate, and selected five business sites where addressing water-related risks should be prioritized. Over FY2023 to FY2025, we formulated and advanced concrete initiatives to minimize the business impact at these five sites.
* Setting Site Water Targets Informed By Catchment Context : A Guide For Companies

In addition, in FY2025, five years on from the previous assessment (FY2020), we updated the water-related risk assessment for production sites and research facilities in Japan. In FY2026, we plan to extend the assessment to production sites outside Japan and complete the update of the water-related risk assessment across all sites globally.
In updating the assessment, we took into account changes in the social environment since FY2020 and reorganized our vision and our approach to assessment. On that basis, and taking into account the latest situation at each site, we reset our targets and the content of our initiatives.
In the FY2020 assessment, we set individual targets for sites with high water-related risks and advanced our response, but the other sites had no clear targets. In this assessment, we reviewed this approach and set targets suited to the function and actual situation of each site, covering all production sites and research institutes in Japan. We plan to set targets for sites outside Japan in the same way, putting in place a structure for advancing efforts on water-related risks across the entire Group.
As in FY2020, the water-related risk assessment was conducted from two perspectives, environmental impact and business impact, but this time we newly assessed the business impact by converting it into a monetary amount. This made it possible to quantitatively grasp the scale of the water-related risks each site faces and to consider and advance measures according to the estimated amount of impact. We have also set a target of continuously reducing the amount of business impact across the entire Company.
In this assessment, we used the WRI Aqueduct Water Risk Atlas 4.0 to understand global water stress, focusing on water resources and drought risk. For water quality risk, biodiversity, and regulatory and reputational risk, we used the Water Risk Filter ver. 2.0 of the World Wide Fund for Nature (WWF), an International Environmental NGO, which allows assessment based on river basin characteristics. Furthermore, for region-specific disaster risks such as flooding at sites in Japan, we checked the current situation using the Overlay Hazard Map of the Ministry of Land, Infrastructure, Transport and Tourism, and also used the WRI Aqueduct Floods to assess flood impact looking ahead to the future (2050). By using these tools selectively according to purpose, we conduct a multifaceted water-related risk assessment covering both the present and the future, from the perspectives of both environmental impact and business impact. We also conducted follow-up surveys of each business site on its water use and the status of its initiatives, and reflected the responses in the assessment.

Indicators and Targets

Water-related Risk Targets

Aim: Preservation of water resources

Indicator 1. Reduction rate of water intake volume at production sites which use large quantities of water

Current Medium-term Targets (2023-2025): -10% (compared with FY2016)
FY2025 Results: -5.9% (compared with FY2016)
2030 Target: —
2050 Target: —

* Production sites which use large quantities of water: In FY2018, two sites were selected whose water intake accounts for 15% or more of the total water intake of all production sites globally. Combined water intake share of these two sites: 38.9% in FY2025.

Indicator 2. Reduction rate of total COD volume of river discharge water at production sites with high COD emission volumes

Current Medium-term Targets (2023-2025): -10% (compared with FY2016)
FY2025 Results: -21.8% (compared with FY2016)
2030 Target: —
2050 Target: —

* Production sites with high COD emission volumes: In FY2018, four sites were selected whose COD emissions account for 10% or more of the total COD emissions of production sites in Japan.

Indicator 3. Minimizing water-related risks

Current Medium-term Targets (2023-2025):
Implementation of initiatives to minimize the business impact of water-related risks specific to five sites in Japan and overseas
FY2025 Results: initiatives implemented at four sites
2030 Target: —
2050 Target: —

P.076 Examples of Initiatives to Minimize Water-related Risks and Criteria for Judging Minimization

Major Initiatives

Impact of Water-related Risks on the Supply Chain

The main suppliers that consume large quantities of fresh water during their manufacturing processes of raw materials for the Group are as follows:
· Manufacturers of steel products used in the housing business, and
· Manufacturers of synthetic resins used in the plastics business.
For synthetic resin manufacturers, since FY2023 we have used surveys to confirm their policies, target-setting, and the status of their initiatives on environmental issues centered on water-related risks and biodiversity, and we are advancing our understanding of the risks. In addition, to organize and reduce the risks identified, we hold dialogue with suppliers as part of understanding the current situation with future environmental due diligence in mind.
We are also working to raise risk awareness on both the Group's and suppliers' sides and to advance risk reduction by sharing risk avoidance measures and good practices.
We continuously monitor all of these suppliers based on the SEKISUI Environmental Sustainability Index. Specifically, we quantitatively grasp the environmental impact of pollutants in the wastewater generated when raw materials are manufactured as an impact on natural capital.
We also evaluate environmental contributions by reducing the impact on the water environment in the Group's business activities and expanding products and services that contribute to the improvement and maintenance of the water environment as a return to natural capital.
Furthermore, since FY2020, we have continued to gain a better understanding of water-related risks in our product supply chains, as well as the impact of reducing water-related risks through our products on returns to natural and social capital.

P.041 **Integrated index: SEKISUI Environmental Sustainability Index**

Contributing to the Reduction of the Water-related Risks through Our Businesses

SEKISUI CHEMICAL Group is engaged in water infrastructure-related businesses, including water supply, storage, and drainage. Specifically, we provide technologies and products that help improve the quality of water drainage, such as water treatment systems and sewage pipes. We also contribute to society by building resilient and disaster-resistant water infrastructure.
For example, one of our products, Cross-Wave*, is being marketed in Japan, India, China, Taiwan, and other ASEAN countries, to reduce water-related risks by helping to prevent chronic water shortages, promoting the greening of urban areas and recycling rainwater as a disaster prevention measure, and minimizing the damage caused by floods.
With the goal of not only reducing damage from the ever-increasing number of disasters brought on by climate change, but also promoting disaster mitigation in support of recovery efforts after a disaster, we are offering peace of mind to our housing customers' lifestyles as well as increasing the value thereof by recommending, for example, the installation of a drinking water storage system that uses water infrastructure piping.

* Cross-Wave: Rainwater storage system. A molded product made from recycled plastic that is used to store rainwater by burying it underground to form a space. It regulates the amount of rainwater flowing into sewer systems and rivers during heavy rains, making it possible to recycle rainwater.

Reducing Water-related Risks at Business Sites with High Water Intake and Discharge Volumes

SEKISUI CHEMICAL Group draws the water that it needs for its business from public water systems, industrial water systems, groundwater, and surrounding rivers. Recognizing that water is a valuable resource shared by the community, we are working to reuse and reduce the amount of water consumed through various means, including the recycling of cooling water.

Reducing Water Intake and the Chemical Oxygen Demand (COD) of Discharged Water

At production sites which use large quantities of water, water intake volume decreased 5.9% in FY2025 compared with the base FY2016. This is the result of the accumulated efforts at each business site, which advanced measures such as expanding the use of recycled water and introducing automatic control of water intake from rivers through capital investment.
The COD impact of river discharge water at production sites with large COD emission volumes in FY2025 decreased 21.8% compared with the base FY2016.

Examples of Capex Using the Environmental Contribution Investment Incentive Program

Base year: 2016

	Site	Reduction strategy
Reduction in water intake volume	Japan Site A	Introduction of filtration equipment allowing the reuse of recycled wastewater as a coolant. Strengthen management and promote visualization of water use at the facility.
	Japan Site B	Automation of industrial water intake adjustment

Examples of Initiatives to Minimize Water-related Risks and Criteria for Judging Minimization

Business site		Business impact to be minimized	Example of initiative	Criterion for judging minimization	FY2025 Result
Japan	1	**Risk of reduced production or suspended operations due to drought**	Reuse of wastewater as production process water	Expansion (compared with FY2022)	+8.7t/hr
Japan	2	**Pressure on sales from wastewater treatment costs**	Keep wastewater treatment costs from rising · Renovation of wastewater treatment equipment (optimizing treatment capacity) · Improvement of wastewater treatment capacity (introduction of a process in which microorganisms suited to treating persistent components become the dominant species) · Improved production efficiency through consolidated production (reducing water use and wastewater volume) · Use of sludge volume-reduction agents	Wastewater treatment costs at 1.0% or less of net sales	1.3%
Overseas	3	**Pressure on sales from wastewater treatment costs**	To prevent an increase in wastewater treatment costs, study whether to introduce hydrochloric acid waste fluid treatment equipment (confirming whether it is effective)	Complete the study on whether to introduce hydrochloric acid waste fluid treatment equipment (confirming whether it is effective)	Study completed. Decided to introduce hydrochloric acid waste fluid treatment equipment (installed in November 2025).
Overseas	4	**Pressure on sales from water bills**	Keep water bills from rising · Monthly monitoring of water use / checking for water leaks	Water charges at 1.0% or less of net sales	0.9%

Wastewater treatment equipment at Business Site 2 in Japan

Water Recycling

In order to reduce the amount of water it draws from water sources, SEKISUI CHEMICAL Group is promoting the reuse of water in its production processes. Each production site of the UIEP and HPP companies recycles large volumes of cooling water for reuse in the production process. In FY2025, approximately 155 million m³ of recycled water was used at production sites in Japan and overseas.
In Hasuda City, where the Musashi Plant is located, wastewater purified in accordance with environmental standards is used as the main source of water for Kurohama Pond, which is designated as a nature conservation area by Saitama Prefecture.

WEB **Details about Kurohama Pond (Musashi Plant Environment Report 2025)**
https://www.sekisui.co.jp/musashi/assets/pdf/2025_site_report.pdf (In Japanese only)

Performance Data

* In line with a change in the control of certain businesses in the UIEP and HPP companies implemented from October 2022, the data for FY2022 of both companies is collated as if the change in control had been initiated from the beginning of FY2022.

Water Intake Volume at Production Sites / Japan

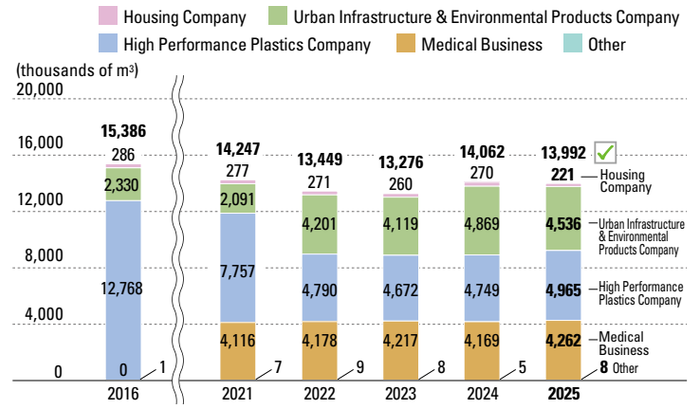

Wastewater Discharge at Production Sites / Japan

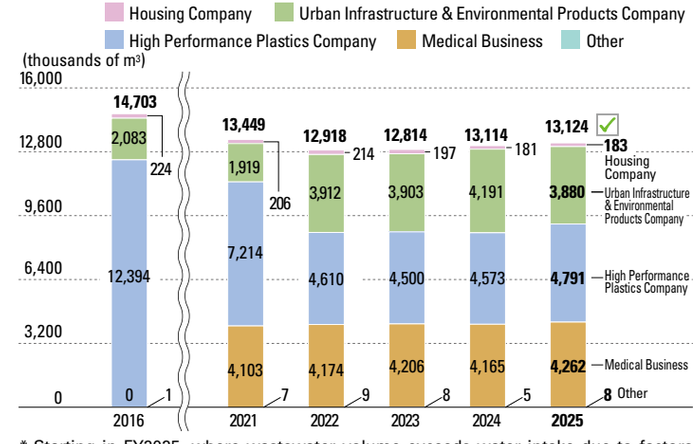

* Starting in FY2025, where wastewater volume exceeds water intake due to factors such as rainfall, the wastewater volume is adjusted to equal the water intake. Note that the total drainage volume when the FY2024 data is adjusted under the same conditions is 13,110 thousand m³.

Water Intake Volume at Production Sites / Overseas

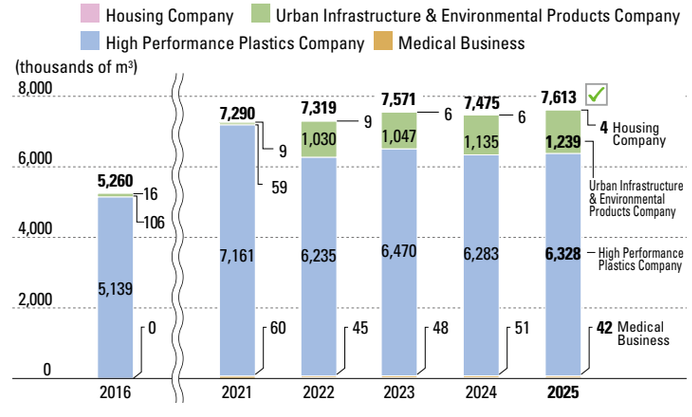

Wastewater Discharge at Production Sites / Overseas

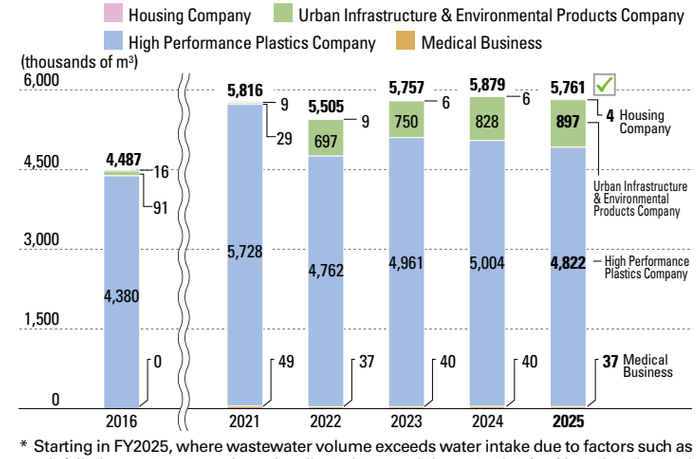

* Starting in FY2025, where wastewater volume exceeds water intake due to factors such as rainfall, the wastewater volume is adjusted to equal the water intake. Note that the total drainage volume when the FY2024 data is adjusted under the same conditions is 5,879 thousand m³.

Water Consumption at Production Sites / Japan

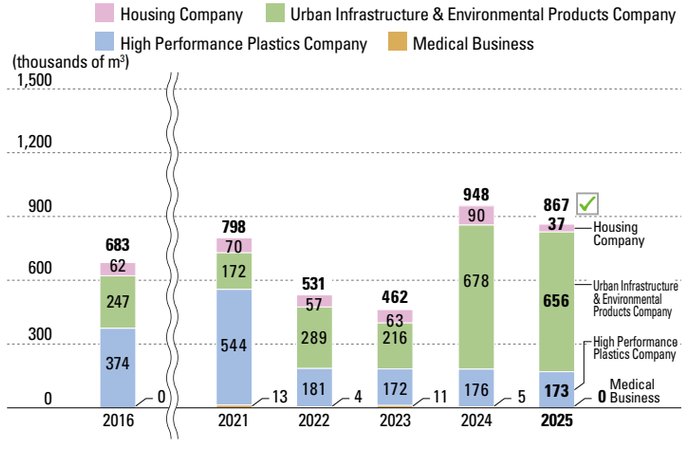

* Starting in FY2025, where wastewater volume exceeds water intake due to factors such as rainfall, the wastewater volume is adjusted to equal the water intake. Note that the total water consumption when the FY2024 data is adjusted under the same conditions is 952 thousand m³.

Water Consumption at Production Sites / Overseas

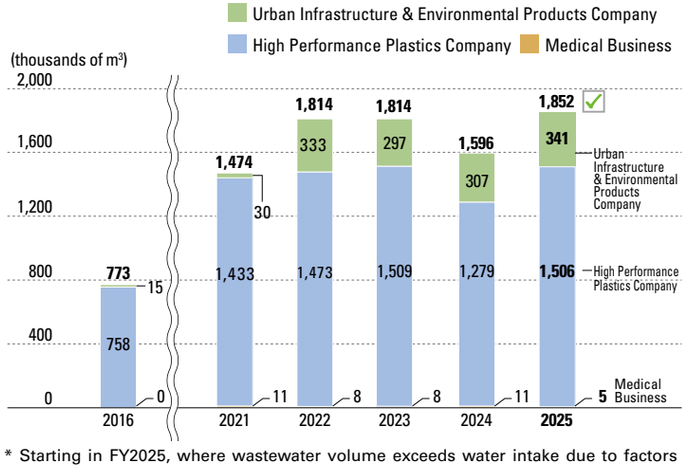

* Starting in FY2025, where wastewater volume exceeds water intake due to factors such as rainfall, the wastewater volume is adjusted to equal the water intake. Note that the total water consumption when the FY2024 data is adjusted under the same conditions is 1,596 thousand m³.

Water Intake Volume at Production Sites by Water Source

(Unit: thousands of m³)

Water source	Regions	All regions						Areas in regions with water stress					
		2016	2021	2022	2023	2024	2025	2016	2021	2022	2023	2024	2025
Surface water	Japan	696	185	18	25	0	0	0	0	0	0	0	0
	China	0	0	0	0	0	0	0	0	0	0	0	0
	Asia / Oceania	0	0	0	0	0	0	0	0	0	0	0	0
	Europe	0	0	0	0	0	0	0	0	0	0	0	0
	North and Central America	0	0	0	0	0	0	0	0	0	0	0	0
	Total	696	185	18	25	0	0	0	0	0	0	0	0
Ground water	Japan	2,604	2,238	2,232	2,041	1,915	1,844	0	0	0	0	0	0
	China	0	0	0	0	0	0	0	0	0	0	0	0
	Asia / Oceania	103	132	125	116	109	105	25	24	29	116	109	105
	Europe	0	0	0	0	0	0	0	0	0	0	0	0
	North and Central America	4	5	21	12	80	25	0	0	0	8	78	25
	Total	2,710	2,375	2,378	2,169	2,104	1,974	25	24	29	125	187	131
Seawater	Japan	0	0	0	0	0	0	0	0	0	0	0	0
	China	0	0	0	0	0	0	0	0	0	0	0	0
	Asia / Oceania	0	0	0	0	0	0	0	0	0	0	0	0
	Europe	0	0	0	0	0	0	0	0	0	0	0	0
	North and Central America	0	0	0	0	0	0	0	0	0	0	0	0
	Total	0	0	0	0	0	0	0	0	0	0	0	0
Third-party water*	Japan	12,086	11,824	11,199	11,210	12,147	12,148	0	0	0	0	0	0
	China	273	243	226	213	168	116	236	235	222	204	168	116
	Asia / Oceania	896	1,087	1,146	1,194	1,299	1,390	18	42	58	1,162	1,277	1,372
	Europe	1,943	2,527	2,603	2,705	2,873	2,935	1,857	2,444	2,527	2,679	2,843	2,905
	North and Central America	2,042	3,297	3,198	3,331	2,945	3,042	10	121	132	1,920	1,561	1,664
	Total	17,241	18,977	18,372	18,653	19,433	19,631	2,121	2,842	2,938	5,965	5,850	6,056
Total volume of water withdrawn	Japan	15,386	14,247	13,449	13,276	14,062	13,992	0	0	0	0	0	0
	China	273	243	226	213	168	116	236	235	222	204	168	116
	Asia / Oceania	999	1,219	1,271	1,310	1,408	1,495	44	65	86	1,279	1,387	1,477
	Europe	1,943	2,527	2,603	2,705	2,873	2,935	1,857	2,444	2,527	2,679	2,843	2,905
	North and Central America	2,046	3,301	3,219	3,343	3,025	3,067	10	121	132	1,928	1,639	1,689
	Total	20,646	21,537	20,768	20,847	21,537	21,605	2,146	2,866	2,967	6,090	6,037	6,187

* Third-party water: Water withdrawn from local government water suppliers (public water supply and industrial water supply)
* Share of water intake in regions where Baseline Water Stress is High or Extremely High, relative to total water intake: 28.6%

Wastewater Discharge at Production Sites by Discharge Destination

(Unit: thousands of m³)

Discharge destination	Regions	All regions						Areas in regions with water stress					
		2016	2021	2022	2023	2024	2025	2016	2021	2022	2023	2024	2025
Surface water	Japan	11,219	10,623	10,183	9,998	9,808	10,029	0	0	0	0	0	0
	China	0	0	0	0	0	0	0	0	0	0	0	0
	Asia / Oceania	22	13	16	15	21	18	2	1	2	15	21	18
	Europe	0	0	0	0	0	0	0	0	0	0	0	0
	North and Central America	0	0	0	0	0	0	0	0	0	0	0	0
	Total	11,241	10,636	10,199	10,012	9,829	10,048	2	1	2	15	21	18
Ground water	Japan	0	0	0	0	0	0	0	0	0	0	0	0
	China	0	0	0	0	0	0	0	0	0	0	0	0
	Asia / Oceania	0	0	0	0	0	0	0	0	0	0	0	0
	Europe	0	0	0	0	0	0	0	0	0	0	0	0
	North and Central America	0	0	0	0	0	0	0	0	0	0	0	0
	Total	0	0	0	0	0	0	0	0	0	0	0	0
Seawater	Japan	2,892	2,205	2,149	2,303	2,776	2,555	0	0	0	0	0	0
	China	0	0	0	0	0	0	0	0	0	0	0	0
	Asia / Oceania	0	0	0	0	0	0	0	0	0	0	0	0
	Europe	0	0	0	0	0	0	0	0	0	0	0	0
	North and Central America	0	0	0	0	0	0	0	0	0	0	0	0
	Total	2,892	2,205	2,149	2,303	2,776	2,555	0	0	0	0	0	0
Third-party water*	Japan	591	622	586	513	530	541	0	0	0	0	0	0
	China	272	233	218	205	161	71	235	226	214	198	161	71
	Asia / Oceania	679	881	860	908	992	1,043	26	37	36	888	980	1,032
	Europe	1,930	2,511	2,592	2,696	2,859	2,912	1,857	2,439	2,521	2,674	2,833	2,885
	North and Central America	1,585	2,177	1,819	1,934	1,847	1,716	9	62	73	704	605	586
	Total	5,057	6,424	6,075	6,256	6,388	6,283	2,127	2,764	2,844	4,464	4,579	4,575
Total volume of wastewater	Japan	14,703	13,449	12,918	12,814	13,114	13,124	0	0	0	0	0	0
	China	272	233	218	205	161	71	235	226	214	198	161	71
	Asia / Oceania	701	895	876	922	1,012	1,062	29	38	38	902	1,000	1,051
	Europe	1,930	2,511	2,592	2,696	2,859	2,912	1,857	2,439	2,521	2,674	2,833	2,885
	North and Central America	1,585	2,177	1,819	1,934	1,847	1,716	9	62	73	704	605	586
	Total	19,190	19,265	18,423	18,571	18,993	18,885 ✓	2,129	2,765	2,846	4,478	4,600	4,593

* Third-party water: Wastewater (sewer systems) discharged to wastewater treatment facilities operated by local governments, etc.
* Starting in FY2025, where wastewater volume exceeds water intake due to factors such as rainfall, the wastewater volume is adjusted to equal the water intake. In addition, the total wastewater volume for all regions when the FY2024 data is adjusted under the same conditions is 18,989 thousand m³. Furthermore, the total wastewater volume in regions with water stress is 4,600 thousand m³.

Water Consumption at Production Sites

(Unit: thousands of m³)

Regions	All regions						Areas in regions with water stress					
	2016	2021	2022	2023	2024	2025	2016	2021	2022	2023	2024	2025
Japan	683	798	531	462	948	867	0	0	0	0	0	0
China	1	9	8	8	7	44	1	9	8	6	7	44
Asia / Oceania	298	324	395	388	396	433	15	27	48	376	386	427
Europe	13	16	11	9	15	24	0	6	6	5	10	19
North and Central America	461	1,125	1,400	1,409	1,178	1,351	1	59	59	1,225	1,034	1,103
Total	1,456	2,272	2,345	2,276	2,544	2,720 ✓	17	101	121	1,612	1,437	1,594

* Starting in FY2025, where wastewater volume exceeds water intake due to factors such as rainfall, the wastewater volume is adjusted to equal the water intake. Note that the total water consumption for all regions when the FY2024 data is adjusted under the same conditions is 2,548 thousand m³. In addition, the total water consumption in regions with water stress is 1,437 thousand m³.
* Share of water consumption in regions where Baseline Water Stress is High or Extremely High, relative to total water consumption: 58.6%

Indicator	Calculation Method
Water intake volume	Water intake volume = Total water intake volume = (The sum of water intake from surface water, ground water, seawater, and third-party water)
Wastewater discharge	Wastewater discharge = Total wastewater discharge = (The sum of wastewater discharged to surface water, ground water, seawater, and third-party wastewater) (Including some figures that are based on estimates)
Water consumption	Water consumption = Water intake volume - wastewater discharge
Areas in regions with water stress	Areas where Baseline Water Stress is ranked as High or Extremely High under the WRI Aqueduct™ Water Risk Atlas (Aqueduct 4.0) Evaluation System

COD Discharge / Japan

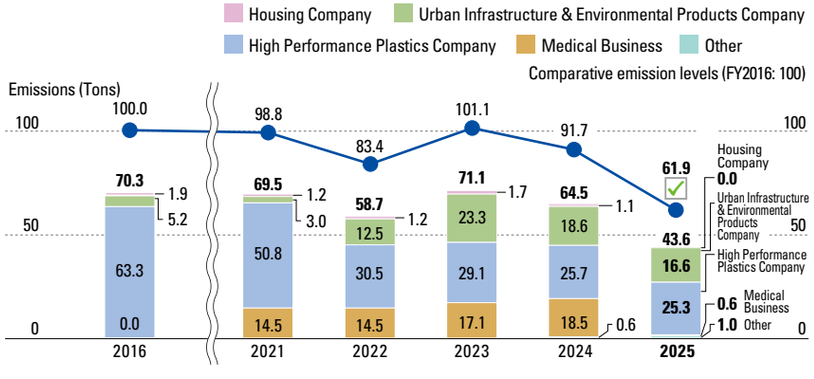

Indicator	Calculation Method
COD Discharge	Discharge = Σ[COD concentration (annual average of measured values) × Wastewater discharge volume]

* Scope of aggregation for FY2025: Production sites and research facilities in Japan that are required to conduct regular measurement under laws, ordinances, and agreements (11 sites). Where measurement is required, the site is included in the aggregation regardless of whether the discharge destination is the sea, a river, a sewer system, or elsewhere.
* Up to FY2024, voluntarily measured values are also included. When the FY2024 data is adjusted under the same conditions as FY2025, the COD emissions will be 45.7 tons.

Addressing Biodiversity

Strategy (Stance, Approach, Risks and Opportunities)

Reducing the Impact of Corporate Activities on Biodiversity

The business activities of the SEKISUI CHEMICAL Group benefit greatly from biodiversity, which is shaped by nature's wisdom and includes elements such as a healthy balance of species, ecosystem services, and ecosystem hierarchies. At the same time, these activities depend on biodiversity and also affect the condition of biodiversity. Based on this recognition, we regard nature as a valuable asset, or natural capital, and work to gain an understanding on the impact of its use. Accordingly, we will implement measures, including product development, market expansion, and corporate activities that reduce any negative impact while increasing positive impacts on natural capital.
We will promote the efficient use of limited resources and energy, and strive to reduce the environmental impact caused by greenhouse gases and hazardous chemical substances while preventing pollution. At the same time, we will endeavor to improve product functions and services so that our customers who use our products can contribute to the conservation of biodiversity.
We will also collaborate with various stakeholders to make returns that have a more positive impact on natural capital than the natural capital we use through various environmentally conscious endeavors and contributions across our business activities and environmental conservation activities around the world. Through such efforts, we will pursue biodiversity conservation and restoration toward achieving a nature-positive* outcome.

* Nature positivity: To prevent damage to biodiversity on a global scale and to increase natural capital in a positive manner.

Our approach to land use

As a rule, the Group does not convert land through use, development, or similar means in the vicinity of protected areas (World Natural Heritage sites, IUCN Categories I, II, and III, and Ramsar sites). We will grasp the impact of our business activities on biodiversity across the entire global value chain and, in areas judged important from a biodiversity perspective, work to review the activities, minimization, restoration, and offsetting (compensation).

WEB **Biodiversity Policy, Biodiversity Action Guidelines**
https://www.sekisuichemical.com/sustainability_report/basic_policies/#anc-P02

Biodiversity Conservation Initiatives based on the SEKISUI Environment Sustainability Vision 2050

In order to contribute to the realization of an earth with maintained biodiversity, SEKISUI CHEMICAL Group engages in activities based on its Long-term Environmental Management Vision, SEKISUI Environment Sustainability Vision 2050.
As stated in the SDGs, natural and social environmental issues are interconnected, and in order to solve a single issue, we must remain conscious of multiple issues while working to find solutions. Going forward, the Group aims to enhance partnerships with stakeholders and further develop our initiatives to address not only environmental issues, but also social challenges. By doing so, we will contribute to realizing returns on both natural and social capital, through which we hope to achieve a nature-positive earth.
With this in mind, we have drawn up the following grand design of initiatives that we will prioritize by 2050.

Biodiversity Grand Design

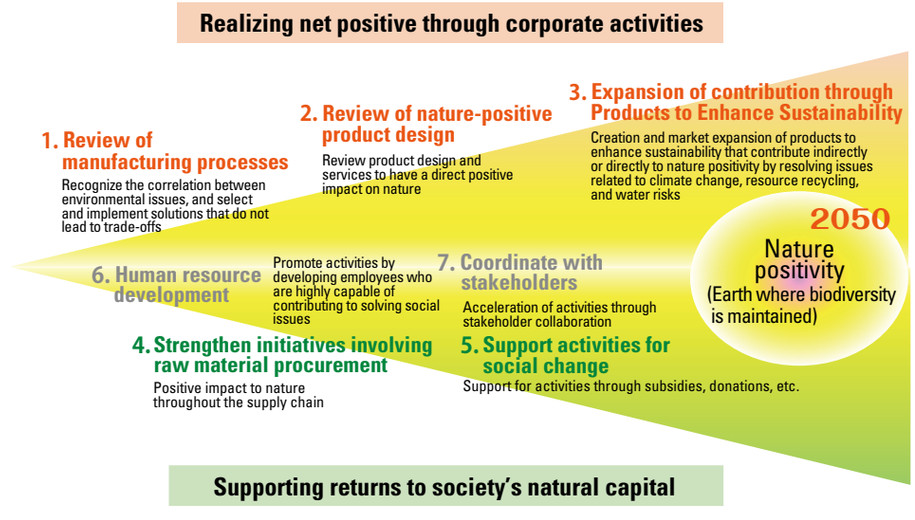

In order to achieve nature positivity and an earth with maintained biodiversity in 2050, the Group will undertake the following initiatives and contribute to the return of natural capital through corporate activities.

1. Review manufacturing processes
2. Review nature-positive product designs
3. Increase the degree of contribution through Products to Enhance Sustainability

In addition, we will implement the following initiatives to help support returns to natural capital by society.

4. Strengthen initiatives involving raw material procurement
5. Support activities for social change

Moreover, we will undertake the following initiatives to accelerate both the return on natural capital through corporate activities and the return to natural capital by society.

6. Develop human resources
7. Collaborate with stakeholders

P.027 **Our Direction for 2050 on Environmental Issues**

P.041 **Integrated index: SEKISUI Environmental Sustainability Index**

Risks and Opportunities

To identify risks and opportunities related to biodiversity, the Group has developed four social scenarios based on two axes: changes in social structure (regional dispersion versus urban concentration) and the level of progression of climate change (below 1.5°C vs. 4°C or higher). We have examined the impact from a nature perspective on each social scenario and analyzed the risks and opportunities that arise under these impacts.
As a result, we have identified the following as important risks to the Group's biodiversity.

1. Risk of biodiversity impairment with respect to timber raw materials at the procurement stage in the Housing Business

[Ecosystem impact] Concerns surrounding the negative impact of deforestation on biodiversity
[Company impact] Reputational and procurement risks

2. Risk of biodiversity impairment in the event of the illegal dumping of a product on marine ecosystems at the disposal stage after use in the Plastic Molding and Processing Business

[Ecosystem impact] Impact of illegal dumping on marine ecosystems
[Company impact] Possible reputational risk

3. Risk of biodiversity impairment due to foundation work that entails the modification of land at the time of reclamation in the Town and Community Development Business

[Ecosystem impact] Risk of fragmentation of the habitats of living creatures when fostering town and community development
[Company impact] Risk that habitat fragmentation may reduce the attractiveness and sustainability of urban environments coupled with possible reputational risk

4. Risk of water-related disasters in Southeast Asia due to the impact of climate change on the manufacture and operation of our own and customers' plants

[Ecosystem impact] Disasters destroy ecological balance
[Company impact] Physical risks

In addition, we analyzed the identified risks using the locate, evaluate, assess, and prepare (LEAP) method. Based on the results, we are advancing the following initiatives in a bid to convert risks into opportunities.

1. By procuring from sustainable forests, we are working to avoid risks and ensure a stable supply of housing with a durability of 60 years or more. We recognize that in gaining the understanding and trust of customers, we will be better placed to expand opportunities for housing sales.
2. We are endeavoring to develop a resource recycling system that prevents illegal dumping of molded plastic products at the time of disposal, and are focusing on the following two activities. We are promoting activities to enhance the value of resource recycling by participating in various initiatives. In addition, we are examining recycling methods for products after use and working to establish systems and frameworks for product collection in cooperation with other companies.
3. In order to prevent the fragmentation of the habitats of living creatures across regions, we are strengthening ecosystem bridges by raising the environmental awareness of local residents through the planting of endemic species and awareness-raising activities. As a result of these efforts, we obtained ABINC-ADVANCE certification for Asaka Lead Town, a model for the Group's Town and Community Development Business. This has allowed us to turn risk into opportunity, as the ecological considerations have helped enhance the attractiveness of the town.
4. We are expanding businesses that strengthen water infrastructure in the Asian region thereby reducing risks and generating opportunities.

Past and Future Biodiversity Initiatives

SEKISUI CHEMICAL Group has promoted the following initiatives to address biodiversity.

Assessment and reduction of the impact of business activities on biodiversity

- Improving the quality of green spaces at production sites using a "JBIB Land Use Score Card"
- Greening of business sites (promoting landscaping and biotope development)
- Protection of endangered species and elimination of invasive species at production sites
- Promoting biodiversity-conscious purchasing

Development and promotion of technologies and products

- Incorporating biodiversity assessments into the product development process
- Developing and evaluating assessment methods and reducing impact

Raising employee awareness

- Conducting nature conservation activities at business sites

Dialogue and collaboration with external stakeholders

- Supporting innovation inspired by nature, and holding periodic forums
- Supporting NPOs and other organizations through the Japan Business Federation (Keidanren)

Transmission of information

- Providing education to the next generation (children's nature study course, school visits)
- Publishing sustainability reports, and posting information on the Company's websites

Under the current Medium-term Management Plan, we are advancing our existing initiatives to resolve environmental issues, while taking into consideration biodiversity (natural capital). Going forward, we will improve the accuracy of our understanding of biodiversity impacts, mitigate negative effects when identified, and pursue measures that lead to nature-positive outcomes to enhance the effectiveness of our initiatives. To this end, we will also work to expand the indicators used to accurately grasp current conditions.

Biodiversity Initiatives in the Current Medium-term Management Plan

		Recognize impact and dependence		Reduce negative impacts		Increase the positive impact	
		Item	Examples of Indicator	Item	Examples of Indicator	Item	Examples of Indicator
Achieve net positive through natural capital throughout the product life cycle	Products to Enhance Sustainability	・Understanding current situation and identifying important aspects by analyzing the impact of products on natural capital (LCA method, etc.) ・Raising awareness during product registration	・Reduction contribution ・Rate of return —	・Consideration of product design and services to reduce negative impact on product life cycle (confirmation at registration and holding study sessions)	—	Creation and market expansion of products to enhance sustainability that contribute indirectly or directly to nature positive by resolving issues related to climate change, resource recycling, and water risks.	—
	Manufacturing Process	・Understanding ecosystem impacts related to water use	—	・Considering solutions that do not involve trade-offs in order to solve each environmental issue	・Management indicators for each issue	・Expanding the positive impact of green space on the premises by utilizing the results of the "JBIB Land Use Score Card"	・Points of "JBIB Land Use Score Card"
		・Grasping the impact of land of production sites by utilizing the "JBIB Land Use Score Card" (expanding target areas)	・Area ・Number of business sites	・Reducing water risks in production facilities ・Promoting the use of chemical substances with only small impact on the ecosystem and suppressing the release of chemical substances ・Promoting resource recycling of plastic products	—		
	Human Resource Development	Improve ability to contribute to solving social issues through educational and SDGs contribution activities	Examples of Indicator	・Awareness of SDGs No.14 and No.15 ・Level of ability to contribute to solving social issues, number of human resources			
Supporting Net Positive in Social	Procurement of Raw Materials	・Understanding raw material risks through CSR/timber procurement questionnaires in procurement	・Risk score	・Strengthening sustainable procurement (emphasis on certification and due diligence) Especially for timber, traceability needs to be understood and sustainable procurement is pursued	—	—	—
	Social Transformation	—	—	—	—	・Continuation of research grants (manufacturing that learns from nature)	・Cumulative number of grants
						・Mangrove planting in Thailand	・Area ・CO_2 fixation ・Job creation value
						・Corporate collaboration activities based on the 30by30 initiative	—

Governance

Promotion System for Biodiversity Issues

As far as biodiversity issues that may pose a risk to management are concerned, steps are taken to ascertain the magnitude of each risk and to consider as well as implement appropriate countermeasures under the supervision of the Board of Directors.
In similar fashion to other environmental issues, our supervisory and executive systems for reducing the Group's impact on biodiversity issues and expanding its contribution to the resolution of issues are based on the Environmental Management Promotion System.
When new land is acquired, for example through large-scale land development, such as when constructing our own factories, or through M&As, we carry out environmental assessments of the impact that our business may have on the atmosphere, water areas, soil, etc. During these environmental impact assessments, we also verify any impact with regard to biodiversity.

P.035 Environmental Management Promotion System

Risk Management

As far as risk management is concerned, we have established an ERM system that in addition to identifying Group-wide major risks, shares and manages these risks within the Group. Risks related to biodiversity issues are also assessed in an integrated manner, together with other risks that are expected to have a significant impact on management. Risks that affect the Group as a whole and each organization, including such environmental issues as biodiversity, are shared and deliberated at the Board of Directors, Sustainability Committee, in-house management meetings, and subcommittee meetings.

Assessment of Impact on Biodiversity (Natural Capital)

Under SEKISUI Environment Sustainability Vision 2050, SEKISUI CHEMICAL Group is working to realize an earth with maintained biodiversity. To that end, we are promoting initiatives that utilize the net-positive approach toward ecosystems.
We use the SEKISUI Environmental Sustainability Index as an integrated indicator to confirm the degree of progress toward realizing our environmental vision. As a result, we calculate the rate of return on natural and social capital, which we consider an assessment of the degree of impact on biodiversity as a whole.
Going forward, as a breakdown of this calculation, we will also identify and monitor the impact on two aspects: plant biomass (primary production of plants) and biodiversity (species extinction rate).
We have long been aware that the use of raw materials, emission of chemical substances, and disposal of products sold have a significant impact on biodiversity in our business activities.
Due to the greater understanding of the unique effects of these chemical substances in recent years as part of LCA databases used to monitor impact, the impact per unit amount of chemical substances has been increasing.
In light of this, we are updating the databases we use, reconfirming the benchmark, and expanding returns starting with the current Medium-term Management Plan.
SEKISUI CHEMICAL Group confirms the return rates of both plants (primary production of plants) and biodiversity (extinction rate of living species). The data in each case is used as a confirmation indicator to enable the Group to have a direct positive impact. The following table outlines trends in the aforementioned. Although the return rate in each case remains below 100%, we will promote corporate activities that move steadily toward nature positivity by addressing such environmental issues as climate change and resource recycling.

Trends in Return Rates to Biodiversity and Plant Biomass (Unit: %)

	2017	2018	2019	2020	2021	2022	2023	2024	2025
Biodiversity aspects	38.3	39.4	43.1	40.8	49.7	38.0	30.5	29.6	35.8
Plant biomass aspects	35.0	35.1	34.9	38.2	41.0	67.8	50.4	57.2	70.5

Among the raw materials used by the Group, biomass-derived paper and petroleum-derived materials have a significant impact on biodiversity.
In order to reduce this impact, we recognize the importance of strengthening procurement in a manner that takes into account sustainability with respect to non-fossil resources as stipulated in our resource recycling policy.
With the aim of bolstering the sustainable procurement of raw materials, we have also reviewed items that need to be considered in supplier management. Based on our procurement guidelines, we are engaging in activities with a view to reducing environmental impact and corporate risks in cooperation with suppliers.
Products that contribute significantly to the conservation of biodiversity include those that contribute to the reduced use of minerals, fossils, and forest resources. Products that contribute to resource recycling such as those that reduce energy use during transportation, enhance durability, or involve a shift in raw materials are examples of such efforts. Examples of the former include KYDEX, LLC. products for aircraft and railroads. Examples of the latter include products related to the SPR method for sewage pipe restoration.
Meanwhile, products that contribute significantly to the primary production of plants include products that curb global warming and products that can reduce waste.

Examples of the former are Sekisui Heim's solar panel-equipped houses, and the latter are kraft tapes that enable the use of thinner paper cores than previously possible.
In order to expand these contributions, it is important to develop products and technologies that contribute to decarbonization, and to establish services and technologies that reduce the waste from products sold while promoting recycling. With this in mind, we are working to achieve the aforementioned goals by expanding our lineup of Products to Enhance Sustainability.
Going forward, we will continue to promote manufacturing while examining the direction of these return rates in order to engage in nature-positive corporate activities.

Indicators and Targets

Targets Related to Addressing Biodiversity

● "JBIB Land Use Score Card" Points

Current Medium-term Targets (2023-2025): +3 points over a 3-year period (compared with FY2022)
FY2025 Results: +3.5 points (compared with FY2022)
Next Medium-term Targets (2026-2028): +1 point over a 3-year period (compared with FY2025)
2030 Target: Promote ecosystem consideration* at all business sites
2050 Target: Maintain ecosystem consideration at all business sites

* Ecosystem consideration: Increased quantitative evaluation of biodiversity

Major Initiatives

Continuing support for "learning from nature" manufacturing and holding forums

Since 2002, SEKISUI CHEMICAL Group has provided grants for manufacturing with a focus on learning from nature, while also holding forums to share the results of research work. As an effective approach to manufacturing that is geared toward the resolution of social and environmental issues, we recognize the critical need to learn from nature's wisdom. With this in mind, we are implementing various measures for the development of basic science learned from nature.
While basic science requires time for research and support, we believe that learning from nature's wisdom has the potential to create fundamental innovations that differ from conventional energy-consuming technologies.

By providing these grants to researchers outside the Company, we have supported the development of 342 technologies (cumulative total as of the end of March 2026). Amid efforts to promote development focused on this understanding, the following technologies and product examples have emerged. (See the diagram below.)

Contribution to a next-generation telecommunications society

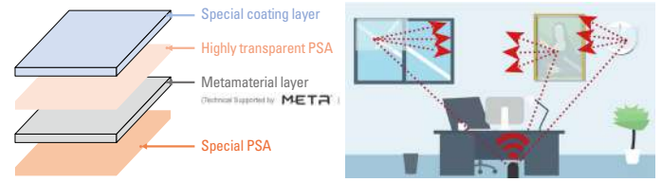

Transparent flexible reflector film developed from studies of the brilliance of morpho butterfly wings

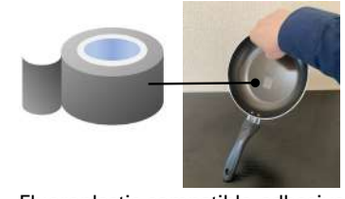

Fluoroplastic-compatible adhesive tape developed from the study of mussel secretions

Contribution to the extension of healthy life expectancy (through measures against viruses and allergens)

Viru-taker and Allerbuster developed from the study of plant-based resins

We will continue to develop nature-positive products and businesses by placing considerable importance on learning from nature's wisdom in our manufacturing activities.

Using Sustainable Raw Materials

About timber: To contribute to the eradication of deforestation and the sustainable use of timber resources, SEKISUI CHEMICAL Group promotes the use of FSC-certified and other legally harvested timber, as well as timber that has been confirmed to be sustainable through direct engagement. In addition, we conduct surveys on commercial distribution with a focus on the logging area, tree species and quantity of timber materials to ensure traceability. For recycled materials, we use timber- and timber-based materials that are already in use in the market, unused thinnings, and branches.
In 2022, we set the target of eliminating deforestation by 2030. As a part of efforts to achieve this target, we revised ourTimber Procurement Policy and put in place SustainableTimber Procurement Guidelines to facilitate procurement in line with this policy. While maintaining our commitment to the legal procurement of timber, we are also promoting initiatives to reduce the impact of deforestation on the human rights of indigenous peoples and the environment.

WEB **Timber procurement policy**
https://www.sekisuichemical.com/sustainability_report/basic_policies/#anc-P08

About genetic resources: Where we procure materials derived from plants, animals, or other sources that contain functional units of heredity, we will confirm whether purchasing transactions are conducted appropriately in line with Access and Benefit-Sharing (ABS). Where we engage in transactions involving genetic resources, we will put in place an appropriate structure as needed to meet international frameworks and relevant laws and regulations.

Initiatives to Improve the Quality of Green Spaces

SEKISUI CHEMICAL Group is implementing initiatives to improve the quality of green spaces at all of its domestic production sites and research facilities.
We are promoting initiatives to improve the quality of the green spaces within our 45 business sites in Japan (total site area: 3,352,000 m^2, total green space area: 861,000 m^2) in an effort to improve the habitats of local flora and fauna, build an ecosystem network that connects local communities and business sites, and revitalize regional cooperation. Utilizing the "JBIB Land Use Score Card", we aimed to improve our score by three points compared with FY2022 during the period of the current Environmental Medium-term Plan (2023-2025).
Under the guidance of the environmental consulting company Regional Environmental Planning, Inc., we engaged in a variety of activities, including the following.

- Planning and implementation of green space design as well as management plans in harmony with the surrounding natural environment
- Sustainable maintenance and management utilizing the natural cycle
- Eradication of invasive species
- Conservation of rare species
- Communication with stakeholders

As a result, our average score for FY2025 improved by 3.5 points compared with FY2022. Under the next Environmental Medium-term Plan (2026-2028), we are aiming to improve our score by one point compared with FY2025.

Plant Surveys and Eradication Activities

Non-native species and species to be conserved: Many non-native species have invaded our surrounding, firmly taking root. Some of these are plants that damage ecosystems, including those that deprive native species of their habitat, and others are plants that are harmful to people.
Under these circumstances, SEKISUI CHEMICAL Group has conducted surveys of exotic and precious plants in and around its 41 plants and offices in cooperation with experts since FY2018.
Based on the results of the survey, we have selected those species to be eradicated and those to be preserved, and have prepared a countermeasure manual that outlines appropriate eradication methods and timing, which we are using while continuing to engage in eradication activities.
In order to create and maintain a better environment within business sites, we recognize the need to manage green spaces with biodiversity in mind, while focusing on non-native species and species conservation (precious species).

Plant survey
(Sekisui Techno Molding Co., Ltd. Tochigi Plant)

Eradicating non-native species
(Taga Plant)

Example of a species to be eradicated
(Windmill palm)

Exploitation of natural resources: The only natural resource the Group uses directly at its sites is water, and we do not use other wild species such as animals or plants (and therefore there are no wild species that have been captured or harvested). As for water, we recognize its impact, conduct risk surveys, and carry out activities at each site to work on reducing risk.

P.073 **Assessment of the Impact on Businesses from Water-related Risks**

Certified as a Nationally Certified Sustainably Managed Natural Site by the Ministry of the Environment under the Act on Promoting Activities to Enhance Regional Biodiversity

Sekisui Medical's Iwate Plant has been certified as a Nationally Certified Sustainably Managed Natural Site by the Ministry of the Environment under the Act on Promoting Activities to Enhance Regional Biodiversity. It is also registered in the international database as an Other Effective area-based Conservation Measures (OECM), which is an area outside protected areas that contributes to biodiversity conservation.
Location: Hachimantai City, Iwate Prefecture Area: 27.8 ha
The following items were highly evaluated by experts, which led to certification.

- A survey revealed that 951 species of flora, fauna, and spring water creatures grew in and inhabited the plant site.
- Among these species, the survey discovered 22 rare species, including Capricornis crispus (special protected species) and Glirulus japonicus (protected species).
- To create an environment that contributes to biodiversity, such as the continuous planting of deciduous broad-leaved trees by employees and the development of spawning grounds for Hynobius lichenatus and Zhangixalus arboreus, efforts were being made to engage in sustainable maintenance and management that leverages natural cycles.

In FY2025, we surveyed the habitat of Asian black bears and implemented various safety measures, including holding training sessions.

For details on the impact on biodiversity at all production sites, please see the TNFD Report.

Panoramic view of Iwate Plant

A Japanese serow, a Special Natural Monument

Trying out bear spray

Collaboration with External Organizations

Corporate organizations that take action with the aim of preserving biodiversity

30by30 Alliance

Organizer ····· Ministry of the Environment
Significance / Objectives ···· Achieve the 30by30 target in Japan
Activities ····· Under the Kunming-Montreal Global Biodiversity Framework, compile and promote necessary measures to halt loss and restore biodiversity by 2030 (nature-positive), including OECM certification.
Our role ····· Express support and aim to accelerate efforts through in-house and corporate collaboration.

Japan Business Initiative for Biodiversity (JBIB)

Significance / Objectives ···· Contribute to the conservation of biodiversity in Japan and overseas
Activities ····· Promote a variety of activities, such as research on biodiversity in collaboration with various companies.
Our role ····· Exchange opinions with companies that promote biodiversity conservation, share case studies while accelerating in-house efforts, and raise awareness of social efforts.

Keidanren Declaration of Biodiversity Initiative

Significance / Objectives ···· Work to realize a sustainable society by building a society in harmony with nature
Activities ····· Voluntarily and proactively address the seven items that make up the Keidanren Declaration for Biodiversity and Guideline (revised version).
Our role ····· Endorse and work to mainstream biodiversity by developing activities in accordance with this spirit and aspiration.

Activities to conserve green spaces

We work together with an environmental consulting firm on environmental conservation activities and development of local environment, such as research on ecosystems at production sites and research facilities, conservation of biodiversity, and eradication of invasive species.

Environmental conservation activities

As part of efforts to develop human resources that contribute to the environment, we are working with local governments, academia, NGOs, NPOs, and other organizations at our bases in Japan and overseas to conduct environmental conservation activities worldwide.

Performance Data

Results from the "JBIB Land Use Score Card"

	FY2025
"JBIB Land Use Score Card"	Up 3.5 points (compared with FY2022)

Indicator	Calculation Method
Points of "JBIB Land Use Score Card"	The "JBIB Land Use Score Card" is an Ikimono Symbiotic Coexistence Enterprise promotion tool that aims to evaluate the degree of contribution to biodiversity of company-owned land.This Score Card serves as a sheet that evaluates the area, quality, and management system of green spaces at each business site on a 100-point scale. The "JBIB Land Use Score Card" is used to evaluate each business site for the fiscal year in question, and to calculate the increase from the number of points compared with FY2022. The indicator is the average point increase across all business sites.

Chemical Substance Management

Strategy (Stance and Approach)

Minimizing Environmental Impact through Proper Control and Reduction of Chemical Substance Emissions

While the chemical substances that SEKISUI CHEMICAL Group is involved in make people's lives more convenient, they can also have harmful effects on the environment and human health. Therefore, we believe that it is an important corporate responsibility to properly manage chemical substances and to consider product safety, occupational safety and health, and environmental impact.
In addition to operating the Product Assessment System for Environmental Impact*1 and the Green Procurement System*2, the Group has set and worked toward its own targets for reducing emissions and the transfer of chemical substances. Moreover, in order to respond to legal and other regulatory revisions, we periodically review the chemical substances that require regulation.

*1 Product Assessment System for Environmental Impact: A system for assessing the environmental impact of products at all stages from raw material procurement through manufacture, use, disposal, and transportation.
*2 Green Procurement System: A system which prioritizes lower levels of environmental impact when procuring raw materials, parts, etc.

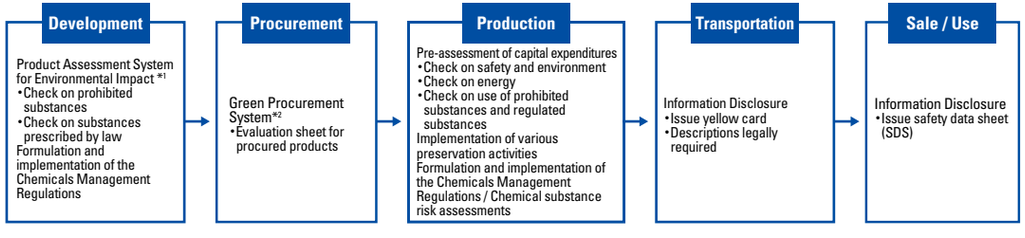

Governance

Promotion System for Chemical Substance Management Issues

In similar fashion to other statutory and regulatory requirements, and as far as the management of chemical substances is concerned, steps are taken to consider and implement appropriate countermeasures under the supervision of the Board of Directors. The Group's supervisory and executive systems are based on the Environmental Management Promotion System for matters related to environmental issues.

P.035 Environmental Management Promotion System

Major Initiatives

Controlling VOC Emissions

In FY2025, VOC emissions in Japan decreased by 14.2% compared with FY2024.

Note: However, due to revisions to the applicable law, the number of substances subject to aggregation has been drastically changed since FY2023.

Preventing Air and Water Pollution

SEKISUI CHEMICAL Group complies with the values stipulated in laws and ordinances for equipment related to exhaust gases and water drainage.

Soil Contamination Countermeasures

We conduct voluntary assessments of soil contamination at all of our production sites. Where contamination is found, we take measures to purify and prevent further contamination, and report the results to the government. In addition, we continuously monitor groundwater to confirm that contamination has not spread.
When land is sold due to the closure of a production site, we undertake steps in accordance with the law. In FY2025, no new measures were required.

Disposal and Storage of Devices Containing PCBs and Management of Equipment That Uses Fluorocarbons

We are progressively disposing of transformers and capacitors that contain PCBs, starting with business sites whose equipment can now be accepted at PCB treatment facilities.
Machines and equipment that contain PCBs in storage are strictly managed through a variety of means. This includes the locking of storage facilities and periodic inspections.
Steps are also being taken to enhance awareness of mandatory requirements regarding equipment that uses fluorocarbons in accordance with Japan's Act on Rational Use and Proper Management of Fluorocarbons (Fluorocarbons Emission Control Act) and to ensure thoroughgoing management including periodic inspection.

Performance Data

Note 1: From FY2019, Medical Business results have been tabulated on a stand-alone basis owing to its separation from the HPP Company. The presentation of Corporate Headquarters results has been reclassified as Other.
Note 2: In line with a change in the control of certain businesses in the UIEP and HPP companies implemented from October 2022, the data for FY2022 of both companies is collated as if the change in control had been initiated from the beginning of FY2022.
Note 3: Figures are tabulated based on the review of designated chemicals under the PRTR Law, which was revised in FY2023. However, the data for FY2022 and earlier has not been retroactively revised.

Amount of Chemical Substance Emission and Transfer (PRTR Law) / Japan

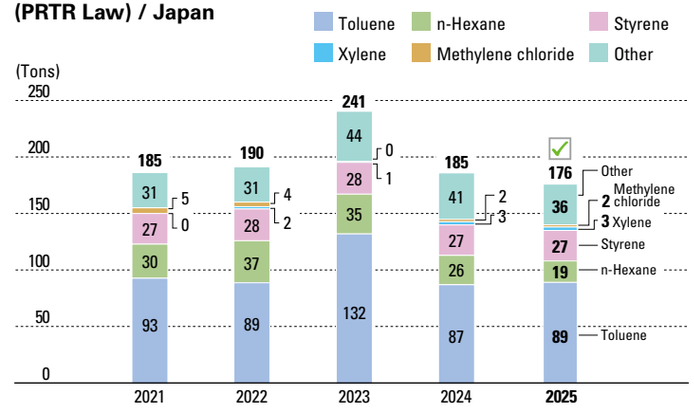

Note: Despite a change in the substances covered following revisions to the law in 2023, past data has not been retroactively adjusted.

Indicator	Calculation Method
Chemical Substance Emissions / Transfer of Chemical Substances	Amount of emissions / transfer of chemical substances subject to regulation by the PRTR Law: Amount of emissions = Amount of emissions into the air + Amount of emissions into public waters + Amount of emissions into the soil on-site + Amount disposed by landfill on-site Amount transferred = Amount transferred to sewers + Amount transferred as waste material Scope: Covers production sites and research facilities in Japan

Discharge of Volatile Organic Compounds (VOCs) into the Atmosphere / Japan

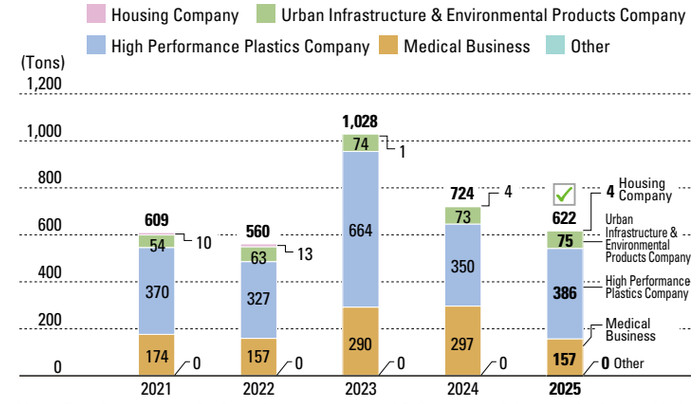

Note: Despite a change in the substances covered following revisions to the law in 2023, past data has not been retroactively adjusted.

Indicator	Calculation Method
VOC Emissions	Amount of emissions into the atmosphere of volatile organic compounds (VOCs) among the substances subject to the PRTR Law and those designated by the Japan Chemical Industry Association

NO_x Emissions / Japan

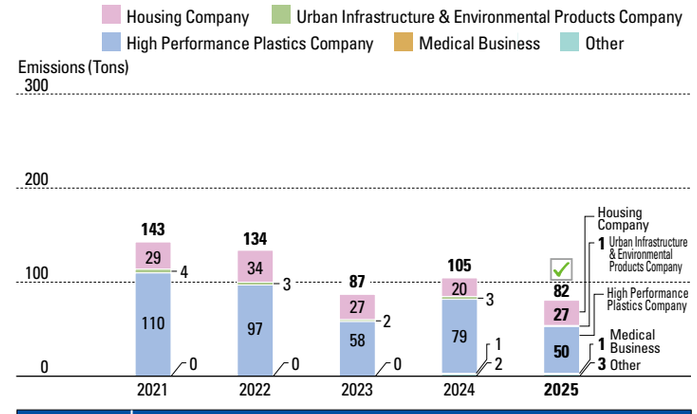

Indicator	Calculation Method
NO_x Emissions	NO_x emissions = Σ(Amount of exhaust gas airflow per year × NO_x concentration × 46 / 22.4)

* Emissions have decreased in FY2025 due to a revision of the calculation method.

SO_x Emissions / Japan

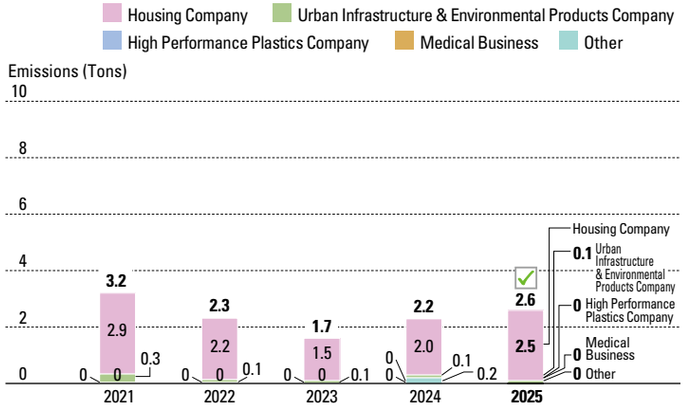

Indicator	Calculation Method
SO_x Emissions	SO_x emissions = Σ(amount of exhaust gas airflow per year × SO_x concentration × 64 / 22.4)

Soot and dust Emissions / Japan

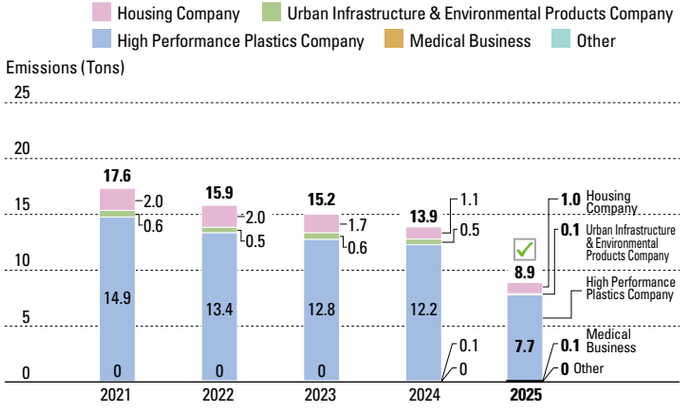

Indicator	Calculation Method
Soot and Dust Emissions	Soot and dust emissions = Σ (amount of exhaust gas airflow per year × soot concentration)

* Emissions have decreased in FY2025 due to a revision of the calculation method.

Society

■ Human Capital ····· 093
● Fostering a Culture That Embraces Challenge ····· 096
● Achieving the Right Talent in the Right Position ····· 099
● Achieving Diversity ····· 103
■ Safety Issues ····· 115
■ Stakeholder Engagement ····· 124
■ Respect for Human Rights ····· 129
■ Responsible Procurement ····· 135

Human Capital

Strategy (Stance, Approach, Risks and Opportunities)

Basic Concept

The SEKISUI CHEMICAL Group is committed to creating an environment where employees can thrive, based on the Human Resources Philosophy that employees are precious assets bestowed on us by society. Under this philosophy, we believe it is essential to remain "A company where everyone is energized and engaged to take on challenges."

WEB **Human Resources Philosophy**
https://www.sekisuichemical.com/sustainability_report/basic_policies/#anc-P04

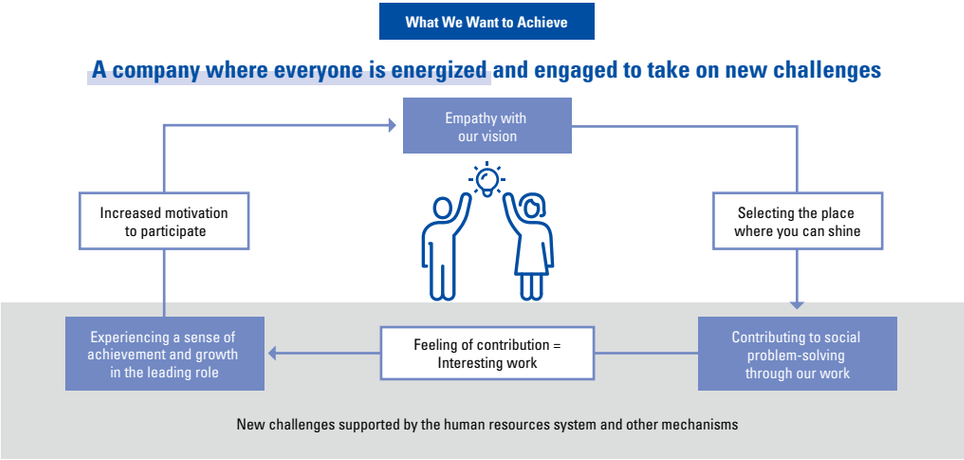

As we work to become an energized and engaged company where all employees thrive on challenges, we are promoting a shift in our human resources management that includes the promotion of a role-based human resources system and challenges as part of a human capital strategy. In addition, we aim to achieve the right talent in the right position by developing human resources that can respond to the speed of business growth and changes. This includes securing, selecting, and systematically training personnel who are essential to the realization of our Long-term Vision. In the current Medium-term Management Plan, we actively invested in human capital with the aim of expanding employee careers and improving working conditions.

Risks and Opportunities

Factor: Declining working-age population and intensifying competition for talent

Risks
- Declining sales opportunities and delays in new business development due to shortages of human resources, and a rising proportion of senior employees due to an imbalanced workforce composition

Opportunities
- Securing the workforce and improving productivity by expanding recruitment channels (mid-career and nationality) and through greater activity by senior employees

Factor: Increase in talent mobility

Risks
- Reduced organizational stability due to rising turnover, and lower work quality due to the loss of know-how and tacit knowledge

Opportunities
- Correcting workforce composition through expanded mid-career recruitment, and accelerating innovation through diverse human resources

Factor: Quantitative shortage of next-generation leaders

Risks
- Decline in organizational strength due to vacancies in key positions or inappropriate appointments to such positions

Opportunities
- Revitalization of the organization and improvement of engagement through promotions made regardless of age, gender, or nationality

Factor: Insufficient response to global expansion and digital technology

Risks
- Decline in competitiveness and productivity due to an inadequate response to globalization and DX

Opportunities
- Acquisition of expertise through reskilling, and stronger competitiveness

Human Capital Strategy

Under the human capital strategy outlined in the current Medium-term Management Plan, we implemented various measures based on the three pillars of fostering a culture that embraces challenge, placing the right talent in the right position, and achieving diversity.
SEKISUI CHEMICAL Group is shaping the future by passing on the baton of challenge to each individual. We are working diligently to realize our management strategies of strategic innovation and organic growth by fostering a culture that embraces challenge and maximizing individual and organizational strengths.

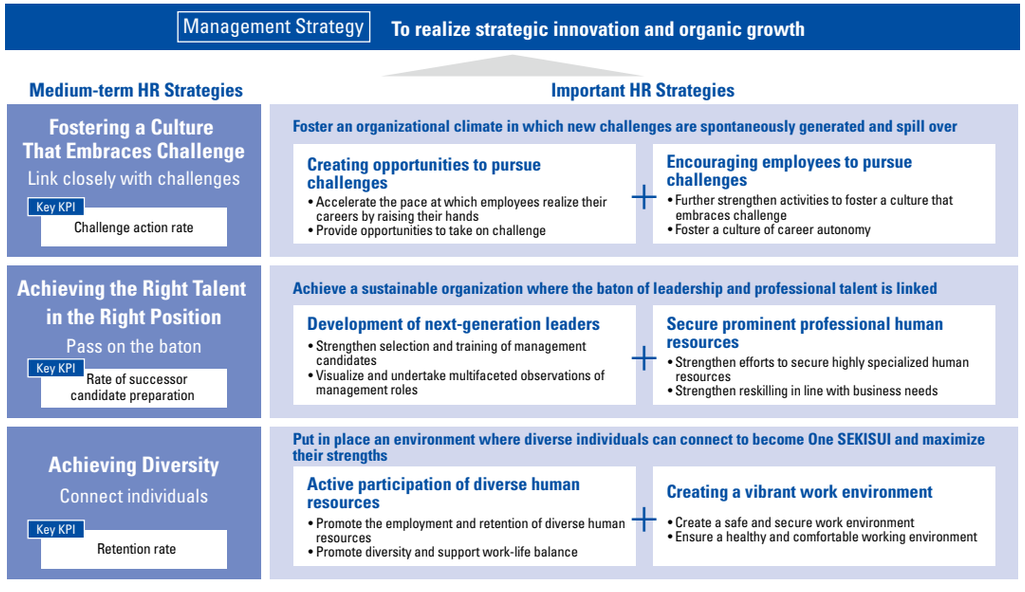

Major KPI: Added-value productivity

In addition, in order to measure the effectiveness of heavy investments in human capital, we have introduced a productivity indicator (added-value productivity) starting in FY2024. By using the indicator, we quantitatively assess whether human resource management is being carried out appropriately.

Added-value productivity (SEKISUI CHEMICAL Group/Japan and Overseas)

	FY2023	FY2024	FY2025
Added-value productivity (%)	159.3	163.1	163.3 ✓

・Value added (operating profit + depreciation + labor costs) [result] ÷ Human capital cost (labor costs + welfare expenses + hiring expenses + training expenses) [investment]

Governance

System

SEKISUI CHEMICAL Group established the Diversity Promotion Committee as a part of efforts to carry out its human capital strategy. Engaged in a variety of activities, the committee meets twice a year. Within these activities, the Committee clarifies the supervisory and executive functions in a bid to strengthen the Group's strategies and information disclosure as they relate to human capital management as well as efforts to promote diversity.
The supervisory function supervises and provides advice on human capital management-related matters and efforts to secure the diversity of human resources. The executive function has established a Human Resources Subcommittee composed of the general managers of human resources departments from each divisional company, which discusses and decides on various human resources policies based on the human capital strategy. The human resources departments of headquarters and divisional companies then collaborate with the labor union to swiftly implement these initiatives.

Diversity Promotion Committee

Chairperson:	Outside Director
Members:	Outside Directors (five) Chairman of the Board President and Representative Director Head of Business Strategy Department Head of Human Resources Department
Secretariat:	Human Resources Department

Human Resources Promotional Structure

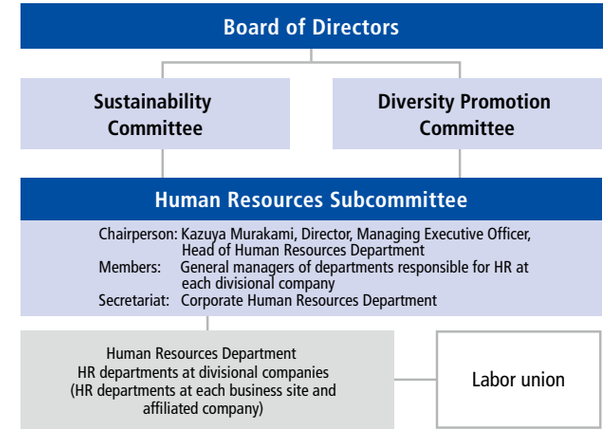

(As of April 1, 2026)

Risk Management

With regard to human capital, we recognize the risks and opportunities associated with the four factors previously mentioned.
We are promoting various measures to reduce risks based on KPIs that are set in conjunction with the risks and opportunities associated with each factor. In addition, the Human Resources Subcommittee, which meets once every six months, evaluates risks and opportunities along with these measures.
By adopting a PDCA cycle-based approach with respect to these initiatives, we are able to reduce risks, prevent reoccurrence, and expand opportunities. In this manner, we are promoting a human capital strategy.
The Group-wide Risk Review Subcommittee also evaluates risks and opportunities related to human capital, and monitors the likelihood (frequency) and impact (outcome). At the same time, steps are taken to confirm the consistency of measures in response to social conditions and demands, identify issues, consider countermeasures, develop strategies to reduce risks one step ahead, respond quickly when problems occur, and turn risks into opportunities.

P.093 Risks and Opportunities

Indicators and Targets

Under the human capital strategy based on the current Medium-term Management Plan, the Group established 16 guiding principles. These guiding principles consist of two policies and 14 KPIs (including three priority KPIs).
In the next Medium-term Management Plan, to further enhance the execution of our human resources strategy, we will partially change both the priority categories and the scope, set new goals, and establish two policy items and 15 KPIs (including four priority KPIs).
The goals in our Group's human capital strategy are the items listed on the right.

Human Capital-related Guiding Principles

Policies	
1	Human resource development
2	Internal environmental improvement policy

KPIs

No.	Item	Scope	Category	Results (2025)	Category	Targets (2026)	Category	Targets (2028)
1	Challenge action rate*1	Consolidated	Priority	62%	Priority	65%	Priority	72%
2	Rate of successor candidate preparation*2	Consolidated	Priority	104%	Priority	120%	Priority	150%
3	Retention rate*3	Non-consolidated	Priority	98.4%	Major	Maintain/Improve from previous year	Major	Maintain/Improve from previous year
4	Engagement score	Consolidated	Major	138 *4	Priority	65% *5	Priority	65% *5
5	Training hours*6	Non-consolidated	Major	8.3 hours	Major	10 hours	Major	10 hours
6	Specialty Positions fulfillment ratio*7	Non-consolidated	Major	73.3%	Major	100%	Major	100%
7	Ratio of women in core positions	Non-consolidated	Major	5.7%	Major	6%	Major	7%
8	Recruitment ratio of women	Non-consolidated	Major	31.7%	Major	35%	Major	35%
9	Gender wage gap*8	Non-consolidated	Major	71.8%	Major	Maintain/Improve from previous year	Major	Maintain/Improve from previous year
10	Percentage of male employees taking childcare leave	Non-consolidated	Major	93.3%	Major	90%	Major	90%
11	Employment ratio of people with disabilities*9	Non-consolidated	Major	2.7%	Major	2.7%	Major	2.7%
12	Total working hours (until FY2025)*10	Non-consolidated	Major	1,944 hours				
13	Rate of long-term leave due to mental health problems*11	Consolidated	Major	1.25%	Major	1.15%	Major	1.00%
14	Added-value productivity*12	Consolidated	Major	163.3%	Major	Maintain/Improve from previous year	Major	Maintain/Improve from previous year
15	Retention rate after 3 years (from FY2026 onward)*13	Consolidated		72.1%	Priority	75%	Priority	80%
16	Percentage of paid leave taken (from FY2026 onward)*14	Non-consolidated	Major	68.4%	Major	75%	Major	80%

*1 A questionnaire was conducted to survey whether the employees expressed challenge action toward the realization of the long-term vision
*2 Number of succession candidates for G1 posts (business leaders in the highest posts) ÷ number of available posts
Succession candidates for G1 posts are appointed by the Human Resources Committee.
*3 (1 - (Number of retirees in a year ÷ number of employees as of April 1 of that fiscal year)) × 100
The number of retirees does not include those whose contract period has expired, those who have become executives, those who have retired at retirement age, or those who have transferred within the Group.
The number of employees as of April 1 of that fiscal year includes only those employed without a fixed term.
*4 The index representing the ratio of employees who averaged 4.5 points or more when answering 6 engagement-related behavior questions (6 points max.), with the FY2019 results set at 100
*5 From FY2026 onward there have been changes to the survey system, and the ratio for positive responses to the three questions on engagement (the top two five-level items) has been averaged
*6 Number of hours for training per employee during the fiscal year
This is an aggregation of the training hours registered in the relevant systems (the number of training types that can be managed in company-wide shared systems having been expanded, beginning in FY2025)
*7 Number of specialty domains with Specialty Position personnel assigned ÷ total number of specialty domains
*8 The gap in wages is due to the composition of workforce (including age and certification) and is not due to the personnel system
Calculation formula: Average annual wage of women ÷ Average annual wage of men
Scope of aggregation: All employees (full-time employees, part-time employees, and fixed-term employees) are included.
Full-time employees: Includes those seconded from the Company to other companies
Part-time or fixed-term employees: Includes contract employees, temporary employees, and part-time employees
Scope of wages: Excludes commuting allowances, etc.
*9 In accordance with the Report on Employment Status of Persons with Disabilities (reference date: June 1, 2025)
*10 Prescribed working hours (75 hours) + overtime hours - paid leave hours taken
*11 The ratio of employees who took more than one month of leave due to mental health issues in that year
*12 Value added (operating profit + depreciation + labor costs) [result] ÷ Human capital cost (labor costs + welfare expenses + hiring expenses + training expenses) [investment]
*13 Percentage of new employees in fiscal year X-2 who remained employed as of the end of fiscal year X
Changed to a priority KPI starting in FY2026.
*14 The number of days of paid leave taken includes carryover from the previous fiscal year.

Policy for the Next Medium-term Management Plan

As it works to make Vision 2030 a reality, the Group aims to become a company where everyone wants to take on challenges, that is, a company where innovation and creation flourish and its contribution to solving social issues continues to grow.
In the next Medium-term Management Plan, by continuing to create an environment where each of our diverse employees can grow autonomously through taking on challenges, we aim to evolve into a company that grows together with its employees and one that earns the trust of society.
In addition, we will accelerate efforts to acquire and select human resources essential to realize our Long-term Vision and, through 23 billion yen in human capital investment, will enhance our human capital and strategically develop human resources, nurturing and producing outstanding people who shine in society.

Fostering a Culture That Embraces Challenge

Strategy

Basic Concept

For the Group to bring Vision 2030 to fruition as the Long-term Vision, it is vital that each and every employee embraces challenge. In order for employees to embrace challenge and to take appropriate action, it is important that we put in place the prerequisite environment. To this end, it is essential that an organizational culture in which efforts to take on challenges are valued and failures are tolerated is fostered, and that managers set the right goals and motivate employees. Accordingly, the human capital strategy in the Medium-term Management Plan focuses on creating opportunities and encouraging employees to pursue challenges. As we foster a culture that embraces challenge, we are promoting various measures to achieve these goals.

Important HR Strategies

● Creating opportunities to pursue challenges

- Accelerating the pace at which employees realize their careers by raising hands
- Providing opportunities to take on challenges

● Encouraging employees to pursue challenges

- Further strengthening activities to foster a culture that embraces challenge
- Fostering a culture of career autonomy

Indicators and Targets

Indicator

● Priority KPI: Challenge action rate

Since FY2021, the Group has set the Challenge action rate as a priority human capital KPI. Every year, we conduct a survey to measure employees' challenging behavior and employ the results of each survey to make improvements at the workplace level.

Question in the survey on the Challenge action rate

A survey was conducted regarding the prompt: "I am already engaging in specific challenges in an effort to realize Vision 2030." It measured the degree of action-taking in four stages.
Since FY2023: Respondents who replied "Yes" or "Somewhat applicable."
Until FY2022: Respondents who replied "Yes."

● Major KPI: Engagement score

Engagement surveys that also include overseas Group companies are conducted each year. Within each survey, the percentage of employees who score an average of 4.5 or higher on six engagement-related behavioral questions (each on a 6-point scale), which measure passion for work and attachment to the Company, is defined and measured as a major KPI.

Questions

1. If a friend is looking for work, I would not hesitate to recommend this company.
2. If given the opportunity, I would tell others how great it is to work for this company.
3. It would take a lot for me to leave this company.
4. I rarely think about leaving this company to work somewhere else.
5. This company inspires me to do my best every day.
6. This company motivates me to not only complete assigned tasks but also contribute more than is normally required.

Targets

● Challenge action rate (SEKISUI CHEMICAL Group/Japan and Overseas)

60% (FY2025)

● Engagement score (SEKISUI CHEMICAL Group/Japan and Overseas)

Maintain/Improve from previous fiscal year

P.097 P.098 FY2025 results (Major Initiatives for Fostering a Culture That Embraces Challenge)

Major Initiatives

SEKISUI CHEMICAL Group believes that each employee's willingness to take on challenges is essential to realizing our Long-term Vision, and we are working to foster a culture of embracing challenges. As a form of monitoring, we annually measure the percentage of employees who are taking actions toward realizing the Long-term Vision as the Challenge action rate. Rather than stopping at mere slogans, SEKISUI CHEMICAL is implementing a structured approach by incorporating behavior evaluation into personnel assessments and is aiming to ensure that the spirit of taking on challenges is thoroughly communicated and embedded in all workplaces. The structure does not evaluate the success or failure of taking on a challenge, but rather the act of taking on the challenge itself. Through this approach, we aim to foster a culture of embracing challenges across the organization.

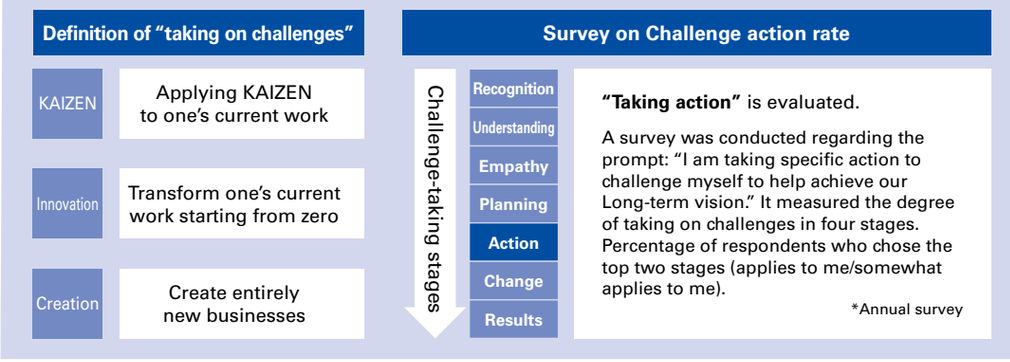

Challenge action rate (SEKISUI CHEMICAL Group/Japan and Overseas)

	FY2021	FY2022	FY2023	FY2024	FY2025
Challenge action rate (%)	51	47	48	56	62 ✓
Response rate (%)	62	81	88	89	90 ✓

・A questionnaire was conducted to survey whether the employees expressed challenge action toward the realization of the long-term Vision
・Including some unconsolidated subsidiaries and entities accounted for using the equity method

Creating Opportunities to Pursue Challenges

● Accelerating the pace at which employees realize their careers by raising hands

As part of a structure that balances the personal self-fulfillment of employees with the Company's growth, we launched the internal job posting system in 2000. We conduct four rounds of recruitment each year to match employees with departments.

Employees take the initiative to develop their capabilities and hone their individual skillsets in order to achieve their own careers. Those who raise their hands and take on the challenge of pursuing opportunities where they can play an active role will have the chance to move up the ladder. The number of postings, the number of applicants, and the number of employee transfers have all tended to increase, reflecting a rising awareness of the system across the Company and a growing career-oriented mindset among our workforce.

Intra-Group Job Postings Results

	FY2021	FY2022	FY2023	FY2024	FY2025
Number of postings	44	54	75	90	120
Number of people to be recruited	65	88	132	144	232
Number of applicants	236	188	188	178	239
Number of employee transfers	55	54	53	46	83

・The figures have been revised due to recalculation based on transfer dates, including FY2021 to FY2024.

Career Path Support Results (SEKISUI CHEMICAL)

		FY2021	FY2022	FY2023	FY2024	FY2025
Number of employees who have changed career courses	Male (persons)	2	6	6	7	14
	Female (persons)	4	3	1	2	2
Number of employees who have converted to permanent, full-time employment	Male (persons)	4	3	0	0	1
	Female (persons)	10	11	4	6	4

● Providing opportunities to take on challenges

1 Global engineer dispatch program

SEKISUI CHEMICAL Group runs an annual program that sends employees overseas for up to two years with the aim of strengthening relationships with Japanese/overseas universities and research institutions, accelerating development through the introduction of new technologies, and cultivating engineers capable of succeeding on the global stage.

2 Innovation School

SEKISUI CHEMICAL Group has established the Innovation School as a place to study where executive officers personally take on the role of educators to increase the motivation of each and every employee to, for example, change the Company and change each individual's behavior.

Results of the Recruitment-Type Training Programs for Major Subsidiary Companies in Japan

Training name	FY2021	FY2022	FY2023	FY2024	FY2025
Number of participants in global engineer dispatch program	Not implemented*	Not implemented*	1	3	3
Innovation School (persons)	102	102	54	63	76

* No dispatch due to COVID-19 measures

3 C.O.B.U. Accelerator in-house entrepreneurial system

In FY2023, we launched an in-house entrepreneurial system, C.O.B.U. Accelerator, with the aim of nurturing human resources for new businesses through hands-on business creation and fostering a culture that embraces challenge. Any employee of the Group can apply.

In this two-year, three-stage program, applicants themselves explore customer issues and conduct proof-of-concept trials with support from experts inside and outside the Company, with the aim of commercialization. Over the three years from FY2023 to FY2025, the Group received a cumulative total of 500 applications. We are also working to create a new field where employees can truly fulfill their aspirations for taking on challenges.

Encouraging Employees to Pursue Challenges

Further strengthening activities to foster a culture that embraces challenge

Every year, we conduct a survey to measure the level of employee engagement, focusing on their passion for work and attachment to the Company, as the foundation for taking on challenges. In FY2025, the response rate reached a record high of 90%. The engagement score index has improved compared with the previous fiscal year and now exceeds its FY2023 level. Analyzing the results of the survey at the divisional company, Group company, and each organizational unit level, we are formulating and implementing improvement measures according to the issues faced. As a cross-organizational initiative, the HR departments of domestic Group companies come together to undertake Engagement Drive Project activities. This project provides examples and tools to help each organization make use of the survey results, as well as workshops for analyzing and utilizing those results.

Engagement Survey (SEKISUI CHEMICAL Group / Japan and Overseas)

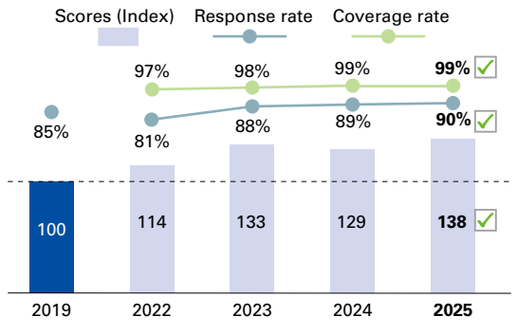

- The index representing the ratio of employees who averaged 4.5 points or more when answering 6 engagement-related behavior questions (6 points max.), with the FY2019 results set at 100
- Survey scope: All employees (including regular full-time, non-full-time employees, and dispatch employees) of 152 of the 154 Group companies surveyed.
- Coverage rate: Percentage of companies surveyed relative to the number of Group companies in Japan and overseas.
- Response rate: Percentage of employees who responded to the survey relative to the total number of employees of the companies where the survey was conducted.
- Including some non-consolidated subsidiaries and equity-method affiliates

Fostering a culture of career autonomy

SEKISUI CHEMICAL Group believes that promoting autonomous career development is important in further motivating employees to take on challenges. Working to promote this autonomous career development, SEKISUI CHEMICAL operates the Career Interview System for all employees. Under this system, employees discuss their past experience, commitment toward and fulfillment of roles as well as career and work orientation with their respective managers. The fruits of these discussions are then centrally managed under the Group's human resource system and utilized in an organized manner.

Moreover, we provide career autonomy supervisor training and career plan basic training on how to formulate career plans in order to conduct career interviews more effectively. We aim to further draw out employees' proactive ambition to take on challenges through these training programs.

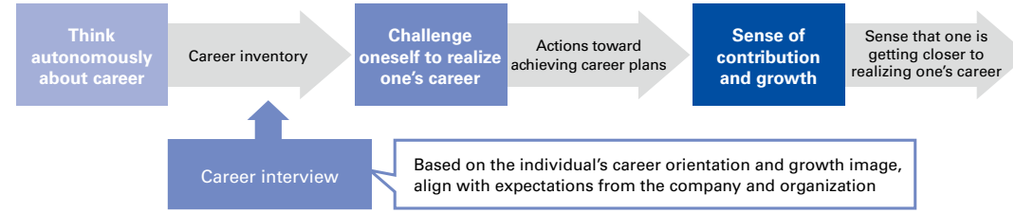

Career Training Attendance Results (SEKISUI CHEMICAL)

Training name	FY2021	FY2022	FY2023	FY2024	FY2025
Career autonomy supervisor training (persons)	393	252	134	113	75
Career plan basic training (persons)	—	77	62	30	42
Newly appointed management career planning training (persons)	—	203	204	199	213
New employee career planning training (persons)	—	78	95	111	122

Achieving the Right Talent in the Right Position

Strategy

Basic Concept

SEKISUI CHEMICAL Group aims to achieve the right talent in the right position by shifting to a human resource management approach that is based on roles.
The goal is not to place the right talent in the right position according to each individual's skills and capabilities, as we have done in the past, but rather to place the right talent in the right position according to each important role within the Group. To achieve this, SEKISUI CHEMICAL CO., LTD. revamped our human resources system and management framework in FY2022.

- Review of the qualification system: Introduced a key position grading system for management, abolished appointment probation periods, and commenced a successor training framework.
- System: Began visualizing and utilizing employee qualitative information through a human resource system.

Based on this approach, we will focus on the development of the business leaders who will take the lead in realization of the Long-term Vision, Vision 2030. In addition, we are also working to secure professional human resources with a high level of expertise and execution skills, who will serve as a source of corporate value.

Important HR Strategies

● Development of next-generation leaders
- Strengthen selection and training of management candidates
- Visualize and undertake multifaceted observations of management roles

● Secure prominent professional human resources
- Strengthen efforts to secure highly specialized human resources
- Strengthen reskilling in line with business needs

Indicators and Targets

Indicator

● Priority KPI: Rate of successor candidate preparation*
SEKISUI CHEMICAL Group has positioned the development of successors in each position as a priority issue for the sustainable development of its diverse businesses. We monitor the number of positions and successors in collaboration with the heads of the human resources departments at each divisional company.

* Status of preparation of successor candidates to the most senior business leader post
Method of disclosure: Number of successor candidates to the most senior business leader post ÷ Number of the same post

● Major KPI: Training hours
Business leaders are required to have a high perspective, multifaceted viewpoint, and strong management skills. Moreover, professional human resources must possess the necessary expertise coupled with the ability to execute. In order to develop these capabilities, SEKISUI CHEMICAL Group has put in place a foundation for human resource development by providing role-based training as well as programs corresponding to a variety of business skills in which employees can voluntarily take part.
Method of disclosure: Hours of training per full-time employee

● Major KPI: Specialty Positions fulfillment ratio
We appoint highly specialized human resources to Specialty positions in each specialized area that is the source of our competitiveness, and monitor the number of specialized areas across the company and the number of such areas to which Specialty Position personnel are assigned.
*The rate of assignment of highly specialized human resources with respect to specialized areas across the company
Number of specialty domains with Specialty Position personnel assigned ÷ Total number of specialty domains

Targets

● Rate of successor candidate preparation (SEKISUI CHEMICAL Group/Japan and Overseas)
100% (FY2025)

● Training hours (SEKISUI CHEMICAL)
10 hours (FY2025)
*Training managed through registration in the company-wide common system

● Specialty Positions fulfillment ratio (SEKISUI CHEMICAL Group/Japan and Overseas)
100% (FY2025)

P.100 P.101 FY2025 results (Major Initiatives for Achieving the Right Talent in the Right Position)

Major Initiatives

Development of Next-generation Leaders

● Strengthen selection and training of management candidates

SEKISUI CHEMICAL CO., LTD. has introduced a grading system for the managerial level to promote efforts aimed at strengthening the selection and training of global-level leaders (management candidates). We have divided the roles of management into three position groups (G/P/S) and established four grades (1 to 4) for each of the groups based on the size of the role. We clearly state the responsibilities and authority for each grade and change position groups and grades in accordance with the role played by a manager at any given time. Furthermore, we have established the Human Resources Committee, in which officers and the Human Resources Department discuss whether the most suitable human resources are filling each role across the company, whether candidates are being nominated, whether they are being continuously trained, and whether the level of their grade is appropriate. Our goal is to properly manage the roles required to realize our management strategies, and to ensure that the personnel and successors responsible for these roles receive continuous training.

Overall View of the Role-based System

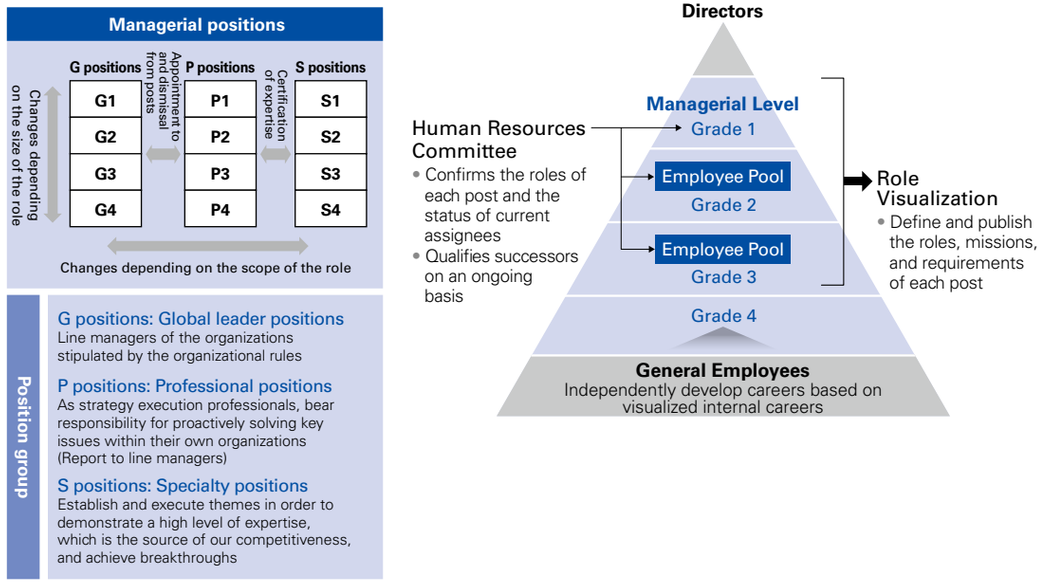

Performance Data

Rate of Successor Candidate Preparation (SEKISUI CHEMICAL Group/Japan and Overseas)

	FY2021	FY2022	FY2023	FY2024	FY2025
Rate of successor candidate preparation (%)	50.5	67.7	92.4	88.1	104.1 ✓

・Number of succession candidates for G1 posts (business leaders in the highest posts) ÷ number of available posts
Succession candidates for G1 posts are appointed by the Human Resources Committee.

Common Training Results (SEKISUI CHEMICAL Group/Japan)

	FY2021	FY2022	FY2023	FY2024	FY2025
Newly appointed manager training (persons)	199	213	210	185	222

Hours of Training per Full-time Employee (SEKISUI CHEMICAL)

	FY2021	FY2022	FY2023	FY2024	FY2025
Training hours (hours)	7.1	6.1	6.2	6.8	8.3 ✓

・Number of hours for training per employee during the fiscal year
This is an aggregation of the training hours registered in the relevant systems (the number of training types that can be managed in company-wide shared systems having been expanded, beginning in FY2025)

Evaluator Training Results (SEKISUI CHEMICAL)

Training name	FY2021	FY2022	FY2023	FY2024	FY2025
Evaluator training (understanding the evaluation system) (persons)	941	75	164	121	84
Training to strengthen evaluation skills (1) (basic of evaluation + goal setting) (persons)	—	146	62	53	40
Training to strengthen evaluation skills (2) (daily management + interview training) (persons)	—	148	64	50	51

・In FY2021, in line with the introduction of a new evaluation system, we widely conducted training on understanding the evaluation system.
・Building on the content of each of the aforementioned programs aimed at promoting an understanding of the evaluation system as well as the basics of evaluation, we conducted training to strengthen evaluation skills from FY2022.

● Visualize and undertake multifaceted observations of management roles

In order to promote the visualization of roles, SEKISUI CHEMICAL Group defines the roles and mission requirements for each post by utilizing its human resources system, and takes steps to progressively disclose details. In this way, we are working to visualize careers within the Company, identify areas to aim for, and promote autonomous career development.
Furthermore, we conduct multifaceted observations once a year of the day-to-day management behavior of business leaders and the status of encouragement of challenging behavior in each organization, and objectively and quantitatively evaluate the behavior of business leaders from the perspectives of multiple observers. These multifaceted observations are also an opportunity for business leaders to reflect on their own words and actions and the demonstration of their capabilities, leading to the emergence of desirable management behavior centered on human resource development and the encouragement of challenging behavior.

Secure Prominent Professional Human Resources

● Strengthen efforts to secure highly specialized human resources

Highly specialized human resources refers to professional human resources who demonstrate a high level of expertise, which is the source of our competitiveness. In addition to the difficulties involved in development through work, there is high demand across all industries. As a mechanism to continuously secure human resources within the Company, we appoint specialists with a high level of expertise who are acceptable both inside and outside the Company to Specialty positions to tackle deepening of the technologies we possess and enhancing the technologies from a medium- to Long-term perspective.
In addition to technology areas (technology platforms), we have established areas in such staff divisions as DX and legal affairs and have appointed Specialty positions, as we are promoting technology enhancements, the development of human resources, and coordination among the divisional companies.
In FY2025, we expanded the areas in the manufacturing infrastructure divisions, but going forward we will aim to enhance our competitiveness by deploying professional human resources to all highly specialized areas and aim to expand our expertise through human resources development.

Specialty Positions fulfillment ratio (SEKISUI CHEMICAL Group/Japan and Overseas)

	FY2021	FY2022	FY2023	FY2024	FY2025
Number of specialized areas across the company (posts)	29	29	26	28	30 ✓
Number of specialized areas certified for Specialty positions (posts)	18	19	22	21	22 ✓
Specialty Positions fulfillment ratio* (%)	62.1	65.5	84.6	75.0	73.3 ✓
Number of Specialty Position personnel (persons)	38	39	39	41	43 ✓

* Number of specialty domains with Specialty Position personnel assigned ÷ total number of specialty domains

● Strengthen reskilling in line with business needs

In order to develop specialized human resources starting from the business, it is essential that each and every employee hones their expertise in areas that need to be enhanced within the business. For that reason, we are rolling out reskilling education which combines reskilling and upskilling in line with business needs. In particular, we will strengthen the development of global, DX, and manufacturing human resources.

Conversion of the Training System (image)

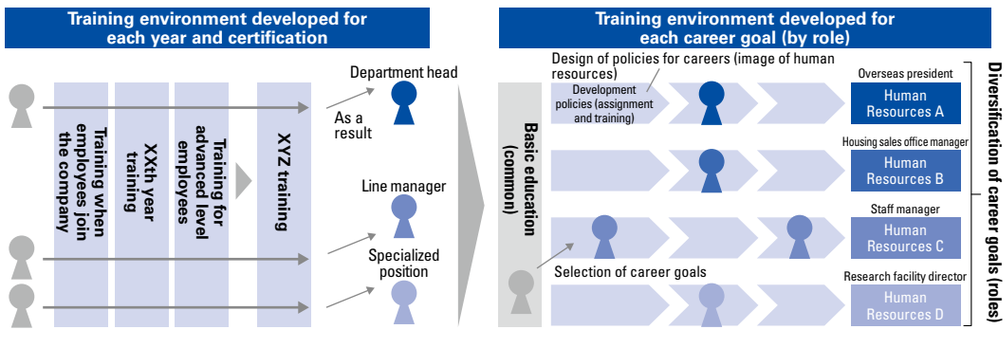

Training System Chart

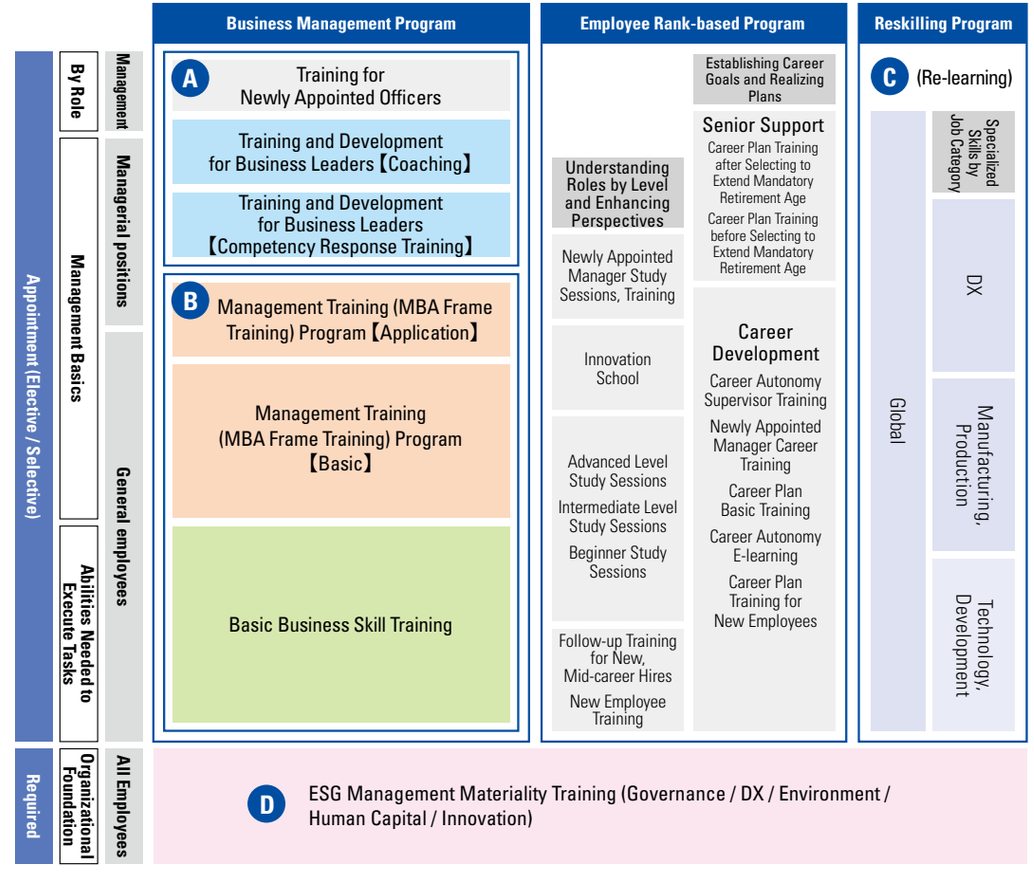

A Training and Development for Business Leaders:
Selective Capability Development to Acquire Competencies Appropriate for Business Leader Incumbents and Candidates
B Role-based Capability Development:
Selective Capability Development to Achieve Aspired Roles
C Reskilling:
Reskilling Program Aligned with Business Needs
D Strengthening Organizational Infrastructure:
ESG Management Literacy Enhancement Program (Knowledge, Awareness, and Attitude) Essential for SEKISUI CHEMICAL Group Employees

1 Developing global talent

SEKISUI CHEMICAL Group offers training programs to acquire e-mail writing, presentation, meeting facilitation, and other practical skills. The Group also hosts global career events where employees hear directly from expatriates, giving them a more concrete and familiar sense of global work. In the six-month Global Academy, participants first complete a program for acquiring the necessary skills, and then spend a week on-site overseas, deepening their understanding of global business through fieldwork and dialogue with businesspeople inside and outside the Company. The number of participants in FY2025 was 14. In addition to language skills, participants learn a wide range of elements, such as the skills needed to build collaborative ties with people from different cultural backgrounds, market analysis, and the business-development methods of global companies, giving them the opportunity to experience firsthand what it is like to work globally. As an added bonus, the program leads to networking among participants across different departments and generations.
Meanwhile, over and above training in Japan, we are committed to developing human resources who are capable of playing an active role globally. Based on this commitment, we provide opportunities to work overseas. This includes dispatching trainees on a short-term basis as well as staff to overseas research institutions.

Overseas local program at the Global Academy in Thailand

Number of Japanese Employees Stationed Overseas (SEKISUI CHEMICAL Group) (FY2025)

Breakdown by region (persons)	
North America / Latin America	53
Europe	37
Asia / Oceania	121

2 DX human resource development

SEKISUI CHEMICAL Group is focusing on the development of DX human resources with the aim of transforming business processes. We place emphasis on the development of human resources who can drive the business forward while utilizing and applying digital technology and we are aiming to turn all of our employees into DX human resources.
Specifically, we are rolling out DX literacy education to all employees so that each and every employee can understand that DX is their own concern and take action toward transformation. Furthermore, in addition to classroom lectures, we have also introduced courses in which employees receive one-on-one guidance from external instructors while solving business issues using real data, so that our human resources responsible for business can have better digital skills and work more efficiently. We have utilized these lectures and courses to increase the number of human resources who have the skill of solving issues using DX. Moreover, we are enhancing support so that the human resources who have gained these skills can provide guidance to other members of the company at their worksite to help them solve the business issues they face.

3 Manufacturing human resource development

To develop manufacturing human resources, we provide basic training, specialized training, and management training.
The basic manufacturing training provides employees working on the front lines of manufacturing sites with opportunities to gain a basic understanding of all aspects of manufacturing, including safety, quality, and productivity. Using SEKISUI CHEMICAL Group's proprietary e-learning content, we also administer comprehension tests after employees have watched videos to ensure that an acceptable level of understanding is firmly established. In FY2025, 620 people newly took 3,304 courses.
Training for production managers is conducted for each position (production manager, production assistant manager, and site leader). This training is designed to help participants learn about the Group's approach to manufacturing so that they can better understand and carry out the roles required of each position. Through group discussions, participants learn about the challenges they will face in performing the duties of each position and how to improve their own level of leadership after returning to their respective workplaces. In FY2025, a total of 29 employees took part in this training.

Achieving Diversity

Strategy

Basic Concept

In 2015, the Group formulated its Diversity Management Policy and is working to promote diversity. Based on this policy, diversity is not only viewed in terms of such differences as gender, age, and race, but also in terms of differences in career backgrounds, values, personality, and other factors. Against this backdrop, we will work to understand, recognize, and harness these differences between each and every employee as strengths.
In addition, in order to remain a company where all employees can fully demonstrate their abilities and achieve self-actualization, the Group is focusing on creating an environment where diverse human resources can excel while facilitating little or no turnover. Underpinning these efforts are work style reforms and health and productivity management. In each case, we have clarified our commitment by issuing a Statement of Work Style Reforms and Declaration of Health.

WEB **Diversity Management Policy/Statement of Work Style Reforms/Declaration of Health**
https://www.sekisuichemical.com/sustainability_report/basic_policies/#anc-P04

Important HR Strategies

● Active participation of diverse human resources

- Promote the employment and retention of diverse human resources
- Promote diversity and support work-life balance

● Creating a vibrant work environment

- Create a safe and secure work environment
- Ensure a healthy and comfortable working environment

Indicators and Targets

Indicator

● Priority KPI: Retention rate
Retention rate of all employees
〈Calculation formula〉 (1 - (Number of retirees in a year ÷ number of employees as of April 1 of that fiscal year)) × 100

● Major KPI: Ratio of women in core positions
Percentage of female managers to all managers (Managers, Department Managers and General Managers level or above, excluding Executive Officers and Directors)

● Major KPI: Recruitment ratio of women
Recruitment ratio of women for both new graduates and mid-career hires

● Major KPI: Gender wage gap
The gap in wages is due to the composition of workforce (including age and certification) and is not due to the personnel system

Calculation formula: Average annual wage of women ÷ Average annual wage of men
Scope of aggregation: All employees (full-time employees, part-time employees, and fixed-term employees) are included.
Full-time employees: Includes those seconded from the Company to other companies
Part-time or fixed-term employees: Includes contract employees, temporary employees, and part-time employees
Scope of wages: Excludes commuting allowances, etc.

● Major KPI: Percentage of male employees taking childcare leave
Percentage of male employees who took at least one day of childcare leave during the fiscal year
〈Calculation formula〉 Male employees who took childcare leave during the relevant period* ÷ Male employees whose spouse gave birth during the relevant fiscal year
* SEKISUI CHEMICAL employees can take childcare leave until the child reaches 3 years of age.

● Major KPI: Employment ratio of people with disabilities
Percentage of employees with disabilities to all employees
〈Calculation formula〉 Number of regular workers who have physical, intellectual, or mental disabilities ÷ Number of regular workers

● Major KPI: Total working hours
Total actual hours worked during the year
〈Calculation formula〉 Prescribed working hours (7.5 hours) + overtime hours - paid leave hours taken

● Major KPI: Rate of long-term leave due to mental health problems
The ratio of employees who took more than one month of leave due to mental health issues in that year
〈Calculation formula〉 Number of employees who were absent from work for more than one consecutive month due to mental health issues ÷ Number of employees covered by health management

Targets

- **Retention rate (SEKISUI CHEMICAL)**
  Maintain/Improve from previous fiscal year
- **Ratio of women in core positions (SEKISUI CHEMICAL)**
  5% (FY2025)
- **Recruitment ratio of women (SEKISUI CHEMICAL)**
  Ratio of female new graduate employees: 35% (FY2025)
- **Gender wage gap (SEKISUI CHEMICAL)**
  Maintain/Improve from previous year
- **Percentage of male employees taking childcare leave (SEKISUI CHEMICAL)**
  75% (FY2025)
- **Employment ratio of people with disabilities (SEKISUI CHEMICAL)**
  2.5% (above the legally stipulated ratio)
- **Total working hours (SEKISUI CHEMICAL)**
  2,000 hours or less (FY2025)
- **Rate of long-term leave due to mental health problems (SEKISUI CHEMICAL Group/Japan)**
  1.0% or less (FY2025)

Major Initiatives

Active Participation of Diverse Human Resources

Basic Concept of Diversity

We are aiming to create new value and foster a culture of innovation in our business by bringing together diverse human resources and having them work together. We will also nurture a culture of challenge by creating a culture and appropriate environment in which all employees are able to work dynamically and make the most of their unique characteristics and talents and by expanding the circle of inclusion.

Retention Rate (SEKISUI CHEMICAL)

		FY2021	FY2022	FY2023	FY2024	FY2025
Retention Rate (%)	Male	97.6	97.2	97.6	97.8	98.4
	Female	96.8	96.1	97.2	97.7	98.3
	Total	97.5	97.0	97.5	97.8	98.4 ✓

・(1 - (Number of retirees in a year ÷ number of employees as of April 1 of that fiscal year)) × 100
The number of retirees does not include those whose contract period has expired, those who have become executives, those who have retired at retirement age, or those who have transferred within the Group.
The number of employees as of April 1 of that fiscal year includes only those employed without a fixed term.

Retention Rate (SEKISUI CHEMICAL Group/Japan)

		FY2021	FY2022	FY2023	FY2024	FY2025
Retention Rate (%)	Male	95.9	95.4	94.8	94.7	95.5
	Female	94.2	94.3	93.9	93.2	95.9
	Total	95.5	95.1	94.6	94.4	95.6

1 Promote the employment and retention of diverse human resources

Aiming to employ diverse human resources, we are promoting the hiring of new graduates to continuously secure human resources on a certain hiring scale for the strengthening of management's ability to sustain business. We are also focusing on mid-career recruitment to keep pace with changes and needs in the business environment.
To promote the retention of a diverse workforce, in order to enable a variety of human resources to continue working without being affected by their individual circumstances, we have adopted flexible hours, working from home, and other systems that accommodate diverse work styles, and are providing support for balancing work with various life events such as nursing care, childcare, and illness.

Performance Data

Composition, Number, and Ratio of Female Directors and Audit and Supervisory Board Members (SEKISUI CHEMICAL) (FY2025)

	Directors		Audit and Supervisory Board Members		Total Officers	Executive Officers
	Internal Directors	Outside Directors	Full-time Audit and Supervisory Board Members	Outside Audit and Supervisory Board Members		
Male (persons)	7 ✓	2 ✓	2 ✓	3 ✓	14	30 ✓
Female (persons)	0 ✓	3 ✓	0 ✓	0 ✓	3	2 ✓
Ratio of Female (%)	— ✓	60.0 ✓	— ✓	— ✓	17.6	6.3 ✓

Number of Female Directors and Female Managers (SEKISUI CHEMICAL Group/Japan)
Number of Officers Excluding SEKISUI CHEMICAL

	FY2021	FY2022	FY2023	FY2024	FY2025
Number of Female Directors (persons)*	2	3	4	1	2 ✓
Number of Females Managers* (persons)	195	206	240	260	288 ✓

* Including non-consolidated companies until FY2023, but excluding non-consolidated companies from FY2024

Composition of Personnel (SEKISUI CHEMICAL)

		FY2021	FY2022	FY2023	FY2024	FY2025
Employees*1	Male (persons)	3,250	3,226	3,270	3,314	3,405
	Female (persons)	652	661	705	748	816
	Ratio of Female (%)	16.7	17.0	17.7	18.4	19.3
Regular Full-time Employees*2	Male (persons)	3,023	3,032	3,119	3,214	3,347
	Female (persons)	607	627	668	718	788
	Ratio of Female (%)	16.7	17.1	17.6	18.3	19.1
Average Years of Continuous Employment*2	Male (years)	17.6	17.9	17.1	17.1	17.0
	Female (years)	12.9	13.1	12.2	12.0	12.2
Managerial Positions (Managers)	Male (persons)	700	790	801	831	885
	Female (persons)	45	47	57	64	73
	Ratio of Female (%)	6.0	5.6	6.6	7.2	7.6
Managerial Positions (Department manager level or above)	Male (persons)	635	558	577	571	565
	Female (persons)	15	17	14	15	14
	Ratio of Female (%)	2.3	3.0	2.4	2.6	2.4
All Managerial Positions	Male (persons)	1,335	1,348	1,378	1,402	1,450
	Female (persons)	60	64	71	79	87
	Ratio of Female (%)	4.3	4.5	4.9	5.3	5.7
Employees Newly Appointed to Managerial Positions	Male (persons)	54	70	53	56	48
	Female (persons)	3	6	5	6	7
	Ratio of Female (%)	5.3	7.9	8.6	9.7	12.7
Deputy (Assistant) Manager / Supervisor Level*3	Male (persons)	795	827	880	928	972
	Female (persons)	113	127	145	163	194
	Ratio of Female (%)	12.4	13.3	14.1	14.9	16.6

*1 Workers with direct employment relationships with the Group (including permanent, full-time employees and non-full-time employees as well as workers on loan from the Group to other companies but excluding workers on loan from other companies to the Group)
*2 Employees with no determined period of employment (including workers on loan from the Group to other companies but excluding workers on loan from other companies to the Group)
*3 Advanced level employees in the Business Career Course

Composition of Personnel (SEKISUI CHEMICAL Group/Japan)

		FY2021	FY2022	FY2023	FY2024	FY2025
Employees	Male (persons)	15,857	15,822	15,767	15,738	15,609
	Female (persons)	5,069	5,195	5,202	5,209	4,995
	Ratio of Female (%)	24.2	24.7	25.0	24.9	24.2
New Graduate Recruitment	Male (persons)	405	448	508	489	433
	Female (persons)	150	183	180	160	142
	Ratio of Female (%)	27.0	29.0	26.0	24.7	24.7
Managerial Positions (Managers)	Male (persons)	2,865	3,031	3,110	3,073	3,146
	Female (persons)	168	178	204	224	254
	Ratio of Female (%)	5.5	5.5	6.0	6.8	7.5
Managerial Positions (Department manager level or above)	Male (persons)	1,533	1,400	1,398	1,504	1,427
	Female (persons)	27	28	26	36	34
	Ratio of Female (%)	1.7	2.0	2.0	2.3	2.3
All Managerial Positions	Male (persons)	4,398	4,431	4,508	4,577	4,573
	Female (persons)	195	206	230	260	288
	Ratio of Female (%)	4.2	4.4	4.9	5.4	5.9
New Managers*4	Male (persons)	191	191	194	137	182
	Female (persons)	22	22	23	18	32
	Ratio of Female (%)	10.3	10.3	10.6	11.6	15.0

*4 Including non-consolidated companies until FY2023, but excluding non-consolidated companies from FY2024

Age Composition of Permanent, Full-time Employees (SEKISUI CHEMICAL) (FY2025)

	Under 30	30-39 years old	40-49 years old	50-59 years old	60 or older
Male (persons)	405	768	656	1,155	363
Female (persons)	179	243	129	189	48
Ratio of Female (%)	30.7	24.0	16.4	14.1	11.7

・Employees with no determined period of employment (including workers on loan from the Group to other companies but excluding workers on loan from other companies to the Group)

Recruitment (SEKISUI CHEMICAL)

		FY2021	FY2022	FY2023	FY2024	FY2025
New Graduate Recruitment *1	Male (persons)	63	64	83	92	84 ✓
	Female (persons)	18	25	38	36	39 ✓
	Ratio of Female (%)	22.2	28.1	31.4	28.1	31.7 ✓
Mid-career Recruitment	Male (persons)	19	50	75	90	91 ✓
	Female (persons)	3	9	15	26	22 ✓
	Ratio of Female (%)	13.6	15.3	16.7	22.4	19.5 ✓
	Ratio of Mid-career Employees Hired*2 (%)	21.4	39.9	42.7	47.5	47.9 ✓

*1 Employees who joined the Company for the first time after graduation (undergraduate degree, graduate school, etc.) with no working experience
*2 Mid-career recruitment (experienced personnel hires) ratio: Ratio of mid-career hires to all hires

Number of New-Graduate Recruitment / Ratio of Women among New-Graduate Recruitment (SEKISUI CHEMICAL Group/Japan)

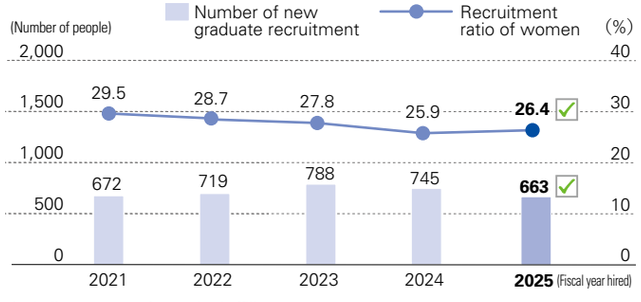

・Including some equity-method affiliates

Training Results Common throughout the Group (SEKISUI CHEMICAL Group/Japan)

	FY2021	FY2022	FY2023	FY2024	FY2025
New Employee Induction Training (persons)	150	152	158	190	194

Mid-career Hires Training (SEKISUI CHEMICAL)

	FY2021	FY2022	FY2023	FY2024	FY2025
Number of Participants (persons)	35	58	74	131	119

・Held once every six months until the first half of FY2024. Changed to holding it every month from September 2024.

Turnover Rate (SEKISUI CHEMICAL)

		FY2021	FY2022	FY2023	FY2024	FY2025
Employee Turnover (Number of People Who Left Employment) (persons)	Male	74	85	76	69	54
	Female	20	25	19	16	13
	Total	94	110	95	85	67 ✓
Turnover Rate (%)	Male	2.4	2.8	2.4	2.2	1.6
	Female	3.2	3.9	2.8	2.3	1.7
	Total	2.5	3.0	2.5	2.2	1.6 ✓

・Calculation Method: (Employee turnover in the relevant fiscal year ÷ Number of employees as of April 1 of the fiscal year) × 100

Turnover Rate (SEKISUI CHEMICAL Group/Japan)

		FY2021	FY2022	FY2023	FY2024	FY2025
Turnover Rate (%)	Male	4.1	4.6	5.2	5.3	4.5
	Female	5.8	5.7	6.1	6.8	4.1
	Total	4.5	4.9	5.4	5.6	4.4

Retention Rate After Three Years (SEKISUI CHEMICAL)

	Hired in FY2019	Hired in FY2020	Hired in FY2021	Hired in FY2022	Hired in FY2023
Retention Rate Three Years After Employment (%)	93.1	89.6	89.0	95.5	90.7

・Calculation Method: Percentage of new employees in fiscal year X-2 who remained employed as of the end of fiscal year X

2 Promote diversity and support work-life balance

2-1 Promote gender diversity

Our efforts to promote women's empowerment are divided into four areas: enhancement of the employment of women, retention and active participation, promotion to managerial positions, and follow-up training for promotion to post-managerial positions.

Four Areas of Support for the Active Participation of Women

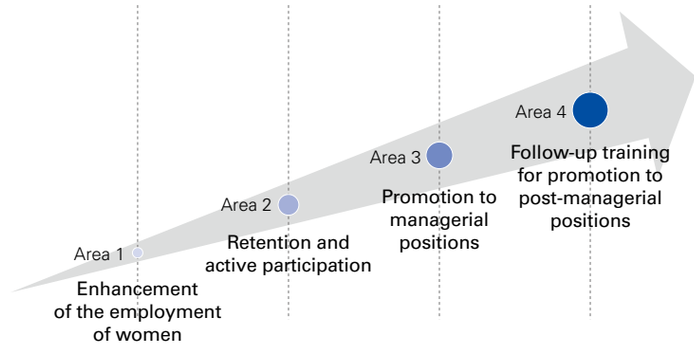

Themes	Targets (2030)	FY2025 Result	Major Initiatives
Enhancement of the employment of women	Recruitment ratio of women 35%	31.7%	· Publication of articles featuring interviews with female managers
Retention and active participation	Retention rate after 10 years 95%	56.8%	· Women's Career Seminar (for young employees, for after returning to work from maternity leave and childcare leave) · Field survey
Promotion to managerial positions	Ratio of managers 8%	5.7%	· Women's Career Development Program
Follow-up training for promotion to post-managerial positions	Advanced level management 15 people	5 people	· Women Managers Mentor System

Expansion of development measures after promotion to management positions

To diversify our senior management, we launched the Women Managers Mentor System, targeting women managers who are candidates for senior management positions. We piloted this program in FY2024 and formally rolled it out in FY2025. By selecting mentors from within the Group, mentees (women managers) hone their skills through their day-to-day work and gain exposure to the perspectives of senior management, fostering growth in both mindset and skills. Furthermore, for officers, we have set a target of 30% in terms of the proportion of women.

Performance Data

Training Results for Women (SEKISUI CHEMICAL Group/Japan)

		FY2021	FY2022	FY2023	FY2024	FY2025
Women's CDP Training (selected participants)	Women (persons)	58	49	48	55	55
	Supervisors (persons)	55	46	46	52	53
Women's Career Seminar (open participation)	Young employees (persons)	—	55	36	19	27
	While raising children (persons)	—	73	34	23	21
	All levels (persons)	—	67	37	—	—

Gender Wage Gap (SEKISUI CHEMICAL) (FY2025)

Regular full-time employees (%)	Non-permanent, non-full-time employees (%)	Overall (%)
71.8 ✓	107.4 ✓	71.8 ✓

· The gap in wages is due to the composition of workforce (including age and certification) and is not due to the personnel system
Calculation formula: Average annual wage of women ÷ Average annual wage of men
Scope of aggregation: All employees (full-time employees, part-time employees, and fixed-term employees) are included.
Full-time employees: Includes those seconded from the Company to other companies
Part-time or fixed-term employees: Includes contract employees, temporary employees, and part-time employees
Scope of wages: Excludes commuting allowances, etc.

2-2 Promote the active participation of people with disabilities

As one of our major diversity promotion policies, we are advancing Group-wide efforts to promote the employment, retention, and active participation of people with disabilities.
When hiring at SEKISUI CHEMICAL CO., LTD., we give top priority to matching the characteristics of people with disabilities with the workplace and job content, and we provide workplace tours and hands-on training. After they join the company, we hold regular interviews and provide follow-up support to both the individuals and their departments.
In FY2025, we held an information session for students attending employment transition support offices. Employees with disabilities who are active at the Company gave the explanations, and participants told us it helped them get a concrete picture of what working here would be like.
To promote the employment of people with disabilities at each Group company, we provide support for hiring activities and hold study sessions for those in charge of personnel affairs.

Information session on employment of people with disabilities

Performance Data

Employment Ratio of People with Disabilities (SEKISUI CHEMICAL)

	FY2021	FY2022	FY2023	FY2024	FY2025
Employment Ratio of People with Disabilities (%)	2.5	2.3	2.4	3.1	2.7 ✓

・In accordance with the Report on Employment Status of Persons with Disabilities (Reference date: June 1, 2025)
・Including special subsidiaries

2-3 Promote the active participation of seniors

To encourage each and every employee to shine in a leading role and continue taking on challenges regardless of age, the Group completed the extension of the mandatory retirement age to 65 across the entire Group, including SEKISUI CHEMICAL CO., LTD., in FY2025. Furthermore, we conduct training for employees who selected mandatory retirement age extension so that they can clearly imagine their roles and their work after mandatory retirement age extension.

Status of Implementation of Mandatory Retirement Age Extension

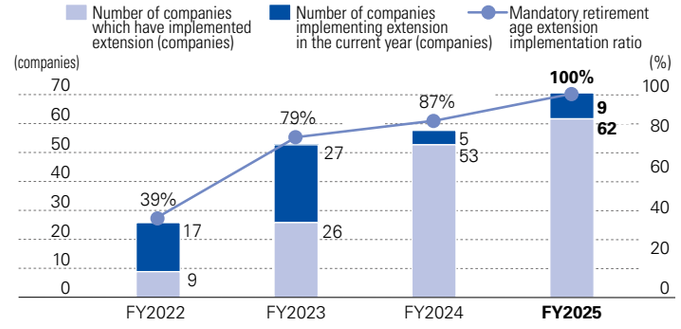

Performance Data

Training Results for Seniors

	FY2022	FY2023	FY2024	FY2025
Employees in management positions who took career training after selecting to extend their mandatory retirement age (persons)	35	55	42	57
General employees who took career training after selecting to extend their mandatory retirement age (persons)	34	11	27	43
Employees of Group companies who took career training after selecting to extend their mandatory retirement age (persons)	50	127	55	106
Required: Employees at age 57 who took the required career training before selecting to extend their mandatory retirement age (persons)	94	69	326	185
Elective: Employees between the ages of 50 and 56 who took elective career training before selecting to extend their mandatory retirement age (persons)	60	41		

・Career training before selecting to extend the mandatory retirement age was only for SEKISUI CHEMICAL CO., LTD. until FY2023.
・As a consequence of rolling out the mandatory retirement age extension system to the Group companies, from FY2024 we expanded the target of the career training before selecting to extend the mandatory retirement age to all of the Group companies.

2-4 Active participation of global human resources

SEKISUI CHEMICAL Group hosts Vision Caravans for local executives and employees worldwide and conducts ongoing dialogue to promote an understanding of the Long-term Vision and to encourage employees to take on new challenges. In addition, we deploy human resources training programs that are firmly rooted in each area, thereby enabling employees to make the most of their unique characteristics and talents at their respective workplaces. In Japan and overseas, we carry out hiring, retention support, and development for non-Japanese employees.

Development of overseas local human resources

Led by the regional headquarters of the China area, we commenced the "Manager Successor Development Program" in FY2024. With the aim of producing top management resources, seven next-generation management candidates from each Group company in China gathered together and underwent intensive training over a period of ten months. They systematically learned about formulating visions and strategies, generating innovative ideas, and drawing up action plans, and will provide recommendations to the entire company. The program was a meaningful activity which led to the growth of each and every participating member and can be expected to generate synergies within the region through exchanges between the participants across companies.

Performance Data

Breakdown of the Number of Employees (SEKISUI CHEMICAL Group) (FY2025)

Item		Number of people
Total number of employees		26,752
	Japan	19,906
	North America/ Latin America	2,251
	Europe	1,052
	Asia / Oceania	3,543

2-5 Support for balancing childcare and work

· Support for balancing work and childcare

To support employees in balancing childcare and work, we have put in place systems and financial support that go beyond statutory requirements so that they can manage life events such as childbirth and child-rearing, and we focus on creating an environment where these systems are easy to use.
As for the systems of SEKISUI CHEMICAL CO., LTD., employees can take childcare leave until the end of the month of their child's third birthday and can use the shortened working hours system until the day before their child enters junior high school (use in combination with flexible hours is allowed).
To foster a supportive environment, we work to spread awareness of these systems and promote understanding of them through such means as messages from the Head of the Human Resources Department and roundtable discussions led by supervisors who have male subordinates who have taken childcare leave.
In addition to these efforts, achievements such as the rate of male employees taking childcare leave (90.1% in FY2024) were recognized, and in FY2025 we received Platinum Kurumin, a special certification under the Act on Advancement of Measures to Support Raising Next-Generation Children, from the Ministry of Health, Labour and Welfare.

WEB **Regarding the acquisition of "Platinum Kurumin" certification**
https://www.sekisui.co.jp/news/2025/1441178_41954.html (In Japanese only)

Use of Childcare-related Systems (SEKISUI CHEMICAL)

		FY2021	FY2022	FY2023	FY2024	FY2025
Ratio of those who took childcare leave (%)*1	Male	47.3	68.1	69.8	90.1	93.3 ✓
	Female	100	100	97.1	92.9	100
Average number of childcare leave acquisition days (days)*2	Male	38.8	29.1	47.3	59.9	79.1
	Female	293.8	358	371.7	322.1	398.8
Ratio of those who returned to work after childcare leave (%)	Male	100	100	100	100	100
	Female	91.7	100	96.0	100	100

*1 Excludes those who are taking maternity leave. From FY2024, those who had children before joining the Company and workers on loan from other companies are excluded from the calculation.
*2 From FY2022, the average number of days of childcare leave taken by employees who completed the period during which they were eligible to take childcare leave in the subject fiscal year

· Support for balancing nursing care and work

Marking 2025, the year in which the entire baby-boomer generation reaches the age of 75 or older, we conducted a Group-wide survey to understand the realities of nursing care and work. The survey results suggested that the number of employees providing nursing care will rise to more than ten times the current level going forward. We will continue to focus on building an organizational culture for balancing nursing care and work, through such means as spreading information about the relevant systems and sharing employees' real-life experiences.

· Support for balancing illness (treatment) and work

In addition to upgrading and expanding systems, SEKISUI CHEMICAL Group is raising awareness in an effort to help employees with various illnesses better understand the support that is available and to continue to work.

Usage Results for the Balanced Support Policies 1 (SEKISUI CHEMICAL)

(Number of people)

Policy	Main content		FY2021	FY2022	FY2023	FY2024	FY2025
Shortened working hours for childcare	Can be taken until the child enters junior high school. (The statutory end date is until the child reaches three years of age.)	Male	0	0	2	2	6
		Female	64	70	78	65	111
		Total	64	70	80	67	117
Use of flexible working hours	Times of starting and finishing work may be moved earlier or later by up to 60 minutes until the child reaches junior high school age.	Male	3	1	1	3	3
		Female	4	0	3	0	2
		Total	7	1	4	3	5
Family leave	Three days of special care leave per year granted until the child or grandchild starts high school.	Male	156	152	174	208	300
		Female	54	68	77	86	102
		Total	210	220	251	294	402
Nursing care leave	Up to a total of 93 days for each individual eligible for care. (Up to a maximum of one year for the first individual eligible for care.)	Male	2	1	2	4	2
		Female	1	1	1	0	0
		Total	3	2	3	4	2
Shortened working hours for nursing care	Two days per week or 4.5 hours per day for a maximum of three years for each individual eligible for care.	Male	1	1	0	1	1
		Female	0	2	2	1	0
		Total	1	3	2	2	1

Usage Results for the Balanced Support Policies 2 (SEKISUI CHEMICAL)

(Number of people)

Policy	Main content		FY2021	FY2022	FY2023	FY2024	FY2025
Accumulated annual leave (for raising children)	Acquired on an hourly basis for children up to the age of 18	Male	13	32	43	52	48
		Female	37	52	52	54	64
		Total	50	84	95	106	112
Accumulated annual leave (for personal injury or illness)	Acquired on a daily basis (10 or more consecutive business days) or hourly basis	Male	35	58	71	64	60
		Female	13	46	40	42	38
		Total	48	104	111	106	98
Accumulated annual leave (for care giving)	Acquired for care giving on a daily or hourly basis for spouses, parents, children, etc.	Male	2	10	28	36	40
		Female	12	20	17	14	11
		Total	14	30	45	50	51
Accumulated annual leave (for health nursing)	Acquired for health nursing on a daily or hourly basis for spouses, parents, children, etc.	Male	11	37	58	70	74
		Female	24	38	45	39	45
		Total	35	75	103	109	119
Accumulated annual leave (for fertility treatment)	Acquired on a daily or hourly basis	Male	0	0	2	1	1
		Female	1	4	5	4	0
		Total	1	4	7	5	1
Accumulated annual leave (for volunteering)	Acquired on a daily or hourly basis	Male	0	1	6	10	11
		Female	0	0	3	6	4
		Total	0	1	9	16	15

· Accumulated annual leave can be accumulated up to 40 days per year out of the annual paid leave that expires, and can be taken in days or hours depending on the purpose

P.111 **Status of paid leave taken**

External Evaluation

In recognition of our particularly outstanding work-life balance initiatives that enable dual careers and co-parenting regardless of gender, we were selected for the first time by the Ministry of Economy, Trade and Industry and the Tokyo Stock Exchange for Next Nadeshiko: Companies Supporting Dual Careers and Co-parenting.

共働き共育て Work Style Diversity 2026

WEB **Next Nadeshiko: Companies Supporting Dual Careers and Co-parenting**
https://www.sekisui.co.jp/news/2026/1450065_42699.html (In Japanese only)

Creating a Vibrant Work Environment

● Create a safe and secure work environment

In addition to efforts to reduce working hours under the Statement of Work Style Reforms, the Group is working to improve work productivity. To pursue a highly productive work style that maximizes results in a limited amount of time, it is important for employees to work autonomously and for supervisors to engage in self-directed support-type management. In order to instill this approach in our employees, we have rolled out the Work Style Reforms Guidelines and Work Style Reforms e-learning, and we are implementing training for managers to coach employees' self-support.
To realize flexible work styles, we are upgrading and expanding Group-wide working from home, flexible hours and other systems. As a result, coexistence between going to an office and working remotely has taken hold. We are also expanding mechanisms that enable employees to build their careers continuously at the Company, such as Spouse Transfer Leave and Childbirth Support Leave. We will continue to maintain close communication between the Company and labor union, engage in constructive dialogue on issues common to labor and management, and promote system revisions related to flexible work styles through the Labor-Management Committee.

WEB **Statement of Work Style Reforms**
https://www.sekisuichemical.com/sustainability_report/basic_policies/#anc-P04

Performance Data

Training Results for Managers to Coach Employees' Self-support (SEKISUI CHEMICAL Group/Japan)

Training name	FY2022	FY2023	FY2024	FY2025
Training for managers to coach employees' self-support (persons)	202	74	113	98

Hours Worked and Paid Leave Taken (SEKISUI CHEMICAL)

	FY2021	FY2022	FY2023	FY2024	FY2025
Monthly average number of overtime hours per employee (hours)*1	18.2	19.0	18.7	19.3	20.3 ✓
Annual average number of total hours worked per person (hours)*2	1,925	1,932	1,919	1,929	1,944 ✓
Percentage of paid leave taken per employee (%)*3	64.9	66.6	74.7	71.8	68.4 ✓
Average number of paid leave days taken per employee (days)	12.5	12.8	14.1	13.6	13.2 ✓

• Excluding managers and workers on loan from other companies
*1 The average number of overtime hours per employee per month is calculated based on the prescribed working hours of 7.5 hours
*2 Prescribed working hours (7.5 hours) + overtime hours - paid leave hours taken
*3 Percentage of paid leave taken per employee = Number of paid leave taken ÷ Available paid leave days

Number of Labor Union Members

The SEKISUI CHEMICAL Labor Union serves as the Company's labor union. Adopting a union shop system, 100% of eligible employees are members (2,484 in FY2025).

● Ensure a healthy and comfortable working environment

Promoting Health and Productivity Management

SEKISUI CHEMICAL Group strives to improve its employees' physical and mental health based on the idea that employees are "precious assets bestowed on us by society." In March 2019, we announced details of our Declaration of Health, and established the Basic Policy for Health and Productivity Management, which summarizes our philosophy regarding our goals for health and productivity management*1. We are also promoting health management using a Health and Productivity Management Strategy Map.

WEB **Declaration of Health/Basic Policy for Health and Productivity Management**
https://www.sekisuichemical.com/sustainability_report/basic_policies/#anc-P04

*1 Health and Productivity Management is a registered trademark of the NPO Kenkokeiei.

WEB **Health and Productivity Management Strategy Map**
https://www.sekisui.co.jp/sustainability_report/pdf/csr_strategy_map.pdf (In Japanese only)

Declaration of Health for SEKISUI CHEMICAL Group

SEKISUI CHEMICAL Group has been engaged in health management initiatives for our employees based on our belief that employees are precious assets bestowed on us by society. SEKISUI CHEMICAL endeavors to take these initiatives to the next level by treating the promotion of the health of our employees as a management strategy that is aimed at achieving the physical, mental, and social Well-Being of all employees.

SEKISUI CHEMICAL Group Basic Policy for Health and Productivity Management

Strive to achieve the Well-Being of all employees, and create workplaces where diverse personnel can play an active role with vitality.

- Practice a comprehensive health promotion program that encompasses everything from health management (protecting health) to improving (actively enhancing health) the fulfillment and rewards of working.
- Focus on improving productivity by advancing the awareness and behavior of each and every employee.
- Encourage employees to make a proactive and ongoing effort to strive for well-being now and in the future.
- Strive to contribute to society by realizing the happiness of employees and their families, and our customers through the well-being of our employees.

Management Issues to be Solved through Health and Productivity Management

Contribute to greater productivity through healthy minds and bodies
Address the declining birthrate and aging society
Contribute to a higher engagement score
Create and foster a well-being culture

● Initiative 1. Health checkups and measures to prevent lifestyle-related diseases

We work to strengthen our collaborative health management with the SEKISUI Health Insurance Society and carry out uniform health checkups for all Group companies. In addition to introducing a health management system, we are also undertaking a variety of measures, including putting in place the SEKISUI Health Network (SHN), which can accommodate business sites with less than 50 employees in a bid to promote better health Group-wide, including small business sites. In addition, to help prevent the worsening and onset of lifestyle-related and other diseases, we have established Group-standard high-risk values and confirm that appropriate health management is being carried out for employees who fall under them.

Seven Health Habits Support Program

As a part of our measures to prevent lifestyle-related diseases, since FY2019 we have been regularly conducting the Seven Health Habits Support Program, an e-learning program focused on seven health habits, and we are recommending that our employees practice the seven health habits. In FY2025, we held four events using health support apps, with a cumulative total of 3,584 participants. For the autumn walking event, we held a team competition in addition to the individual competition; among participants, 92.6% said they enjoyed the event and 92.2% said it led to improvements in their exercise or lifestyle habits. For the sleep event, there was a 19.7 point improvement in the quality of sleep before and after the event. According to work day presenteeism measurements, performance also increased by 4.4 points, from 64.8 points to 69.2 points.

P.114 Presenteeism measurements

Performance Data

Health Checkups and Measures to Prevent Lifestyle-related Diseases (SEKISUI CHEMICAL Group/Japan)

	FY2020	FY2021	FY2022	FY2023	FY2024
Percentage of employees receiving health checkups (%)	99.5	99.7	99.6	99.8	99.8
Percentage of employees receiving a secondary medical examination (%)	70.6	69.7	68.5	70.0	72.9
Percentage of employees at a healthy weight (%)*1	64.8	65.1	64.9	64.6	63.9
Percentage of employees with abnormal results in health checkups (%)*2	60.6	59.8	58.7	59.0	58.9
Percentage of employees who have lifestyle-related diseases (%)*3	50.0	49.7	48.9	48.5	49.2
Percentage of high-risk employees (%)*4	1.18	0.98	0.94	1.08	1.04
Percentage of confirmations of high-risk employees' management status (%)*5	98.0	—	100	100	100
Percentage of smokers (%)	29.8	28.9	28.2	27.7	27.3
Percentage of employees with a drinking habit (%)*6	18.7	17.1	18.1	18.9	26.6
Percentage of employees with an exercise routine (%)*7	22.0	22.6	24.5	25.2	26.0
Percentage of employees who eat breakfast (%)*8	68.9	69.0	68.5	68.1	68.6
Percentage of employees who eat snacks appropriately (%)*9	82.9	83.1	82.5	82.1	81.5
Percentage of employees who sleep sufficiently (%)*10	68.9	68.0	67.4	66.7	65.2

*1 Percentage of employees at a healthy weight: the percentage of employees with a BMI between 18.5 and 25.0
*2 Percentage of employees with abnormal results in health checkups: the percentage of employees to whom at least one item among the five standard items of the SEKISUI CHEMICAL Group (blood pressure, glucose metabolism, lipids, liver function, and anemia) applied in the regular health checkup
*3 Percentage of employees who have lifestyle-related diseases: the percentage of employees to whom at least one of the four standard items of the SEKISUI CHEMICAL Group (BMI, blood pressure, glucose metabolism, and lipids) applied in the regular health checkup
*4 Percentage of high-risk employees: the percentage of employees to whom the standard high-risk value of the SEKISUI CHEMICAL Group applied in the regular health checkup
*5 Percentage of confirmations of high-risk employees' management status: confirmation of the appropriate health management implementation status of employees to whom the standard high-risk value of the SEKISUI CHEMICAL Group applied in the regular health checkup
*6 Percentage of employees with a drinking habit: until FY2023, the percentage of employees who drink sometimes or every day and consume 360 ml or more on the days they drink; due to a change in the standard questionnaire, from FY2024 onward, the percentage of employees who drink three or more days a week and consume 180 ml or more on the days they drink
*7 Percentage of employees with an exercise routine: the percentage of employees who have been exercising to the extent that they sweat lightly for at least 30 minutes per time at least two times a week for at least one year
*8 Percentage of employees who eat breakfast: the percentage of employees who eat breakfast at least five times a week
*9 Percentage of employees who eat snacks appropriately: the percentage of employees who sometimes consume or almost never consume snacks or sweet drinks outside the three meals of breakfast, lunch, and dinner
*10 Percentage of employees who sleep sufficiently: the percentage of employees who get sufficient rest and recuperation from sleep
・Data for FY2025 is being compiled as of July 2026
・Some past figures have been revised due to improvements in precision

Seven Health Habits Support Program (SEKISUI CHEMICAL Group/Japan)

	FY2021	FY2022	FY2023	FY2024	FY2025
Percentage of employees aware of the seven health habits (%)	69.7	75.9	83.4	85.0	88.2
Percentage of employees participating in the Seven Crown App (%)	11.8	16.0	16.4	17.1	18.2

・Percentage of employees participating in the Seven Crown App: the percentage of employees participating in the Seven Health Habits (habits considered to be related to average life expectancy) Support Program utilizing the health support app, including affiliated companies' employees and dispatch employees
・Some past figures have been revised due to improvements in precision

● Initiative 2. Mental health

SEKISUI CHEMICAL Group undertakes the following measures to support mental health.

1. Use of stress level tests

Stress level tests are conducted among all Group companies, including those with fewer than 50 employees. Population analysis has been mandatory since FY2019. The FY2025 population analysis was conducted at 100% of Group companies. In addition, detailed population analyses were conducted at 93.6% of the Group's business sites. Furthermore, the rate of workplace environment improvement based on stress tests was 64.8%. We continuously hold video sessions for learning population analysis methods and practical training on improving the workplace environment for those in charge at business sites and others, and going forward we will keep promoting autonomous activities at each business site and fostering a better workplace culture.

Performance Data

Stress-check (SEKISUI CHEMICAL Group/Japan)

	FY2021	FY2022	FY2023	FY2024	FY2025
Stress-check Assessment Rate (%)	95.2	95.5	96.4	97.0	96.9
Percentage of Employees with a High Level of Stress (%)	16.4	17.2	16.5	16.2	15.8

・Companies subject to stress check: Companies that are members of the SEKISUI Health Insurance Society (excluding some affiliated companies)
・Percentage of Employees with a High Level of Stress: calculated for companies subject to stress check (excluding some affiliated companies)

2. Mental health training

Every year, the Group conducts self-care training for all Group employees, line care training for managers, and mental health training for new employees. We also provide web-based stress management training (Internet-based cognitive behavioral therapy (iCBT) training) for newly appointed managers, mid-career hires, and employees posted overseas, who all face significant changes in their environment, and we have seen improvement in stress self-control indicators. Through these training programs, we aim to improve the mental health literacy of each and every employee.

Performance Data

Participation in Mental Health Training (SEKISUI CHEMICAL Group/Japan)

Training name	FY2021	FY2022	FY2023	FY2024	FY2025
Self-care training participation rate for all employees (%)	74.8	83.5	84.7	86.7	85.1
Line care training for managers participation rate (%)	91.0	90.8	57.9*	67.5*	92.5
Training participation rate for new employees(%)	—	—	94.5	95.9	95.7

* Line care training for managers participation rate: only line managers were required to participate in FY2023 and FY2024.

3. Enhanced consultation centers where employees can comfortably seek advice

Consultation centers are available to any employee of the Group, regardless of employment status, thus strengthening the safety net function.

● Initiative 3. Workplaces and systems where employees can work with peace of mind

There are a variety of existing factors at workplaces that may hinder health, including chemical substances, working posture, and noise. To counter these factors, we are undertaking improvement activities across the Group through the utilization of an occupational health and safety management system. In addition, we are also striving to enhance a range of internal systems so that not only healthy employees, but also employees with illnesses can work with peace of mind in a caring environment.

Health Management for Employees Stationed Overseas

In addition to health checkups before assignment and upon return, we make sure employees stationed overseas receive a health checkup once a year during their assignment, using opportunities such as temporary returns to Japan, and we recommend vaccinations at company expense according to the destination region, as part of our efforts to manage the health of employees stationed overseas. Also, to expand mental health care for employees stationed overseas, in FY2025 we launched a counseling service available to the Group's employees stationed overseas and their accompanying family members, and it received a cumulative total of 15 consultations.

Measures for Health Issues by Life Stage

In FY2025, in an effort to solve women's health issues, we conducted e-learning on women's health for female employees, all employees, and managers. In the e-learning for female employees, we covered "preconception care" and "health of working women" with a focus on health issues by age group, and 2,345 employees took the courses. In addition, in FY2025, we held an online seminar by an external lecturer on the theme of "menopause in working women," which was highly requested in the participant survey from the previous fiscal year. On the day, 202 interested employees attended, with a satisfaction rate of 94.2% and an understanding rate of 99.3%. For male employees, we continued to provide e-learning on "male menopause," which had high participant satisfaction in the previous fiscal year, and 7,100 employees took the course in FY2025. Both seminars provided an opportunity to deepen understanding of health issues specific to each biological sex and life stage, tailored to the needs of the employees. In addition, we conducted a joint study on the health of the menopausal generation (both men and women) utilizing IT through industry-academia collaboration, and we are proceeding with considerations regarding how health measures should be implemented while taking biological sex differences into account.
We will continue to work toward promotion of the fostering of a workplace culture which enables all employees to work with peace of mind.

Performance Data

Status of participation in policies concerning women's health issues (SEKISUI CHEMICAL Group/Japan)

	FY2021	FY2022	FY2023	FY2024	FY2025
Rate of participation in the women's health seminar for all employees (%)	74.4	67.1	—	70.8	70.1
Rate of participation in the women's health seminar for managers (%)	—	91.7	76.9	78.3	79.1
Rate of participation in the women's health seminar for female employees (%)*	—	65.0	67.7	4.6	52.7

* Rate of participation in the women's health seminar for female employees, representing the participation rate in the e-learning for FY2022, FY2023, and FY2025, and the participation rate on the day the webinar was held for FY2024.

● Initiative 4. Group-wide initiatives

In order to promote health and productivity management across the Group as a whole, we are working to expand Group-wide certification under the Large Enterprise Category of the Health & Productivity Management Outstanding Organizations Recognition Program. Group companies that are engaging in activities aimed at increasing the level of health through pre-assessment are covered under this use. We took steps to initiate information exchange meetings among applicable companies from FY2019. Having established specific health and productivity management targets for each company and putting in place a mechanism to share details regarding the level of achievement, we are promoting activities on an integrated Group-wide basis. In addition, we have appointed people responsible for, and others in charge of health and productivity management at approximately 300 business sites. In this manner, we have established systems that ensure the definitive promotion of health and productivity management. Furthermore, a working group meets monthly with the SEKISUI Health Insurance Society and in addition, attended by representatives of the labor union, the Health Up Committee meets once a year to share information and deliberate on measures.

* The amount of investment in the operation of health-related measures, together with the Health Insurance Society, comes to approximately 850 million yen per year (excluding statutory health checkup costs).

● Initiative 5. Increase motivation and productivity

With the aim of establishing productivity indicators, we have identified a total of 29 KPIs, including seven major indicators, and are implementing various health-related measures for each.

External Evaluation

Recognized for addressing health-related issues for employees from a company-wide perspective, we were certified for the ninth time as a "Certified Health & Productivity Management Outstanding Organization (Large Enterprise Category (White 500))" along with 33 domestic group companies.

2026 健康経営優良法人 KENKO Investment for Health 大規模法人部門 ホワイト500

WEB **Certified Health & Productivity Management Outstanding Organization (Large Enterprise Category (White 500))**
https://www.sekisui.co.jp/news/2026/1449644_42699.html (In Japanese only)

Performance Data

Major KPIs (7 Indicators) (SEKISUI CHEMICAL Group/Japan)

	FY2021	FY2022	FY2023	FY2024	FY2025
Rate of long-term leave due to mental health problems (%) *5 *6	1.02	1.13	1.14	1.28	1.25 ✓
Implementation of 4 or more of the Seven Health Habits (%)*5	54.0	63.9	63.5	64.5	65.0
Implementation ratio of workplace environment improvements (%)*5	64.9	57.3	63.0	69.1	64.8
Presenteeism (%)*1 *5	64.7	57.6	57.6	58.3	58.9
Absenteeism (days)*2 *5	1.31	2.34	3.05	2.88	2.77
Employees in an ideal health condition (%)*3	—	33.1	31.9	33.3	33.6
Work engagement *4	—	3.05	3.01	3.04	3.05

*1 Presenteeism is a condition in which a person is working but is unable to perform at full capacity due to health problems. The calculation employs a self-assessed value for overall performance on working days over the past four weeks (28 days) on a scale of 0 to 10, with a higher score indicating a smaller loss. The survey uses WHO-HPQ. FY2025 survey target: 19,883 people, response rate: 96.8%
*2 Absenteeism: Absent from work due to injury or illness. Actual calculation from FY2022. FY2025 survey target: 19,883 people, response rate: 96.8%
*3 Employees in an ideal health condition: Percentage of respondents who answered that their usual subjective mental and physical health was "very good" or "good" based on the survey with questions referenced from the OECD (BLI: Better Life Index)
*4 Work engagement: The nine-item average, of the nine-item version of the Utrecht Work Engagement Scale, the most widely used work engagement measurement. FY2025 survey target: 19,883 people, response rate: 96.8%
*5 Some figures have been retrospectively revised to improve accuracy.
*6 The ratio of employees who took more than one month of leave due to mental health issues in that year

Safety Issues

Strategy (Stance, Approach, and Awareness of Risk)

Basic Concept

SEKISUI CHEMICAL Group believes that creating a workplace in which employees can work safely and with peace of mind is a key corporate responsibility and one of management's most important priorities. Based on this concept, we engage in total safety activities (zero occupational injuries, zero equipment-related accidents, zero commuting-related accidents, and zero extended sick leave) based on the five themes (1) to (5) listed below. However, no matter how safe and secure an environment is, accidents cannot be prevented if each and every employee working there does not take the necessary care. Safety is not possible without the safety endeavors of each individual. For this reason, in addition to safety education and efforts to increase sensitivity to danger, we are also focusing on creating a culture of observing and complying with established rules. Under the next Medium-term Management Plan, we will keep working to minimize Group-wide major risks while focusing on reducing lost-time injuries, which have been rising, and on uncovering on-site risks (KPIs: halve the frequency rate to 0.4 or below; halve the rate of accidents from unidentified risks to 30% or below).

1. Safety management using OHSMS
2. Intrinsic Safety of Equipment*
3. Safety education of employees
4. Risk management, including risk assessment
5. Safety as well as disaster-preparedness audits to evaluate the status of the above activities

* Machine safety activities implemented by SEKISUI CHEMICAL Group. These activities promote improvements to unsafe areas of production equipment through intrinsic safety design policies and safeguards.

Awareness of Risk

SEKISUI CHEMICAL Group recognizes the following safety-related risks.

● Serious equipment accidents (fires/explosions)

Injury to the body or damage to the property of employees and neighboring residents, long-term suspension of operations, suspension of customer production, and inability to continue business

● Work-related fatal or serious accidents

Difficulty in securing human resources due to loss of trust and harmful rumors

● Large-scale leakage of hazardous substances and environmental pollution

Injury to the bodies or damage to the property of employees and neighboring residents, long-term suspension of operations, suspension of customer transactions, and incidence of decontamination costs

● Serious violations of environment-related laws

Business continuity risk due to loss of trust, long-term suspension of operations, suspension of customer transactions, and tightening of regulations

Developing Human Resources Capable of Identifying Dangerous Situations

The Group promotes the following training programs for key personnel who play a central role in reducing risks at production sites.

1. Safety Leader (SL)
   A staff member who assists safety managers and promotes safety management activities at business sites. The staff member is responsible for discovering and mitigating risks, and promoting safety education at their respective business sites.
2. Safety Sub-Assessor (SSA)
   A machine safety specialist who is responsible for ensuring the safety specifications of newly introduced production equipment and discovering and mitigating risks related to existing production equipment at business sites.

Governance

System for Occupational Safety

We have established the SEKISUI CHEMICAL Group Safety Policy as our basic philosophy on occupational safety and share it with all employees.
The Safety Subcommittee, established under the Sustainability Committee, formulates policies and activity guidelines for initiatives related to occupational safety and health. Each site puts into practice and promotes these initiatives under the guidance of the Safety & Environment Group at the Manufacturing Infrastructure Enhancement Center.
We have compiled a wide range of Group occupational health and safety data. This compilation includes data generated from work at production and construction sites and through research activities, encompassing not only Group employees but also data from partner companies outside the Group that work within our operations.
The Safety Subcommittee met twice in FY2025, in October and March.
In the event of an actual occupational accident, information, including the employment status of the affected person, is collected. If there are any issues with management at a business site, steps are taken to secure the necessary improvements.
At SEKISUI CHEMICAL Group, the decision on whether or not to acquire ISO 45001 certification is determined on an individual business site basis. The Group then promotes activities to acquire the necessary certification. Sites that have not acquired certification also build and operate safety and health management systems that reflect ISO requirements. We monitor the status of activities through safety and disaster-preparedness audits, and promote efforts to maintain and revitalize safety management activities.
The ISO 45001 certified business sites (39) account for 41% of the total number of the Group's domestic and overseas production sites (96).

Business sites (in Japan) that have acquired external certification (ISO 45001)

- SEKISUI CHEMICAL CO., LTD. Shiga-Ritto Plant (including Nishinihon Sekisui Industry Co., Ltd. Head Office and Okayama Plant)
- SEKISUI CHEMICAL CO., LTD. Gunma Plant (including Higashinihon Sekisui Industry Co., Ltd. Head Office and Watari Site)
- Toto Sekisui Co., Ltd. Head Office and Plant
- SHIKOKU SEKISUI CO., LTD.
- Nara Sekisui Co., Ltd.
- Chiba Sekisui Industry Co., Ltd.
- Yamanashi Sekisui Co., Ltd.
- TOKUYAMA SEKISUI CO., LTD.
- Kyushu Sekisui Industry Co., Ltd.
- SEKISUI CHEMICAL CO., LTD. Shiga-Minakuchi Plant
- SEKISUI CHEMICAL CO., LTD. Taga Plant
- SEKISUI CHEMICAL CO., LTD. Kyoto Research & Development Laboratories
- Sekisui Medical Co., Ltd. Iwate Plant
- Sekisui Medical Co., Ltd. Tsukuba Plant (including Ami Site)
- Sekisui Medical Co., Ltd. Drug Development Solutions Center
- Sekisui Medical Co., Ltd. Tokuyama Plant

The ISO 45001 certified business sites (18) account for 35% of the total number of the Group's domestic production sites (52).

Business sites (overseas) that have acquired external certification (ISO 45001)

SEKISUI S-LEC AMERICA, LLC.
SEKISUI S-LEC MEXICO S.A. de C.V.
SEKISUI S-LEC B.V.
SEKISUI POLYMATECH EUROPE B.V.
SEKISUI SPECIALTY CHEMICALS EUROPE S.L.
SEKISUI DIAGNOSTICS (UK) LIMITED
SEKISUI SPECIALTY CHEMICALS (THAILAND) CO., LTD.
SEKISUI RIB LOC AUSTRALIA PTY. LTD.
SEKISUI PILON PTY. LTD.
SEKISUI S-LEC (THAILAND) CO., LTD.
SEKISUI DLJM MOLDING PRIVATE LTD. Greater Noida
SEKISUI DLJM MOLDING PRIVATE LTD. Tapukara
SEKISUI DLJM MOLDING PRIVATE LTD. Chennai 1
SEKISUI DLJM MOLDING PRIVATE LTD. Gujarat
Sekisui S-LEC (Suzhou) Co., Ltd.
Sekisui Medical Technology (China) Ltd.
SEKISUI MEDICAL TECHNOLOGY (SUZHOU) LTD.

The ISO 45001 certified business sites (21) account for 48% of the total number of the Group's overseas production sites (44).

Safety Promotion System

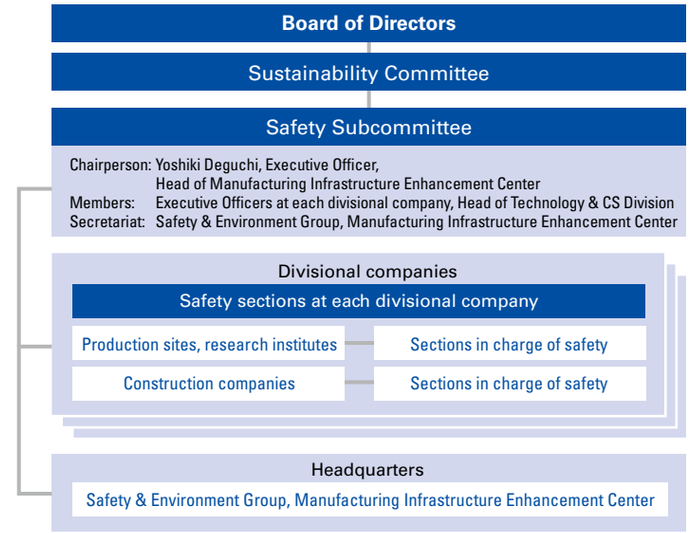

Occupational Safety Committee Meeting Held

SEKISUI CHEMICAL Group holds legally mandated Occupational Safety Committee meetings at each business site. During Occupational Safety Committee meetings, labor and management work together to conduct disaster-related investigations. Strategic proposals related to occupational health and safety are also made.
Meetings of the Central Occupational Safety Committee were held at the Company's head office up to FY2019. This Committee served as a Group-wide forum for discussion between labor and management. Despite refraining from face-to-face meetings and going on a hiatus from FY2020 attributable to such factors as the COVID-19 pandemic, deliberations in the form of Central Occupational Safety Committee meetings, at which labor and management discuss issues and measures regarding safety activities, resumed from FY2022.

Declaration of the Commitment to Safe Business Practices Announced by the Leadership of Each Division

SEKISUI CHEMICAL Group recognizes that the most important aspect of safety activities is for the top management of each business site to demonstrate leadership and take the initiative. Based on this understanding, the president and leadership of each division declare their commitment to safe business practices each fiscal year and their personally written declarations are posted on the intranet.

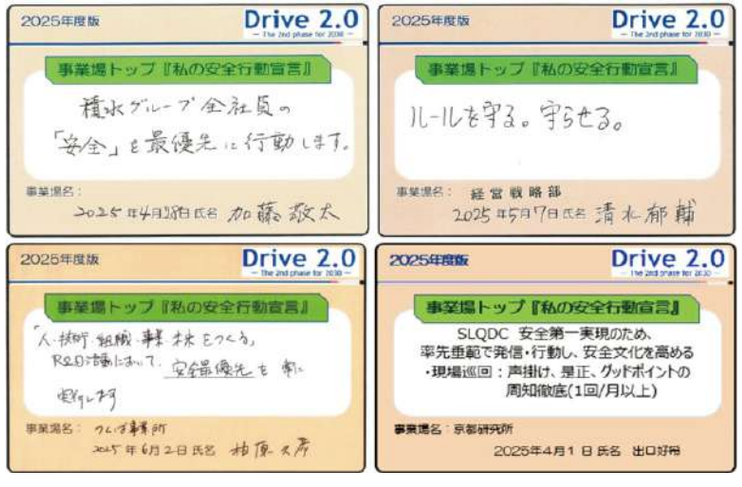

Safety declarations posted on the intranet

Risk Management

The Group identifies and manages safety-related risks as follows.

Serious equipment accidents (fires/explosions)

The Group implements risk management by creating equipment management standards to prevent serious equipment accidents, adding equipment assessment items to the management assessment sheet for safety audits, defining equipment management indicators, and utilizing data.

Work-related fatal or serious accidents

Injuries caused when caught or entangled in machinery and equipment are highly likely to result in serious permanent disability or fatality. Accordingly, the Group focuses on identifying and mitigating the relevant risks.

Large-scale leakage of hazardous substances and environmental pollution

In addition to identifying business activity risks that could have a significant impact on the environment in advance and implementing preventive measures, the Group undertakes activities to prevent large-scale spills outside of business sites through drills that anticipate the occurrence of such risks.

Serious violations of environment-related laws

By specifying environment-related laws and regulations applicable to each business site and conducting environmental audits based on these audit standards, the Group engages in activities to prevent serious violations of laws and regulations at business sites.

Implementation of Safety Audits

SEKISUI CHEMICAL Group has identified occupational health and safety management system evaluation categories, which are employed in the self-evaluations conducted at each business site as well as safety audit evaluations by the Corporate Headquarters. The Group conducts safety audits at production sites and research institutes every three years. In FY2025, the Group conducted safety audits at 17 domestic sites. We were able to conduct document reviews including the close exchange of information and site inspections from a broader perspective. We review evaluation categories each year, taking into account issues related to Group-wide safety management activities. In the future, the Group plans to make continuous improvements to its safety auditing procedures, to ensure that they are carried out appropriately in line with audit objectives and the circumstances in each case.

Implementation of Occupational Safety Assessments

Article 14 of the Group's Safety Management Rules stipulates that when launching a new business, the general manager of the relevant business division is responsible for conducting a comprehensive prior assessment of occupational safety. Based on this stipulation, the relevant divisional company that is looking to launch a new business implements an assessment.
Laws and regulations at overseas sites differ depending on the region, country, and state. For this reason, external consultants (experts in local laws and regulations) conduct audits to confirm the status of legal compliance.

Implementation of Medical Examinations

SEKISUI CHEMICAL Group provides medical examinations for high-risk employees based on the results of medical examinations in accordance with the Employment Evaluation Guidelines for High-Risk Employees (for health management officers). In addition, we confirm through safety audits and other means that the following legally mandated health checkups are conducted at each business site.
· Special medical examinations
· Medical examinations for those engaged in designated work

Indicators and Targets

Targets

Under the current Medium-term Management Plan, SEKISUI CHEMICAL Group is promoting safety activities based on the KPI of zero incidents of injuries attributable to machines and equipment with the aim of preventing serious accidents that could result in permanent disability by preventing injuries caused when caught or entangled in machinery and equipment. In FY2025, there were 5 incidents of injuries attributable to machines and equipment.

Major implementation measures	Management indicators	Final fiscal year (FY2025) targets of the current Medium-term Management Plan	Number of incidents in FY2025
Safety audits, mutual on-site inspections, and comments and sound improvements through on-site risk assessment	Zero incidents of injuries attributable to machines and equipment	0	5 cases ✓

* Injuries attributable to machines and equipment: Injuries directly inflicted on a person due to the energy of machines and equipment in operation at a plant, or the accumulated energy thereof.

Major Initiatives

Development of Human Resources to Take the Initiative in Safety Activities

To strengthen its safety activities, the Group established and has continued to promote a Safety Leader (SL) certification system since FY2017. Certified SLs assist safety managers and promote safety management activities at each site.
In FY2025, 16 employees (and a cumulative total of 217 since FY2017) were certified under the SL certification system.
SLs are tasked with identifying and mitigating risks at their respective workplaces, holding workshops with other SLs Group-wide, upgrading and expanding the content of safety training, and promoting the rollout of best practice examples.
In addition, since FY2017, we have continued to support employees in their efforts to acquire Safety Sub-Assessor (SSA)* certification, holders of which promote machine safety activities. As of March 2026, a cumulative total of 278 employees have qualified with 239 holding certification. Furthermore, a total of 25 employees have acquired Safety Assessor (SA)* certification, 23 employees have maintained their SA certification, and two have acquired Safety Senior Assessor (SEA)* certification. Both SA and SEA rank above SSA.

* A safety qualification by Japan Certification Corporation that certifies knowledge of machinery safety based on international safety standards.

New Equipment Design Safety Standards

The New Equipment Design Safety Standards, which summarize the safety specifications necessary for production equipment used by the Group, began undertaking Intrinsic Safety of Equipment*1 activities. At the same time, following an update to reflect ISO/JIS machine safety criteria, these standards now serve as an important document for improving production equipment.
The New Equipment Design Safety Standards have been systematized in accordance with ISO/IEC Guide 51 and are comprised as follows.
Standard A: Basic safety standards
Standard B: Common safety standards
Standard C: Individual equipment safety standards
In 2020, we established the Revision Committee, which consists of 12 individuals with SSA*2 qualifications. This Committee updates these Standards with the goal of revising the content once a year.

*1 Machine safety activities implemented by SEKISUI CHEMICAL Group. These activities promote improvements to unsafe areas of production equipment through intrinsic safety design policies and safeguards.
*2 A safety qualification by Japan Certification Corporation that certifies knowledge of machinery safety based on international safety standards.

Increasing Opportunities to Uncover Risks and Deploying Best Practices through Mutual On-Site Inspections

Since FY2021, the Group has conducted mutual on-site inspections among its manufacturing sites. This initiative is led by the Technology & CS Promotion departments of each divisional company, and involves employees from different manufacturing sites, who work to uncover risks at each other's sites. Safety, disaster-preparedness, and environmental audits are only conducted once every three years, making frequent audits impossible. This made it difficult to horizontally deploy best practice examples from other business sites.
Mutual on-site inspections help improve the awareness of and sensitivity to risks of participating employees, while allowing site leaders and others hosting inspections to learn from the perspectives of other business sites. This has made it easier to reaffirm risks at workplaces and to quickly deploy best practices horizontally.
In addition, the Safety & Environment Group prepares and distributes the Site Risk Identification Handbook as a guideline for uncovering risks on one's own to safety officers at each business site.

Improving Emergency Response Skills

SEKISUI CHEMICAL Group has identified the following as high-risk scenarios that require particular focus with respect to prevention.
· Getting caught or entangled in machinery at production sites
· Falling off equipment or falling over at a business site
· Chemical process-related fires or explosions
Moreover, the Company conducts Heads-up Training where chemical processes are integral to production. More specifically, supervisors with years of experience will ask trainees what they would do if equipment designed to prevent danger fails. Trainees are then tasked with providing responses off the top of their heads. This training improves the skills needed to respond to unexpected situations in the event of a disaster by passing down to younger employees the on-site safety know-how accumulated over many years by senior employees. Through this training, we are able to improve equipment countermeasures and revise operating procedures. In addition to teaching trainees how to handle potential problems (troubleshooting), training is applied on various occasions, including evacuation as well as disaster prevention drills.
We also piloted a process safety audit at sites whose manufacturing centers on chemical processes, covering one site at the end of FY2024 and another in FY2025, to get a clear picture of the Group's strengths and weaknesses. Checks by outside experts found shortcomings in the inspection and additional testing of the safety design of older equipment. We plan to carry out these checks at the remaining target sites one by one.

Deepening Understanding of the Basic Safety Principles

SEKISUI CHEMICAL Group is working to prevent occupational injuries caused by manufacturing machines and equipment through activities that ensure Intrinsic Safety of Equipment. At the same time, we are endeavoring to prevent occupational accidents caused by the actions of workers. Based on the lessons learned from past occupational accidents that have actually occurred at Group sites, we have formulated and are implementing the Basic Safety Principles, which summarize the rules to be observed and prohibited matters during work across six categories for each work process. In order to ensure that these principles are quickly disseminated throughout the Group, posters with illustrations and easy-to-understand explanations were prepared and distributed to all business sites in Japan and overseas.

Six Basic Principles for Hot Work Poster (Thai version)

Measures to Prevent Fires and Explosions

Fires and explosions have a significant impact on the surrounding environment and on business continuity. As a preventive measure, we invite outside disaster prevention experts to undertake disaster-preparedness audits when conducting safety audits.
We verify such items as the storage and handling status of hazardous materials as well as the recovery systems used in the event of a natural disaster, etc., to detect disaster risks at an early stage and take preventive measures.
In FY2025, we conducted audits at 15 business sites and identified 336 issues. Improvements are being made at each business site regarding the points raised.

Type of audit	Target / Aim of audit
Safety audit	· Document review Checking of conditions relating to health and safety management activities · On-site inspections Confirmation of the safety of people's work, their working environments, the surfaces on which they walk, etc. · Intrinsic Safety of Equipment measure status Inclusion of accident-prevention measures at the facility design and installation stages · Process examinations of facility management departments Facility installation management, construction management, maintenance management *For sites that implement safety audits only, the audit will include the disaster-preparedness audit outlined as follows.
Disaster-preparedness audit	Primarily consists of audits for accident-prevention measures relating to business continuity · Checking of storage and handling conditions of hazardous as well as designated flammable materials · Checking of firefighting equipment maintenance status · Measures for responding to earthquakes and other natural disasters

Safety Audits at Overseas Business Sites

SEKISUI CHEMICAL Group has established and deployed global safety standards. The objective is to raise the level of safety activities at overseas production sites that operate within different legal, regulatory, and cultural environments.
In FY2025, auditors went directly to 16 business sites to conduct on-site inspections. We also conducted an occupational health and safety management audit based on the Group's evaluation standards through remote meetings for sites that had completed on-site inspections.

Safety Awards

We hold the SEKISUI CHEMICAL Group Safety Conference every year.
In FY2025, awards were bestowed by the President, and case studies were presented by sites with the best safety records using an online format on May 29.

Safety Management Across Construction Site Supply Chains

The Housing Company has organized the Sekisui Heim Cooperation Association with its partner companies (contractors) to ensure the safety of employees of partner companies (contractors) involved in the on-site construction of houses, and holds regular meetings and other events. At these meetings, the Housing Company shares the Group's safety policy, holds safety education sessions, and provides various training opportunities related to occupational safety.

Safety During Transportation

The Housing Company monitors occupational safety in transporting housing units, which are large loads. There were nine occupational accidents in FY2025 but no serious accidents or transportation accidents.

Emergency-Preparedness Drills

Each business site conducts emergency response and notification drills to prevent environmental pollution in the event of an emergency and to prevent the spread of pollution. Training is conducted at least once a year, assuming a variety of cases depending on the characteristics of the site.

Environment-Related Complaints and Accidents

Environment-Related Complaints and Accidents (FY2025)

Category		Number of cases	Details
Accidents	Fires	0 ✓	—
	Leakage	0 ✓	—
Complaints		0 ✓	—

Indicator	Calculation method
Fires	Number of fire incidents involving firefighting activities by public fire departments that occurred during the fiscal year
Leaks	Number of incidents involving the off-site leakage of hazardous or toxic materials of 1/5 or more of the designated quantity or 200 liters or more that occurred during the fiscal year
Complaints	Number of complaints that could significantly affect the living environment of neighborhood residents that occurred during the fiscal year

Performance Data

Safety Performance

Japan
Aggregate scope: 48 production sites and 5 research institutes in Japan

Number of People Working at Our Sites

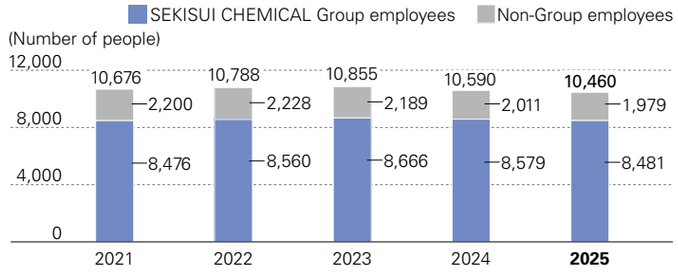

Number of Occupational Accidents

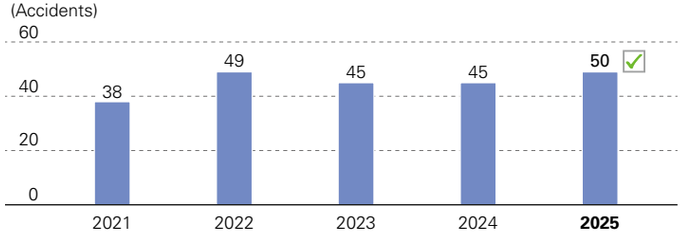

Indicator	Calculation method
Number of occupational accidents	The number of occupational accidents (both those resulting in lost time and those not) occurring during a given fiscal year (April through the following March)

Number of Major Facility Accidents

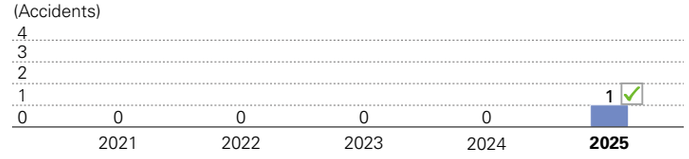

Indicator	Calculation method
Number of major facility accidents	The number of incidents where facilities malfunctioned (fires, leaks, etc.) that fulfill at least one of the following criteria (SEKISUI CHEMICAL Group criteria), from (1) to (3), occurring during a given fiscal year (April through the following March) (1) Human harm: An accident causing at least 30 days' lost work (2) Material harm: 10 million yen or greater (3) Opportunity loss: 20 million yen or greater

Number of Cases of Long-term Sick Leave

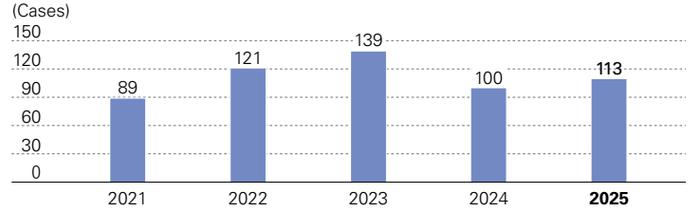

Indicator	Calculation method
Number of cases of long-term sick leave	Describes leave of 30 days or more consecutively for sickness or injury occurring in a Japanese production site or research institute during the given fiscal year (April through the following March), and which is newly occurring. Recurrences within 6 months of the start of work attendance are not counted. However, leave attributable to an occupational injury is counted as an occupational accident and not classified as long-term sick leave

Number of Commuting Accidents

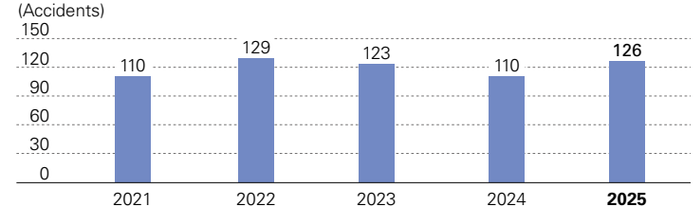

Indicator	Calculation method
Number of commuting accidents	The number of accidents occurring during commutes to Japanese production sites and research institutes during a given fiscal year (April through the following March); counting assault, damage, self-inflicted injury, and accidents; includes accidents while walking

Frequency Rate Over Time

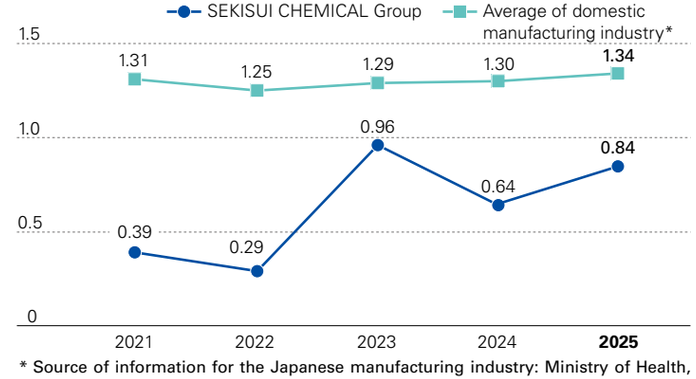

* Source of information for the Japanese manufacturing industry: Ministry of Health, Labour and Welfare, Survey on Industrial Accidents

Indicator	Calculation method
Frequency rate	The total number of injuries, illnesses, and fatalities in occupational accidents with lost time per 1,000,000 hours of total time worked during a given fiscal year (April through the following March). Formula for calculation: (Number of injuries, illnesses, and fatalities in occupational accidents with lost time ÷ Total number of man-hours worked) × 1,000,000

Severity Rate Over Time

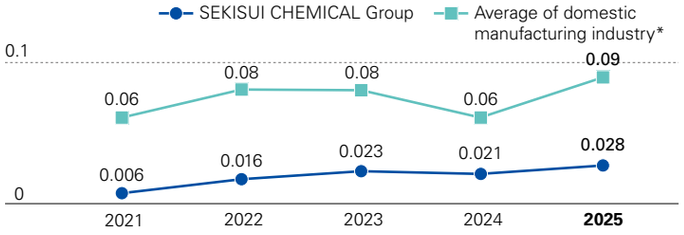

* Source of information for the Japanese manufacturing industry: Ministry of Health, Labour and Welfare, Survey on Industrial Accidents

Indicator	Calculation method
Severity rate	The total number of days of work lost per 1,000 hours of total time worked during a given fiscal year (April through the following March). Formula for calculation: (Number of days of work lost ÷ Total number of man-hours worked) × 1,000

Occupational Illness Frequency Rate (OIFR)

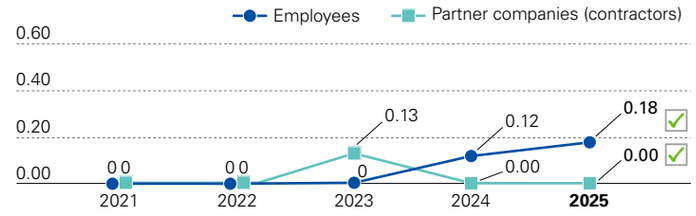

Indicator	Calculation method
Occupational illness frequency rate	(Occupational illnesses ÷ Total number of man-hours worked) × 1,000,000 Occupational illnesses as defined by the Ministry of Health, Labour and Welfare, including heat stroke, lower back pain, and intoxication by chemical substances

Safety Performance with Respect to Construction Sites in the UIEP Company

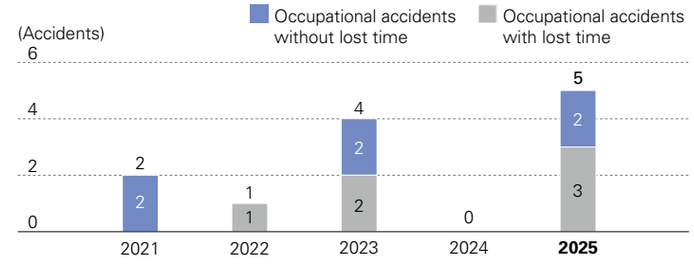

Indicator	Calculation method
Safety performance with respect to construction sites in the UIEP Company	The number of occupational accidents (both those resulting in lost time and those not) occurring on construction sites under the jurisdiction of the UIEP Company during a given fiscal year (April through the following March)

Lost Time Injury Frequency Rate (LTIFR)

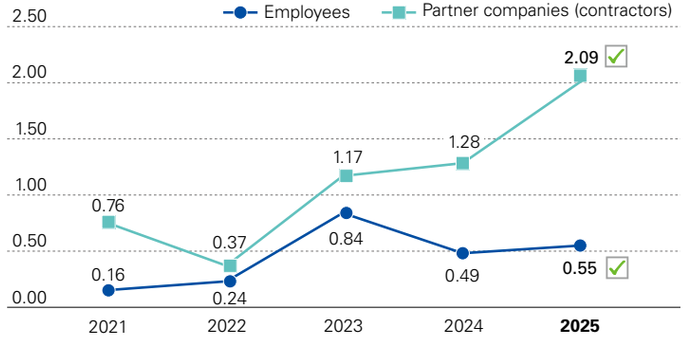

Indicator	Calculation method
Lost time injury frequency rate	(Number of accidents causing sick leave ÷ Total number of man-hours worked) × 1,000,000

Safety Performance on the Housing Company's Construction Sites

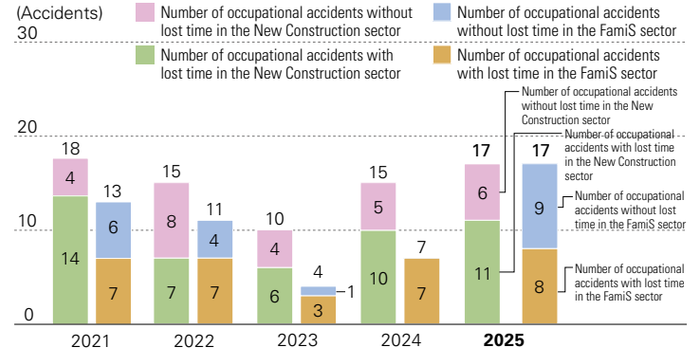

Indicator	Calculation method
Safety performance on the Housing Company's construction sites	The number of occupational accidents (both those resulting in lost time and those not) occurring on construction sites under the jurisdiction of the Housing Company during a given fiscal year (April through the following March)

Overseas

Aggregate scope: 45 overseas production sites

Number of Occupational Accidents

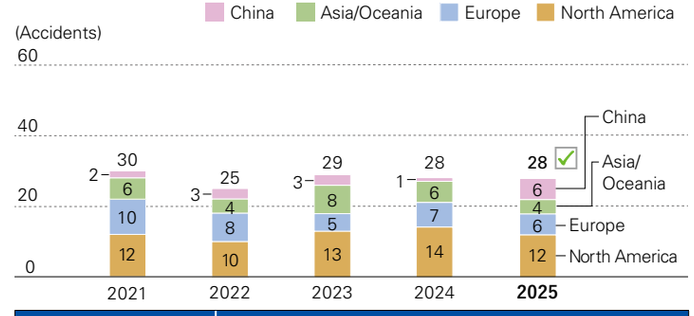

Indicator	Calculation method
Occurrence of occupational accidents at overseas production sites	The number of occupational accidents (both those resulting in lost time and those not) occurring at overseas production sites during a given fiscal year (April through the following March)

Japan and Overseas

Aggregate scope: 48 production sites, 5 research institutes, and 31 construction offices in Japan
45 production sites overseas

Number of Fatalities Due to Occupational Accidents

(Number of people)

		FY2021	FY2022	FY2023	FY2024	FY2025
Employees		0	0	0	0	0
	Japan	0	0	0	0	0
	Overseas	0	0	0	0	0
Partner companies (contractors)		0	0	0	0	0
	Japan	0	0	0	0	0
	Overseas	0	0	0	0	0
Total		0	0	0	0	0 ✓

Health and Safety / Accident Prevention Costs

Aggregate scope: 46 production sites, 5 research institutes, Corporate Headquarters departments, and back offices of divisional companies in Japan

Accident Prevention Costs (FY2025)

(Millions of yen)

Item		SEKISUI CHEMICAL Group	
Classification	Disclosure	Costs	Investment amounts
1 Costs within business site areas	Health and safety measures, rescue and protective equipment, measurement of work environment, health management, workers' accident compensation insurance, etc.	1,397	4,422
2 Administrative costs	Establishment and implementation of OHSMS, safety education, personnel costs, etc.	2,157	0
3 Other	Safety awards, etc.	6	0
Total		3,561	4,422

Costs and Investments Over Time

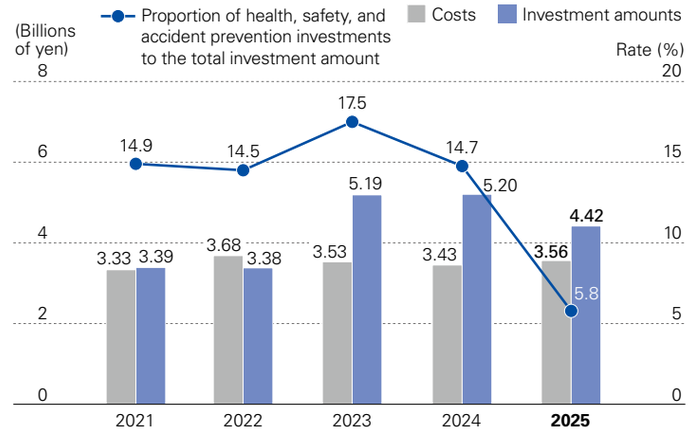

Indicator	Calculation method
Costs	Costs associated with health and safety as well as accident prevention activities during a given fiscal year (April through the following March)
Investment amounts	The amount invested in health and safety as well as accident prevention-related measures authorized during a given fiscal year (April through the following March)

* Collated after adding maintenance costs (production, logistics, and power transformer facility management) to costs within business site areas from FY2021.

Loss Costs Over Time

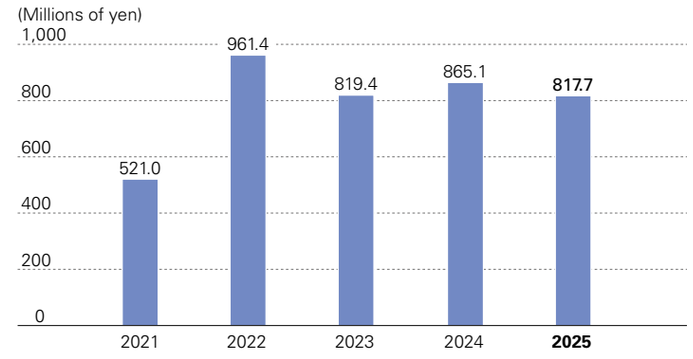

Indicator	Calculation method
Loss costs	The costs of responding to, and the labor costs incurred due to, occupational accidents, facility accidents, commuting accidents, and long-term sick leave due to illness occurring during a given fiscal year (April through the following March)

Stakeholder Engagement

Strategy

Basic Concept

SEKISUI CHEMICAL Group believes that constructive dialogue to increase corporate value is important to build relationships of trust with its five stakeholders: Customers, Shareholders, Employees, Business Partners, and Local Communities and Environment.
Positioning stakeholders as partners when enhancing corporate value, and grasping their expectations and demands through constructive dialogue while solving issues for society as a whole will lead to significant business opportunities for the Group. In addition, we will further promote sustainable growth by building relationships of mutual prosperity with stakeholders.
The ESG Management Department, which falls under the purview of the Senior Managing Executive Officer (in charge of the ESG Management Department), took on the role and responsibility for promoting constructive dialogue with all stakeholders. The various evaluations and opinions received from our stakeholders are reported to the Sustainability Committee, which is chaired by the President and Representative Director and comprised of directors, to ensure that they are appropriately reflected in our corporate activities. Moreover, to secure the timely, appropriate, and proactive disclosure of information throughout the Group, we have formulated the Corporate Information Disclosure Regulations that encompass such items as the specific content of disclosure and disclosure systems based on our Principle of Corporate Information Disclosure, and disclose information in accordance with our IR (disclosure) Policy.
There were no significant concerns raised by stakeholders through each engagement in FY2025.

Major Initiatives

Responsibility of SEKISUI CHEMICAL Group to Each Stakeholder and Communication Methods

Stakeholders	SEKISUI CHEMICAL Group's commitment	Contacts	Communication methods	Frequency
Customers	We take the voices of our customers seriously, offer prominent products and services and strive to build a long-term relationship of trust with our customers.	· Departments in Charge of Quality Control · Sales Department	· Customer Consultation Office (handles inquiries)	· Day-to-day
			· CS surveys (customer satisfaction surveys)	· As needed (carried out whenever needed at each divisional company, business site, or sales office)
			· Sales operations	· Day-to-day
			· Website and social media	· Day-to-day
			· Exhibition spaces and expos / events	· As needed (implemented through questionnaires and conversations at venues)
Shareholders	To meet the expectations of all our valued shareholders, we strive for highly efficient use of capital, fair ethical disclosure of information, adequate returns from profit, and increasing corporate value through sustainable growth.	· Departments in Charge of Legal Affairs · Departments in Charge of IR · Departments in Charge of ESG	· General Meeting of Shareholders	· 1 time per year
			· Management briefings, business briefings, etc.	· 6 times per year (briefings for institutional investors and analysts are released on the website)
			· Integrated reports	· Issued once per year
			· Responding to surveys from institutions that evaluate ESG	· As needed (handled in order of inquiry)
Employees	We foster among our employees a spirit of taking on new challenges and are actively creating workplaces where every employee can stand out and diverse human resources can both excel and feel that their work is worthwhile.	· Departments in Charge of Human Resources · Departments in Charge of Safety · Departments in Charge of Legal Affairs · Departments in Charge of ESG · Departments in Charge of Public Relations	· Individual boss and subordinate interviews	· Regularly
			· Counseling	· As needed (counseling available upon request through an in-house occupational counselor or external clinical psychologist)
			· Labor-management meetings	· Regularly
			· Central Occupational Safety Committee	· 0 times per year
			· Internal whistle-blowing system	· As needed (handling for consultations and reports)
			· Employee satisfaction surveys	· 1 time per year
			· Various employee questionnaires	· As needed (questionnaires implemented for internal publications, various types of training sessions, etc.)
			· Dialogue with management	· Regularly
			· Intranet	· As needed (information updated when necessary)
			· Internal newsletter	· 4 times per year
Business Partners	When procuring materials, we follow the fundamentals of being open, fair, compliant with the law and social norms, engaged in relationships of mutual trust, environmentally conscious, anti-corruption, and considerate of human rights. We aim to achieve coexistence and shared prosperity by building more robust partnerships with our business partners and engaging in fair trade. We are also engaged in promoting CSR based on cooperation with our business partners.	· Departments in Charge of Purchasing · Departments in Charge of Legal Affairs	· Purchasing activities	· Day-to-day
			· Explanatory meetings with suppliers	· Regularly
			· CSR procurement questionnaires	· Once every 3 years
			· Points of contact for consultations from, and whistle-blowing by, business partners	· As needed (handling for consultations and reports)
			· Website	· As needed (information updated when necessary)
Local Communities	We emphasize a perspective that encompasses contributions to the development of communities through our business, coexistence with communities, and environmental conservation. We think about how to make measures that are tailored to the needs of each community and practice business in ways that engender trust.	· Departments in Charge of ESG · Plants and offices · Departments in Charge of Public Relations	· Volunteering by employees	· Regularly
			· Dialogues with NPOs and NGOs	· As needed (implemented as necessary before and after activities)
			· Support for learning (dispatching of instructors, plant tours, etc.)	· Regularly
			· News releases	· As needed (latest information posted as necessary)
Environment	We are engaged in expanding and creating the market for Products to Enhance Sustainability, reducing our environmental impacts, and conserving the natural environment—all with the aim of realizing "Earth with Maintained Biodiversity."	· Departments in Charge of ESG · Plants and offices · Departments in Charge of Sales · Departments in Charge of Purchasing	· Volunteering by employees	· Regularly
			· Dialogues with NPOs and NGOs	· As needed (implemented as necessary before and after activities)
			· Sales operations	· Day-to-day
			· Purchasing activities	· Day-to-day

Direct Dialogue Events to Promote Mutual Understanding Between Top Management and Employees

The Group believes that dialogue between top management and employees is essential to solving challenges surrounding the Company and its work.
Continuing on from FY2024, the "Town Hall Style Meeting with President / Top Management" initiative was held to allow employees to gain a true picture of top management and their intentions while generating increased energy through an improved sense of expectation and trust. In FY2025, our Outside Directors visited affiliated companies and business sites, which let them build deeper understanding and trust. We also held Town Hall Style Meeting with President / Top Management sessions at overseas affiliates, giving employees abroad a chance to speak directly with senior management and exchange views from a global perspective.
These dialogue sessions provided opportunities not only to hear the thoughts and experiences of top management but also for participants to directly ask questions and seek advice about their own concerns and challenges, leading to active two-way dialogue and the exchange of insights that can be applied to daily work.

Direct Dialogue with Investors to Promote Mutual Understanding

The Group believes it is extremely important to engage in constructive dialogue with shareholders and investors in order to achieve sustainable growth and enhance corporate value over the medium to long term. We have therefore identified active engagement conducted between investors and management as one of our key issues, while the President and Representative Director and Senior Managing Executive Officer, Head of the Business Strategy Department, are taking the lead in proactively holding quarterly financial results briefings and direct dialogue with shareholders and institutional investors. We make use of the opinions and questions we receive in dialogue with shareholders and investors in our management strategy for enhancing corporate value, and, mindful of fair disclosure, we strive to reflect them as far as possible in our integrated report and other IR materials, while strengthening our information dissemination on our website.
During FY2025, we held 65 engagements. We actively take part in conferences hosted by securities companies to increase our opportunities for dialogue with institutional investors, and we held an Electronics Field Briefing to deepen understanding of our business, publishing the proceedings on our website.

WEB **Electronics Field Briefing Session** https://www.sekisuichemical.com/ir/presentations/event/

In recent years, interest in ESG investment has grown globally, and ratings agencies are proactively undertaking surveys. SEKISUI CHEMICAL Group compiles and publishes its Sustainability Report based on rating agency questionnaires and third-party reviews, as well as referencing various report-drafting guidelines including GRI and SASB standards and considering the importance of the report to society and SEKISUI CHEMICAL Group.

Number of Times Active Engagement Conducted Between Investors and Management

	FY2021 results	FY2022 results	FY2023 results	FY2024 results	FY2025 results
Number of engagements*	82	74	80	73	65

* The number represents the number of times the directors and executive officers engaged in dialogue with investors.

Promoting Understanding and Acceptance of ESG Management Concepts Among Employees

We implement ESG management training for new employees, newly appointed managers, and others based on their position.
In FY2025, as in FY2024, we held President Workshop meetings for the presidents of local subsidiaries outside of Japan. We were able to confirm the progress and effectiveness of challenge-taking behavior and engagement improvement measures, in some regions with the Head of the Human Resources Department and other senior officers in attendance, and gain insights from other companies' case studies that will lead to the resolution of our own issues.
The regional headquarters disseminate ESG-related information to employees of their respective Group companies. In Europe, ESG-related information is posted on the intranet once a month, and in the United States, ESG training based on each employee's position is held on a regular basis, with an ESG poster competition added from FY2025. In China and the rest of Asia, we are working to raise employees' awareness of ESG by holding ESG poster competitions, distributing videos, and providing training for regional personnel.

Distributing Value to Stakeholders

The Group calculates distribution status based on financial statements by stakeholder, using GRI and other standards as a reference.

(Unit: Millions of yen)

Stakeholders	Method of calculating amounts	FY2021	FY2022	FY2023	FY2024	FY2025
Shareholders	Dividends	23,177	25,100	29,094	32,937	35,578
Business Partners	Cost of sales, selling costs / general administrative costs (excluding personnel costs)	858,944	926,822	930,019	944,955	957,760
Employees	Labor costs, etc.	210,122	224,034	232,120	244,848	245,044
Local Communities	Donations	198	198	296	297	—
Environment	Environmental conservation costs	27,522	26,373	15,726	14,852	—
Government and administrative bodies	Corporate taxes, local taxes, and business taxes *Excluding corporate tax adjustments	35,995	27,325	38,400	33,276	35,341
Creditors	Interest paid as part of costs apart from sales	774	872	1,103	1,039	1,443

Performance Data

Details of Donation Activities in FY2025 (SEKISUI CHEMICAL Group)

(Unit: Thousands of yen)

Type of donation	Amount
Donations	264,808
Employee volunteers	39,234
Donations of goods	7,707
Administrative costs	1,602

Breakdown of Cash Donations in FY2025

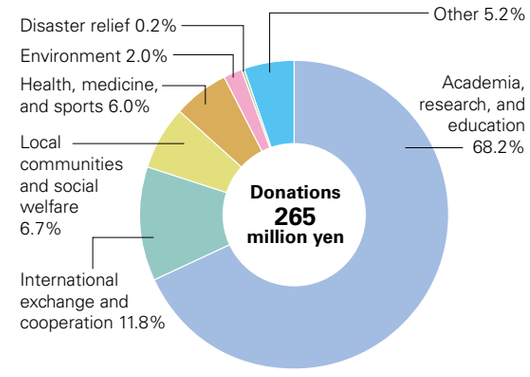

Declaration of Support for Initiatives and Organizations in Which SEKISUI CHEMICAL Group Participates

SEKISUI CHEMICAL Group respects international norms and standards including the Universal Declaration of Human Rights, ISO 26000, the OECD's Guidelines for Multinational Enterprises, the ILO's International Labour Standards, and the United Nations' International Bill of Human Rights as well as the Guiding Principles on Business and Human Rights (Ruggie Framework). In March 2009, SEKISUI CHEMICAL signed the United Nations Global Compact*.
In addition, SEKISUI CHEMICAL Group is a supporter of the Japan Climate Initiative (JCI) Declaration. As such, the Group is joining the front line of the global push for decarbonization from Japan.

* United Nations Global Compact:
A voluntary program in which top management of firms around the world pledge to comply with 10 principles on subjects such as human rights, labor standards, the environment, and anti-corruption efforts within the scopes of influence of their firms and participate in building a global framework for realizing sustainable growth.

UN GLOBAL COMPACT

2026 PARTICIPANT

Our company is committed to upholding the Ten Principles of the **United Nations Global Compact**. Please refer to our **Communication on Progress.**

Information Disclosure Based on the Recommendations of the Task Force on Climate-related Financial Disclosures (TCFD) Information Disclosure in Accordance with the Taskforce on Nature-related Financial Disclosures (TNFD) Guide

The Group declared its support for the recommendations put forward by the TCFD[*1] in January 2019. The Group began disclosing information based on these recommendations from July 2019. Furthermore, in July 2023, we began addressing the Group's biodiversity issues based on a guide released by the TNFD[*2] in February 2023[*3]. By promoting the disclosure of such information, we will strive to build a sustainable management infrastructure that includes relationships of trust with stakeholders.

*1 TCFD: Task Force on Climate-related Financial Disclosures, a task force established in 2015 by the Financial Stability Board (FSB). It has proposed a framework for companies to disclose information regarding the impact of climate change on their finances. The task force concluded its mission in October 2023, and its concepts and framework have now been incorporated into the climate-related disclosure standards of the ISSB.

*2 TNFD: Taskforce on Nature-related Financial Disclosures. Established in 2021 to create a framework for private companies and financial institutions to properly assess and disclose risks and opportunities related to natural capital and biodiversity. As a framework to follow TCFD, it is developing a disclosure framework for nature-related risks.

*3 Disclosed on the Company's website under TCFD/TNFD Report. See the following for more information.

WEB **Disclosure of Information Based on TCFD/TNFD Recommendations**
https://www.sekisuichemical.com/sustainability_report/report/#tcfd

Major Organizations in Which SEKISUI CHEMICAL Group Participates

As of March 31, 2026

Organization, committee, conference, etc.	Main positions undertaken by SEKISUI CHEMICAL Group personnel, including directors
Committee on Urban Policy and Housing Development, Japan Business Federation	Chairperson
Committee on Responsible Business Conduct & SDGs Promotion, Japan Business Federation	Chairman of Subcommittee on Planning
Keidanren Nature Conservation Council	Vice Chairman
Japan Chemical Industry Association	Director
The Japan Plastics Industry Federation	Director
Kansai Chemical Industry Association	Vice Chairman, Managing Director
Japan Federation of Housing Organizations	Director
Japan Prefabricated Construction Suppliers and Manufacturers Association	Managing Director
The Machinami Foundation	Director
The Provision of Quality Housing Stock Association (SumStock)	Vice Chairman
Japan-China Association for Building and Housing Industry	Director
Japan PVC Pipe and Fittings Association	Director
FRPM Pipes Association of Japan	Chairman
Japan Sewage Works Association	Advisory Council Director
Federation of Japan Water Industries, Inc.	Director
Japan Sewage Pipe Renewal Method Association	Vice Chairman, Director
Japan Pipe Rehabilitation Quality Assurance Association	Director
Japan Society for Trenchless Technology	Director
Pipeline Quality Evaluation System Thinking-Association	Director
Gesuido Pipe Databank	Representative Director
Japan Adhesive Tape Manufacturers Association	Vice Chairman, Director
Environmentally Symbiotic Community Development Association	—
SDGs: Smart Wellness Housing R&D Consortium	—
Senior Housing Association	—
Japan Housing Association	—
Geo-Heat Promotion Association of Japan	—
Nature Environment Coexistence Technology Association	—
RE100	—
Japan Clean Ocean Material Alliance (CLOMA)	—
Sustainable Plastics Initiative (SusPla)	Director

Respect for Human Rights

Strategy

Basic Concept

SEKISUI CHEMICAL Group recognizes its responsibility to protect the human rights of all people who are affected by its business activities. In recent years, human rights issues have received increasing attention from society as laws and regulations regarding human rights have been enacted in Japan and overseas. In order to strengthen our sustainable management platform, we believe it is vital that we respect the human rights of not only Group employees, but also other stakeholders, including business partners.
With this in mind, SEKISUI CHEMICAL Group formulated a human rights policy based on the United Nations Guiding Principles on Business and Human Rights in May 2019 in a bid to fulfill its responsibilities to all stakeholders. In February 2024, we also clearly specified human rights issues that the Group considers particularly salient. Based on the aforementioned policy, SEKISUI CHEMICAL Group will identify, address, and correct human rights risks that may arise from its business activities by organizing human rights initiatives that are in line with the Company in the following manner: promoting human rights impact assessments, integrating into the Group's business, making reports, and putting in place the Grievance Mechanism.
In the current Medium-term Management Plan, we have identified the following as key issues: (1) cultivating and instilling a culture of respect for human rights; (2) implementing human rights due diligence to reduce risk; and (3) implementing the Grievance Mechanism, and, have steadily advanced our business and human rights initiatives, with the Human Rights Subcommittee playing a central role. We have also worked to strengthen the execution capabilities of our RHQs (regional headquarters).
In the next Medium-term Management Plan, to enhance the effectiveness of our business and human rights initiatives, we will promote the dissemination and integration of these initiatives through a promotion structure that includes the divisional companies, while advancing the identification of risks and measures across the value chain and the appropriate handling of laws and regulations.

WEB **Human Rights Policy** https://www.sekisuichemical.com/sustainability_report/basic_policies/#anc-P01

Overview of SEKISUI CHEMICAL Group's Human Rights Initiatives

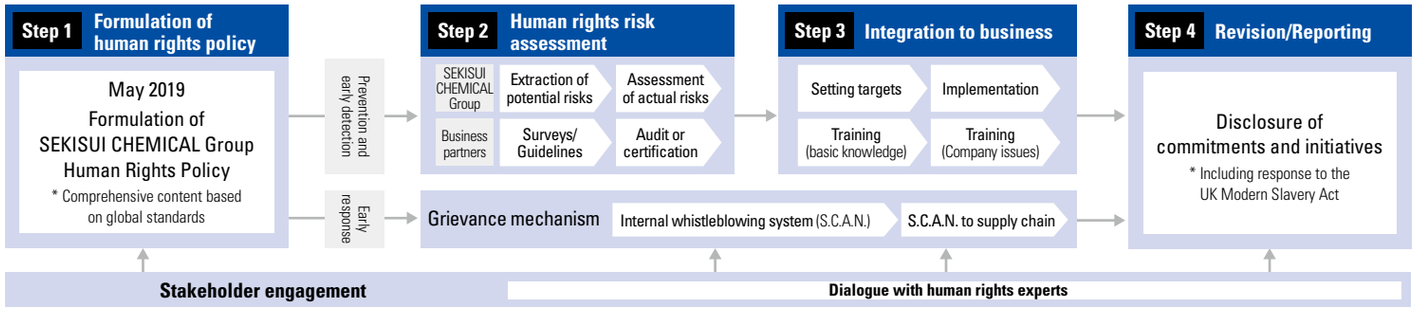

Awareness of Risk

In 2018, the Group used Verisk Maplecroft's data to calculate human rights risk scores from high-risk areas and industry perspectives, and identified potential human rights risks in Thailand, China, and India. In 2019, we became aware of the high human rights risks of foreign workers in Japan through dialogue with overseas experts. In 2021, we conducted a questionnaire survey of all areas where Group companies are located. While the survey did not reveal any issues that required immediate action, we identified issues that required further investigation and are continuing to take corrective measures. In 2025, we conducted a human rights impact assessment based on the latest information from the non-profit organization Caux Round Table Japan*1, and confirmed that potential human rights risks related to our business are high in Thailand, China, India, Indonesia, Mexico, and Taiwan. We also identified potential human rights risks along the value chain of each divisional company.
The Group will continue to analyze latent human rights risks on a regular basis. We will also conduct surveys, questionnaires, and engage in dialogue with overseas experts as appropriate while working to recognize new human rights issues and identify risks based on global standards.

*1 A non-profit organization with a network of various CSR-related organizations in Japan and overseas and extensive experience in providing support programs for initiatives to reduce human rights risks within corporate supply chains.

Governance

System

Since FY2022, the Group has had a Human Rights Subcommittee under the Sustainability Committee to strengthen its response to a wide range of human rights issues in a cross-organizational manner, and is promoting initiatives accordingly.
In FY2024, we established a new Human Rights Subcommittee as the seventh subcommittee under the Sustainability Committee. In addition, the previous subcommittee was reorganized as the Human Rights Promotion Subcommittee, which is a subordinate organization of the Human Rights Subcommittee.
The Human Rights Subcommittee is composed of the Executive Officer and head of the Human Resources Department as chairperson, and the heads of each specialized headquarters department. The Human Rights Subcommittee is responsible for formulating Group-wide policies on human rights. At the same time, four working groups linked to the Human Rights Promotion Subcommittee draft and implement specific measures.
We will promote human rights initiatives throughout the Group by sharing the policies and measures established by the Human Rights Subcommittee and each working group with the relevant departments of the Company's headquarters and divisional companies, and by implementing them at the business-site level.
In FY2025, one meeting of the Human Rights Subcommittee and six meetings of the Human Rights Promotion Subcommittee were held.

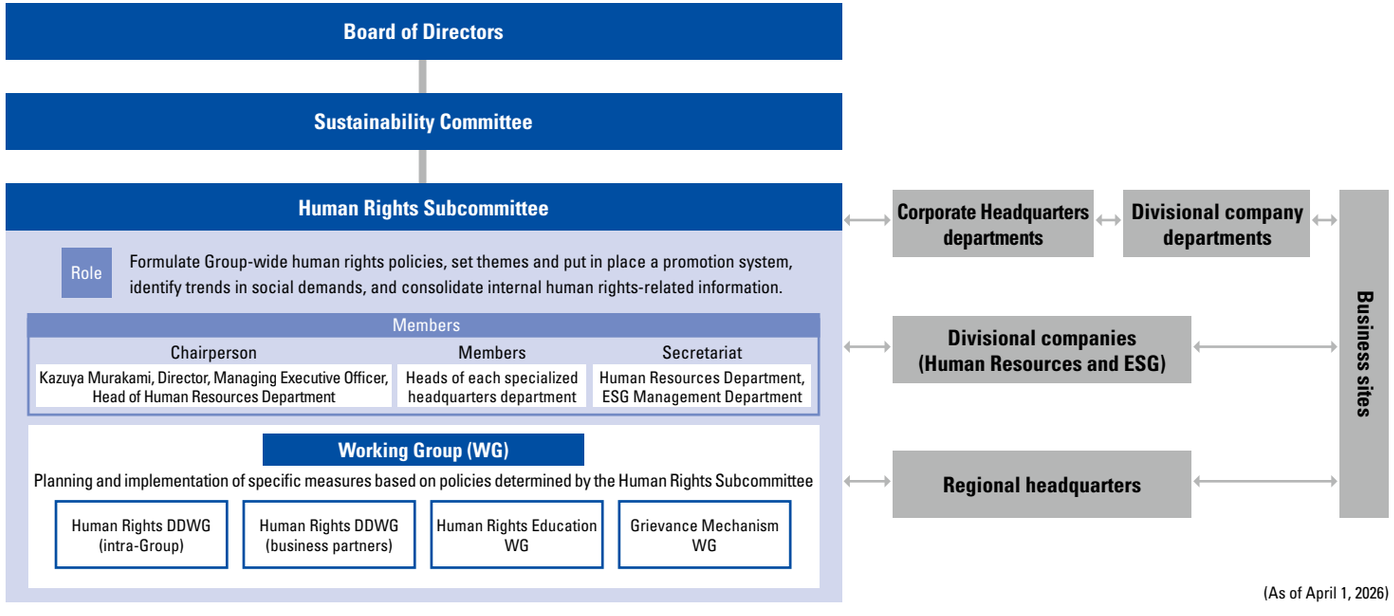

(As of April 1, 2026)

Grievance Mechanism

The Group has put in place a variety of mechanisms to listen to the voices of stakeholders, including an internal whistle-blowing system, a business partner reporting desk, the Customer Consultation Office, and a sustainability inquiry desk, in order to take appropriate measures to correct any negative impact on human rights that arise from its business activities.
For Group employees, we operate the SEKISUI Compliance Assist Network (S.C.A.N), a whistle-blowing system for all domestic employees, and the SEKISUI CHEMICAL Group Global Hotline system available in multiple languages for all global employees, to receive reports and consultations as necessary.
We established and are operating a reporting and consultation desk on our website that can be used by executives and employees of business partners in Japan that engage in ongoing business transactions with SEKISUI CHEMICAL Group companies.
As a global measure, we are rolling out the SEKISUI CHEMICAL Group Global Hotline, a system that allows a broad range of stakeholders, including overseas business partners, to report and seek consultation in multiple languages, and we have now completed its introduction in regions other than the Americas.

Risk Management

Risk Management

The Group conducted human rights due diligence together with a specialized agency while prioritizing potential human rights risks based on dialogue with experts and an analysis survey conducted by the agency (Verisk Maplecroft*2) and the identification of high-risk sites through simultaneous surveys covering the entire Group. The relevant sites, RHQ (regional headquarters), divisional companies, and Corporate Headquarters cooperate in planning and implementing remedial action measures for identified issues. Through these efforts, we will implement Group-wide risk management activities on a global basis with the aim of reducing risks.

*2 A risk analysis and research corporation with a global perspective and knowledge of human rights, economic, and environmental risks.

Human Rights Due Diligence (SEKISUI CHEMICAL Group)

SEKISUI CHEMICAL Group launched initiatives aimed at building a human rights due diligence*3 framework in November 2018. The major initiatives implemented up to FY2025 are as follows.

*3 Human rights due diligence is the ongoing management process of identifying and assessing any potential negative impact on human rights (human rights risks) from a company's business activities, and if there are human rights risks, the process of creating mechanisms to prevent or mitigate the impact from such risks.

FY2018 to FY2019

Employed a specialized agency (Verisk Maplecroft) to analyze potential human rights risks in major businesses and conducted internal hearings based on the results of analysis.

FY2020

Implemented human rights interviews at domestic production sites.

FY2021

Conducted a survey-format human rights risk assessment on a global basis for management covering all Group companies and for employees (including indirect employees) at selected business locations.

FY2022

Corrected issues identified through the above risk assessment and conducted human rights interviews at two domestic and overseas bases.
- UIEP Company: Sekisui Industrial Piping Co., Ltd. (Taiwan)
- Housing Company: Kinki Sekisui Heim Sekou Co., Ltd.

FY2023

Human rights interviews were conducted at three locations: overseas production site, domestic nursing care site, and domestic construction site.
- HPP Company: PT. SEKISUI POLYMATECH INDONESIA
- Housing Company: Healthy Service Corporation
- Construction company (a business partner of the Housing Company)

FY2024

Human rights interviews were conducted at four locations at overseas production sites and domestic construction sites.
- HPP Company: THAI SEKISUI FOAM CO., LTD.
- Three construction companies (business partners of the Housing Company)

FY2025

Human rights interviews were conducted at seven locations in total: overseas production sites, domestic construction sites, and domestic production sites.
- HPP Company: SEKISUI DLJM MOLDING PRIVATE LTD.
- Housing Company: four construction companies that are business partners, and one domestic production site
- UIEP Company: one domestic production site

Identifying and Remediating Human Rights Risks

SEKISUI CHEMICAL Group is implementing initiatives to identify and remediate human rights risks based on global human rights risk assessments.
The initiatives for FY2025 are as follows.

Human Rights Interview at an Overseas Production Site

In FY2025, as in FY2024, we conducted an interview on human rights at an overseas production site (India).
SEKISUI DLJM MOLDING PRIVATE LTD. confirmed that the human rights risks for employees were relatively high based on the results of a potential human rights risk analysis conducted by an external specialized agency (Verisk Maplecroft) in FY2018 and a human rights survey targeting all subsidiary companies, and has been working on improvements through various measures. To evaluate the current situation, we conducted interviews. We interviewed local employees for the purpose of gaining a better understanding of their actual working conditions (discrimination and harassment, appropriate wages, appropriate working hours, forced labor, occupational safety and health in the workplace, etc.).

Targets

Of the 397 workers employed at High Performance Plastics (HPP) Company SEKISUI DLJM MOLDING PRIVATE LTD. (259 of whom are contract employees), we interviewed 15 (four of whom are women).

Implementation method

1 As a preliminary survey, we conducted a survey of employees based on the Dhaka Principles, an international norm on responsible migrant worker employment.
2 Caux Round Table Japan conducted interviews with employees divided into groups for each role, each lasting about an hour based on a preliminary survey.

Survey content

Discrimination and harassment, appropriate wages, appropriate working hours, leave/vacation, freedom of association and collective bargaining rights, and respect for women's rights.

Results

Although no significant negative impact on the human rights of employees was found in this survey, areas for improvement were identified for creating a better workplace environment, including appropriate working hours and employment conditions, transparency of wage information, respecting the rights of female employees, occupational safety and health, and access to remedy. In response to these issues, SEKISUI DLJM MOLDING PRIVATE LTD. formulated a remediation plan and took measures to address them.

Human Rights Interviews at Domestic Production Sites and Domestic Construction Sites

Since FY2020, SEKISUI CHEMICAL Group has conducted human rights assessments, including interviews with employees, at domestic production sites and construction companies of the Housing Company that employ foreign workers. This is in response to the high level of human rights risks related to the working environment of foreign workers in Japan identified through dialogue with overseas experts.
In FY2025, we conducted a foreign employment management assessment*4, including employee interviews, at the four construction companies that are business partners of the Housing Company and one domestic production site each for the Housing Company and the Urban Infrastructure & Environmental Products Company.

Targets

1 Construction Company H (business partner of the Housing Company): Two foreign nationality employees (0 women) and one manager
2 Construction Company H (business partner of the Housing Company): Two foreign nationality employees (0 women) and one manager
3 Construction Company A (business partner of the Housing Company): Five foreign nationality employees (0 women) and one manager
4 Construction Company H (business partner of the Housing Company): Two foreign nationality employees (0 women) and one manager
5 Business Partner P (at a domestic production site of the Housing Company): 14 foreign nationality employees (0 women) and one manager
6 Business Partner O (at a domestic production site of the Urban Infrastructure & Environmental Products Company): 100 foreign nationality employees (35 women) and one manager

Implementation method

1 Conducted a preliminary survey consisting of 342 questions in 40 categories regarding human rights, and held interviews with presidents, executives, foreign worker labor managers, and personnel and labor management supervisors based on the survey results.
2 Interviews were conducted with foreign nationality employees and managers for human resources and labor management.
3 As a result of the assessment, corrective actions were implemented in response to issues pointed out by a third-party organization (examples of corrective actions: wearing company-provided safety shoes, etc.).

Results

For the six companies targeted for interviews, they were each evaluated above the appropriateness criteria in the categories of "hiring," "labor," "employee agreement," "human rights," and "job satisfaction," and all were recognized as proper operators that fairly employ foreign nationals. On the other hand, many of the issues pointed out as future challenges concerned the evaluation system, Japanese-language education, and career-plan education, and we provided feedback to the business partners.

*4 This assessment is designed to confirm whether foreign national human resources are appropriately employed. Involved in foreign national human resources recruitment, foreign national employment support, and Japanese language education support, One Terrace Co., Ltd. serves as the certification organization.

Human Rights Due Diligence (Our Suppliers)

Caring about human rights issues across the entire supply chain

FY2024 was a year of new initiative revisions held once every three years, and activities were improved accordingly. A questionnaire that could be understood regardless of the scale of the business partner was created and distributed for the sustainable procurement survey. The content of the questionnaire is also designed to serve as a checklist for addressing human rights issues. While previous questionnaires were conducted in the three languages of Japanese, English, and Chinese, new versions were prepared in 13 languages including Traditional Chinese, Arabic, German, Indonesian, Korean, Malay, Dutch, Spanish, Thai, and Vietnamese, taking into account the location, language, and nationality of business partners. Based on the survey flow for the current fiscal year, we distributed the questionnaires to 617 companies globally.

Details of human rights due diligence implementation in supply chains

In FY2024, we conducted a sustainable procurement survey based on a new survey flow that is conducted once every three years. Based on the raw material purchase records for FY2022 and FY2023, we conducted a survey involving 1,085 companies, confirming various conditions of business partners, external data services related to ESG, and utilizing a new questionnaire for the survey. The questionnaire survey using the new questionnaire form was distributed to 617 companies, and responses were received from all companies (response rate: 100%).
In FY2025, drawing on the results of that survey, we visited business partners that we judged to be key suppliers by our own criteria. During the visits, in addition to the questionnaire content, we sought to grasp the actual state of risk through employee interviews. We conducted direct visits to 28 companies, and as a result, no business partners were found to be high-risk. This confirmation also includes matters related to child labor. We also prepared programs tailored to each of seven regions, namely China, Taiwan, South Korea, Southeast Asia (Thailand), Europe (Netherlands), the Americas (USA), and Japan, and held seminars on sustainable procurement delivered by external experts.

Indicators and Targets

Current Medium-term Management Plan targets (FY2023-2025)	FY2025 results
Continuously implement human rights due diligence and gradually transition the operating entity to each divisional company and regional headquarters	• SEKISUI CHEMICAL Group · High Performance Plastics (HPP) Company SEKISUI DLJM MOLDING PRIVATE LTD. (India) conducted human rights interviews • Domestic production sites · Human rights interviews were conducted at one site each for the Housing Company and the Urban Infrastructure & Environmental Products Company • Construction company (business partner) · Human rights interviews conducted at five construction companies (business partner of the Housing Company)
Expand the scope of management of key risks in the supply chain, put in place management regulations, expand self-audit operations, and utilize external evaluations	· Sustainable procurement survey: Dialogue with 28 companies and seminars held at seven locations · Sustainable timber procurement survey: 100% implementation rate · Responsible mineral procurement survey: 100% implementation rate
Cultivate and instill a culture of respect for human rights	· Held Human Rights Month (global) · Awareness program for management and executives: Conducted for newly appointed executive officers and directors of Group company · Incorporated into existing training programs (conducted at key milestones such as new employee hiring and overseas assignments)
Complete the global introduction of multi-lingual whistle-blowing systems (SEKISUI CHEMICAL Group Global Hotline) that also function as the Grievance Mechanism	· All SEKISUI CHEMICAL Group companies globally (China, Asia, Australia, Europe, and the Americas) have completed implementation (by FY2024). · There have been reports from all regions except Australia.

Major Initiatives

Human Rights Education

Human rights training for Group employees

The Group conducts training and education on human rights for its employees in order to engage in management that takes human rights into consideration. We are conducting a "Human Rights Month" as an awareness event for all Group employees globally. Additionally, we are conducting training for senior management and incorporating content that raises awareness of human rights issues, including forced labor, child labor, and harassment, into the hierarchical training conducted at milestones such as entry into the Company and promotion, thereby promoting the importance of respecting human rights and awareness of our human rights policy.

Conducted SEKISUI CHEMICAL Group Human Rights Month

To encourage employees to act in a manner that respects human rights, we have designated December each year as "Human Rights Month" starting from FY2022, with participation from all Group employees globally. In FY2025, we implemented a president's message, poster displays, and "Human Rights and Compliance e-Learning 2025" (all communicated across 12 countries). A total of 20,490 individuals (78.35%) participated in the "Human Rights and Compliance e-Learning 2025." Additionally, as a domestic activity, we held an online seminar on December 5 titled "Human Rights Issues: Are They Present in Your Daily Life!? Learning the Basics of 'Business and Human Rights' in a Gentle Manner," which was viewed by 457 individuals (including archives). The theme focused on the awareness that even familiar events may have the potential for human rights violations, and we provided video viewing during the period of Human Rights Month.
At the same time, to ensure understanding in as many preferred languages as possible, we increased the number of translation languages for our human rights policy from the previous three (Japanese, English, and Chinese) to twelve languages, and re-communicated it globally.

Promotion of understanding among senior management

We are conducting training at workshops for newly appointed executive officers and directors of Group companies, seeking to promote understanding and implementation of the SEKISUI CHEMICAL Group's initiatives on "Business and Human Rights" based on our human rights policy from the perspective of senior management.

Strengthening human rights education in hierarchical training

We are promoting the importance of respecting human rights and awareness of our human rights policy through training conducted at milestones such as entry into the Company, promotions, and overseas assignments. In FY2025, we reviewed the e-learning program based on tiers.

Stakeholder Engagement

From June to December 2024, the SEKISUI CHEMICAL Group participated in a stakeholder engagement program[*5] to promote human rights due diligence initiatives, where companies from various industries, NPOs, NGOs, and experts exchanged opinions. Participating companies received input from NPOs, NGOs, and experts on key social issues in Japan and overseas related to human rights and the environment, and engaged in discussions with various stakeholders to identify key human rights issues specific to each industry. We will share the new information and knowledge gained through this engagement to strengthen the foundation of our human rights initiatives and further advance our activities.
We will continue to use the opinions of these stakeholders to promote systematic human rights initiatives in accordance with the Guiding Principles on Business and Human Rights.

*5 Stakeholder Engagement Program: Hosted by the Caux Round Table Japan

Response to the UK Modern Slavery Act

The Group discloses a statement, adopted by the Board of Directors, regarding its efforts to prevent any form of modern slavery or human trafficking in any part of the Group's business or within its supply chains, in accordance with section 54 (1) of the UK Modern Slavery Act, which came into force in the UK in 2015.
We will also take appropriate measures to comply with laws and regulations related to human rights in countries and regions other than the UK that are relevant to the Group's operations.

WEB **Statement on the UK Modern Slavery Act**
https://www.sekisuichemical.com/sustainability_report/pdf/English_Modern_Slavery_Statement_for_FY2024.pdf

Responsible Procurement

Strategy (Stance, Approach, and Awareness of Risk)

Basic Concept

SEKISUI CHEMICAL Group aims to continue evolving in its procurement activities with respect to accountability, transparency, and respect for stakeholders' interests, based on its Long-term Vision, Vision 2030, the Vision Statement of "Innovation for the Earth": In order to realize a sustainable society, we support the basis of LIFE and will continue to create "peace of mind for generations to come."
From FY2023 to FY2025, we worked to promote sustainable procurement that had evolved beyond our earlier efforts, carrying out supplier due diligence (listing all suppliers, conducting sustainable procurement surveys, holding dialogue with business partners, on-site verification, and seminars for business partners and the SEKISUI CHEMICAL Group Purchasing Department) over a three-year period. In addition, to bring about a sustainable society together with our business partners, we newly established the Letter of Consent on Sustainable Procurement, and we have been concluding it with business partners in turn from FY2025.
From FY2026 onward, we will undertake a new round of supplier due diligence, raising awareness among a broader range of business partners and, where necessary, working more closely with them. In addition, in each country and region we will appropriately address the relevant laws and regulations, and we will also advance information disclosure.

Awareness of Risk

SEKISUI CHEMICAL Group recognizes procurement-related risks as follows.
· Improper procurement in the supply chain
In the event that improper procurement occurs, we will identify the situation through appropriate procedures and work to correct it. If the problem is not corrected within a certain period of time, we will consider measures, including the suspension of business transactions, in both product sales and raw material purchases.

Basic Procurement Policy

We established the SEKISUI CHEMICAL Group Basic Procurement Policy as a policy to promote CSR procurement, which we also posted and disclosed on the Group's website. Since its formulation in October 2006, we have expanded the content of the Policy to include conflict minerals in 2014 and timber procurement in 2018 in response to social issues and demands that have arisen. In 2019, we further enhanced the Policy by incorporating environmental considerations. In response to the diversification of social expectations placed on supply chains, such as those related to human rights, sustainability, and anti-corruption, and to address the growing severity of social issues and increasing societal demands in recent years, in February 2024, SEKISUI CHEMICAL Group revised the Basic Procurement Policy together with the SEKISUI CHEMICAL Group Human Rights Policy, and in September 2024, it revised Responsible Mineral Sourcing (policy).The revised policies require suppliers to fulfill their responsibilities to respect human rights. At the same time, we posted information on the Company's website to widely publicize details.

WEB **Basic Procurement Policy**
https://www.sekisuichemical.com/sustainability_report/basic_policies/#anc-P08

Sustainable Procurement Guidelines (Supplier Code of Conduct)

Sustainable Procurement Guidelines (Supplier Code of Conduct) summarize the procurement objectives that SEKISUI CHEMICAL Group and its business partners aim to achieve. Sustainable Procurement Guidelines are in line with the UN Global Compact 10 Principles, UN Guiding Principles on Business and Human Rights, and SEKISUI CHEMICAL Human Rights Policy, and serve as the criteria that must be observed by all business partners involved with the Group and the production of its products.
We ask our business partners to understand and comply with the purpose and content of these guidelines as well as cooperate with us in our efforts to realize a sustainable society.

WEB **Sustainable Procurement Guidelines**
https://www.sekisuichemical.com/about/assets/pdf/GuidelinesForSusutainableProcurement_20230303.pdf

Governance

System

Since FY2022, the Group has had a Human Rights Subcommittee under the Sustainability Committee. In FY2024, we established a new Human Rights Subcommittee, and the previous subcommittee was reorganized as a subordinate body under the newly established Human Rights Subcommittee. The Purchasing Group of Corporate Headquarters plays a central role in conducting procurement-related transactions in cooperation with the purchasing departments of business sites and Group companies as well as the Overseas Management Group. All transactions are conducted in accordance with our Basic Policy on Sustainable Procurement and Guidelines. In order to achieve more appropriate procurement throughout the supply chain, we encourage secondary and tertiary suppliers to realize and maintain socially responsible operations through our primary suppliers.
Cooperation with business partners is indispensable to the realization of sustainable procurement. For this reason, we are working to promote the understanding of suppliers regarding sustainable procurement and surveys. The Basic Policy on Sustainable Procurement and Guidelines are available on our website in English and Chinese for overseas business partners.

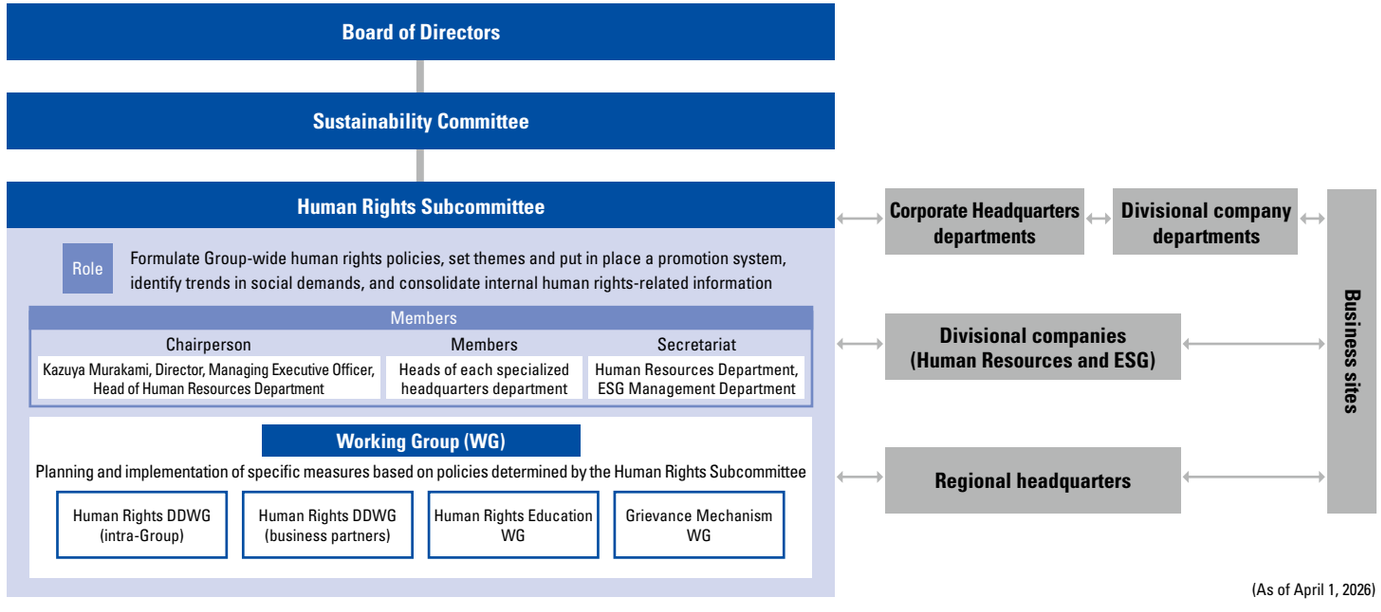

(As of April 1, 2026)

Building Supply Chains Based on Sustainable Procurement Surveys

SEKISUI CHEMICAL Group conducts sustainable procurement surveys to assess whether business partners are operating in a socially responsible situation. The purpose of these surveys is to build a responsible supply chain and to realize and maintain sustainable procurement. These surveys are conducted mainly with our existing business partners, and based on the survey results, we will work together with our business partners to resolve any issues that arise.
In FY2024, the sustainable procurement survey was drastically revised for the first time in three years. We expanded the scope of verification, which increased the number of business partners to be monitored, and we also adopted methods beyond surveys, including the use of external databases.
In addition to using the latest version of the CSR Procurement Self-Assessment Questionnaire created by the Global Compact Network Japan (GCNJ), which was updated in FY2021, we developed and implemented a new questionnaire, created with the support of a specialized consulting firm, that is easy to understand regardless of the business partner's company size or country of origin. The new questionnaire can also be used as a checklist for business partners and SEKISUI CHEMICAL Group's purchasing departments to advance sustainable procurement.
As for applying it to new business partners, we will continue our deliberations as we expand operations going forward.

WEB **Original questionnaire for business partners (created in FY2024)**
https://www.sekisuichemical.com/sustainability_report/pdf/English_Sustainable_Procurement_Self-Assessment_Questionnaire.pdf

	FY2021 survey	FY2024 survey
Scope of verification	Major purchasers possessing a defined amount of capital, with annual transactions of 30 million yen or more	Companies dealing in raw materials, including packaging, with annual transactions over 10 million yen were subject to verification.
Questionnaire	Questionnaire using the latest version of the GCNJ CSR Procurement Self-Assessment Questionnaire	· Evaluations also incorporate external data sources. · When utilizing questionnaires, we conduct surveys using both the latest version of the GCNJ CSR Procurement Self-Assessment Questionnaire and a newly created original questionnaire.
Schedule	Simultaneous surveys conducted every three years	Simultaneous surveys conducted every three years

Risk Management

In FY2023, the Group introduced a system that enables centralized management of purchased products and raw material suppliers. This enables the department that oversees Group-wide procurement-related activities to confirm the existence of risks to sustainable procurement in purchased goods and suppliers. In the event a risk is identified, risk-related quantitative information and the status of countermeasures can also be confirmed.
From FY2024, the system has been utilized to track new suppliers and purchasing information, and we are using this system to plan measures to maintain sustainable procurement by updating sustainable procurement-related information, such as survey results, in a timely and appropriate manner.

Sustainable Procurement Survey Process

Scope of verification

1. Suppliers of raw materials and materials (including packaging materials) that constitute or accompany products
2. Trading companies and manufacturers if the business partner is a trading company
3. Not applicable if the business partner is a SEKISUI CHEMICAL Group company

Frequency

Once every three years

Method of verification

Verification is conducted using multiple methods
· External database (Moody's)
· Surveys are conducted using the latest version of the CSR Procurement Self-Assessment Questionnaire and the original questionnaire
· Direct dialogue with business partners

Verification system

The Purchasing Group of Corporate Headquarters manages the entire survey, and taking into account relationships with business partners, the Purchasing Group of Corporate Headquarters as well as business site and Group company purchasing departments are responsible for requesting business partners to fill out questionnaires and collecting their responses. The Overseas Management Group and Group company purchasing departments are tasked with conducting surveys of business partners abroad.

Indicators and Targets

Targets

Critical action items	Disclosure	FY2025 targets	FY2025 results
Expand the management scope of key risks	Sustainable timber procurement survey	100% implementation rate	100% implementation rate
	Responsible mineral procurement survey	100% implementation rate	100% implementation rate
Minimize supply risks	Dialogue with key suppliers identified by our own criteria	29 companies	28 companies
	Holding sustainable procurement seminars	Held at seven sites worldwide	✓

Major Initiatives

FY2025 Sustainable Procurement Survey

The Group conducts surveys of its business partners regarding sustainable procurement.
In FY2024, we conducted verification of business partners, including a questionnaire survey once every three years. A total of 1,085 business partners were subject to verification, and we made use of external databases and questionnaire surveys to conduct the assessments. Of these, the questionnaire survey was conducted with 617 companies, and we received responses from all of them (a 100% response rate).
In FY2025, drawing on the results of that survey, we visited business partners that we judged to be key suppliers by our own criteria. During the visits, in addition to the questionnaire content, we sought to grasp the actual state of risk through employee interviews. We conducted direct visits to 28 companies, and as a result, no business partners were found to be high-risk. For the one company not yet visited, we plan to conduct the visit in FY2026. We also prepared programs tailored to each of seven regions, namely China, Taiwan, South Korea, Southeast Asia (Thailand), Europe (Netherlands), the Americas (USA), and Japan, and held seminars on sustainable procurement delivered by external experts.

Declaration of Partnership Building

In March 2022, we signed the Declaration of Partnership Building, declaring that we will focus on coexisting in mutual prosperity throughout the supply chain, forging new partnerships (inter-company collaboration, support for IT implementation, expert matching, green procurement, etc.), and comply with promotion standards. In addition, we signed a revised version of the Declaration of Partnership Building in August 2024 and March 2026.

WEB **Declaration of Partnership Building**
https://www.biz-partnership.jp/declaration/129162-05-08-osaka.pdf (In Japanese only)

FY2025 Responsible Mineral Procurement Survey

SEKISUI CHEMICAL Group holds in-house training sessions to deepen understanding of surveys on the background behind conflict minerals (minerals that fund armed insurgents) and social changes (human rights violations such as child labor).
This training was conducted prior to the survey based on the Responsible Mineral Procurement Survey Manual.
The survey was conducted at 55 sites in Japan and overseas that handle the subject minerals. As a result, of the raw materials containing the target minerals in Japan, 85% were identified at smelters, and 15% were non-disclosed or unknown. Overseas, we identified 100% at smelters.
Going forward, when a smelter is non-disclosed or unknown, we will consult with the business partner and consider appropriate measures on a case-by-case basis.

Responsible Mineral Procurement Survey Method

	Survey method
Target risks	· Whether they fund armed insurgents · Overall human rights violations including child labor
Target regions	· CAHRAs (EU Conflict Mineral Regulation): 28 countries · The Democratic Republic of Congo and neighboring countries: 10 countries Total 34 countries (due to duplication)
Target minerals	3TG (tantalum, tungsten, tin, gold) + cobalt, mica
Target raw materials	Raw materials containing target minerals
Report contents	· Number of companies and products about which customers have made inquiries · List of raw materials, names of target minerals, refineries, countries of origin, etc. · Response for high and medium risk level

Sustainable Timber Procurement

In the course of our business activities, we procure wood itself or wood as a raw material. We are aware that this may have a negative impact on human rights and the environment. In addition, at COP26 in November 2021, leaders from over 100 countries, including Japan, signed a document committing to end deforestation by 2030.
In response, the Group made significant progress regarding due diligence in FY2022. Specifically, we set a new target of zero deforestation by 2030 and reviewed our "Timber Procurement Policy" in an effort to achieve this target.

WEB **Timber Procurement Policy**
https://www.sekisuichemical.com/sustainability_report/basic_policies/#anc-P08

The Group has established the Sustainable Timber Procurement Guidelines in order to achieve procurement in line with our Timber Procurement Policy. In addition to legal timber procurement, we also aim to reduce the negative impact of deforestation on the human rights and environment of indigenous people.
We conducted a survey of 73 suppliers with respect to tree species and logging sites. We also held hearings with suppliers who handle raw materials that are endangered species and whose logging areas are in high-risk countries to clarify traceability. In particular, for timber originating in the Malaysian state of Sarawak, where the risk is of greatest concern, we have requested that it be excluded from procurement. As a result, we confirmed directly with our business partners that no such timber was procured in FY2025 either. Procurement ratios by area are shown as follows.
Going forward, we will also conduct detailed surveys of timber originating in other Malaysian states, Indonesia, China, and Vietnam, and proceed with identifying risks.

WEB **Sustainable Timber Procurement Guidelines**
https://www.sekisuichemical.com/sustainability_report/basic_policies/#anc-P08

Percentage of Trees FY2025 Survey

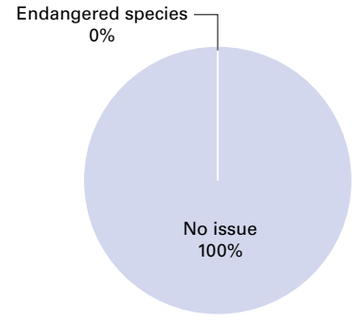

Percentage of Logging Countries FY2025 Survey

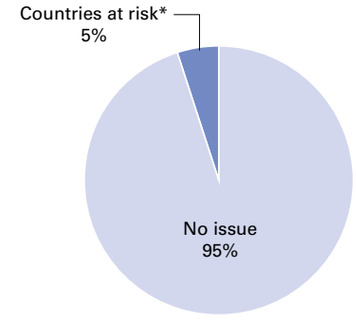

* Countries at risk: Malaysia, Indonesia, China, Vietnam

Governance

■ Corporate Governance ····· 141
■ Risk Management ····· 148
■ CS & Quality ····· 155
■ Legal and Ethical Issues ····· 164
■ Information Management ····· 171
■ Innovation ····· 175
■ Intellectual Property Management ····· 179
■ DX ····· 182

Corporate Governance

Strategy (Stance and Approach)

Basic Concept

SEKISUI CHEMICAL Group's basic policy on corporate governance is to pursue sustainable growth and raise corporate value over the medium to long term, and we will hold firmly to this policy under the next Medium-term Management Plan as well.
To achieve this, we are increasing management transparency and fairness and pursuing swift decision-making. At the same time, we will continue to meet the expectations of the Group's five important stakeholders—customers, shareholders, employees, business partners, and local communities and the global environment—through the creation of social value as stated in our Corporate Philosophy.

SEKISUI Corporate Governance Principles

The Company has established and disclosed the SEKISUI Corporate Governance Principles for the purpose of further evolving its corporate governance initiatives and communicating its corporate governance approach and initiatives to stakeholders.
In addition to the above Principles, the status of the Company's initiatives and its approach with respect to the Corporate Governance Code, consisting of the General Principles, Principles, and Supplementary Principles, are summarized and disclosed in Initiatives to Each of the Principles of the Corporate Governance Code.
Details of SEKISUI CHEMICAL Group's Corporate Governance Report, SEKISUI Corporate Governance Principles, and Initiatives on Each of the Principles of the Corporate Governance Code are available at the following website.

WEB **Corporate Governance**
https://www.sekisuichemical.com/about/outline/governance/

Governance

Organizational Structure

SEKISUI CHEMICAL has chosen a company with an Audit and Supervisory Board as its organizational structure under the Companies Act. Under the Divisional Company Organization System, we have adopted the Executive Officer System in order to separate the supervisory function of directors from the business execution function of executive officers and to ensure each divisional company responds swiftly to changes in the business environment.

Organizational structure	A company with an Audit and Supervisory Board
Total number of directors	12 (In-house: 7; Outside: 5) * Three of whom are female
Ratio of outside (independent) directors	41.7%
Ratio of female directors	25.0%
Director's term of office	1 year
Executive Officer System introduced	Yes
Organization to assist the president in making decisions	Policy Committee
Voluntary advisory board to the Board of Directors	Nomination and Remuneration Advisory Committee and Diversity Promotion Committee established

Initiatives Taken to Enhance Corporate Governance

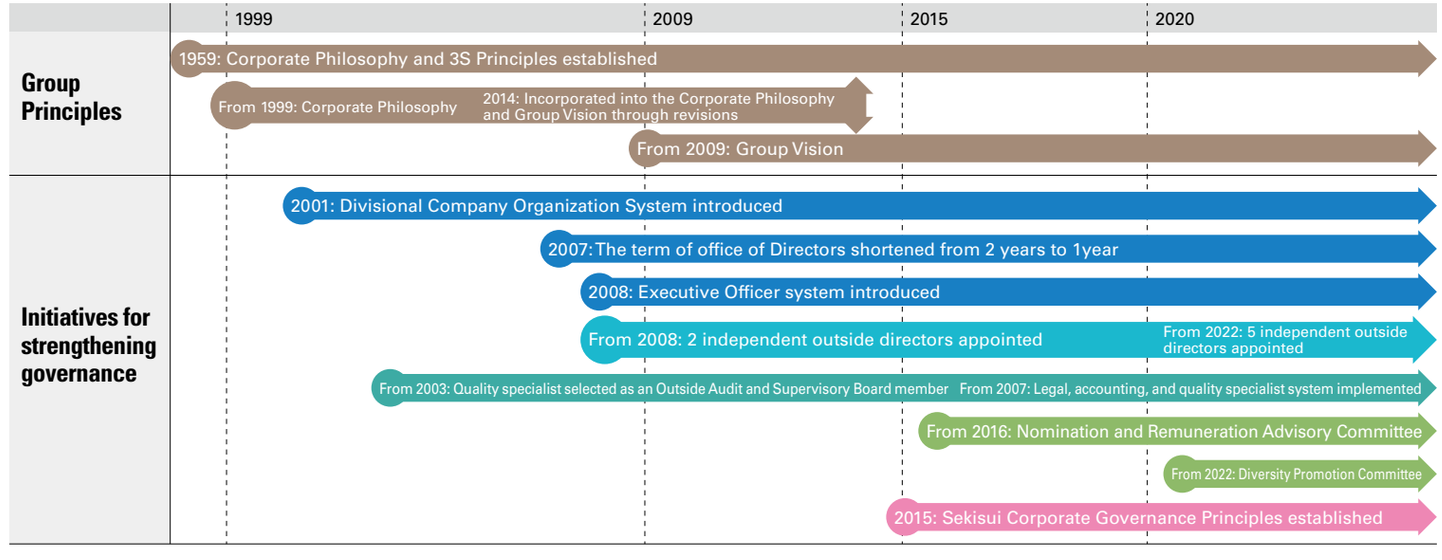

Corporate Governance System Chart

* As of April 1, 2026

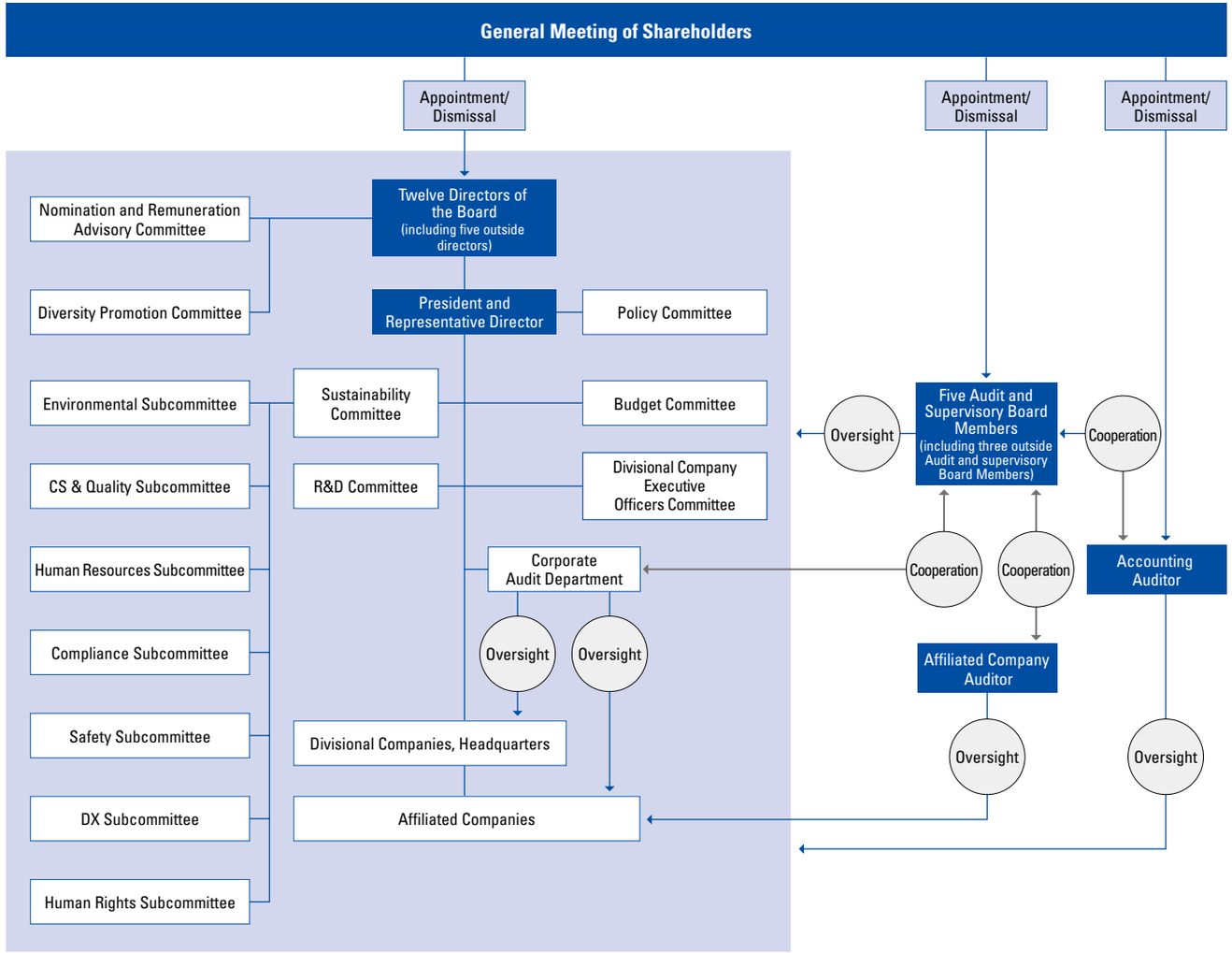

Roles and Responsibilities of the Board of Directors

The Board of Directors is positioned as a body responsible for determining basic company-wide policies, making sophisticated management decisions, and overseeing business execution.
The Board of Directors is chaired by the Chairman, who is a non-executive director, and through the appointment of Outside Directors with sufficient independence, a highly effective supervisory framework for directors is established to ensure transparency and fairness in management.
In principle, directors are requested to attend 100% of Board of Directors meetings.

Composition of the Board of Directors

The Company has set the number of directors at a maximum of 15, including the appointment of several Outside Directors.
The Company's Board of Directors is composed of directors who possess excellent personal character, insight, and high ethical standards, as well as knowledge, experience, and ability.
All Audit and Supervisory Board Members, including outside Audit and Supervisory Board Members, are required to attend Board of Directors meetings. The appointment of Audit and Supervisory Board Members includes at least one member with knowledge and expertise in corporate finance and accounting and at least one member with knowledge and expertise in legal systems.
In order to ensure appropriate decision-making in line with the size and scope of the Company's business, we seek to maintain diversity and an appropriate number of members on the Board of Directors.
Divisional Company Presidents who are business heads as well as corporate executive officers with extensive experience and expertise are appointed as in-house directors, alongside several independent Outside Directors with wide-ranging knowledge and experience as well as Audit and Supervisory Board Members with the relevant expertise, so as to ensure the Board of Directors' appropriateness of diversity and size, and balance of skills to effectively fulfill its roles and responsibilities. In addition, three female directors have been continuously appointed since the Annual General Meeting of Shareholders held in June 2022.
We believe that the above ensures diversity among members on the Company's Board of Directors in terms of both skills and gender.

Attendance of Directors and Audit and Supervisory Board Members

Name	Position in the Company	Years in office (June 2026, as of the conclusion of the General Meeting of Shareholders)	Attendance at Board of Directors meetings (FY2025)	Attendance at Audit and Supervisory Board meetings (FY2025)	Attendance at Nomination and Remuneration Advisory Committee meetings (FY2025)	Attendance at Diversity Promotion Committee meetings (FY2025)
Keita Kato	Director	12 years	100% (17/17)	—	100% (9/9)	100% (3/3)
Ikusuke Shimizu	President and Representative Director CEO	7 years	94% (16/17)	—	100% (1/1)	100% (3/3)
Teiji Koge	Director	21 years	100% (17/17)	—	100% (8/8)	100% (2/2)
Yoshiyuki Hirai	Director Senior Managing Executive Officer	11 years	100% (17/17)	—	—	—
Masahide Yoshida	Director Senior Managing Executive Officer	2 years	100% (17/17)	—	—	—
Akira Asano	Director Managing Executive Officer	1 years	100% (14/14)	—	—	—
Kazuya Murakami	Director Executive Officer	5 years	100% (17/17)	—	—	100% (3/3)
Hiroshi Oeda	Independent Outside Director	8 years	100% (17/17)	—	100% (9/9)	100% (3/3)
Haruko Nozaki	Independent Outside Director	4 years	100% (17/17)	—	100% (9/9)	100% (3/3)
Miharu Koezuka	Independent Outside Director	4 years	100% (17/17)	—	100% (9/9)	100% (3/3)
Machiko Miyai	Independent Outside Director	4 years	100% (17/17)	—	100% (9/9)	100% (3/3)
Yoshihiko Hatanaka	Independent Outside Director	3 years	94% (16/17)	—	100% (9/9)	100% (3/3)
Tomoyasu Izugami	Full-Time Audit and Supervisory Board Member	3 years	100% (17/17)	100% (15/15)	—	—
Michio Sakai	Full-Time Audit and Supervisory Board Member	1 years	100% (14/14)	100% (11/11)	—	—
Yoshikazu Minomo	Independent Outside Audit and Supervisory Board Member	4 years	100% (17/17)	100% (15/15)	—	—
Wakyu Shinmen	Independent Outside Audit and Supervisory Board Member	3 years	100% (17/17)	100% (15/15)	—	—
Kenji Tanaka	Independent Outside Audit and Supervisory Board Member	3 years	100% (17/17)	100% (15/15)	—	—

About the Age-Group Composition of Officers

* As of March 31, 2026

		Under 30	30-39	40-49	50-59	60 or older
Number of directors by age	Male	0	0	0	2	7
	Female	0	0	0	0	3

● Outside Director

We have appointed independent Outside Directors with a wealth of management experience and expertise across different backgrounds to provide oversight and advice and to contribute to the enhancement of our corporate value. In particular, we receive advice from a variety of objective perspectives on such priority management issues as global expansion, business model innovations, and the strengthening of ESG management.

Hiroshi Oeda, Outside Director

Mr. Oeda serves as Corporate Special Advisor at Nisshin Seifun Group Inc. As a management executive of the largest milling company in Japan, the Company expects him to provide advice with respect to the business management of the Company and supervise business execution appropriately by leveraging his abundant experience and skill regarding global corporate management, business strategies, and M&A activities fostered throughout his career. His appointment reflects the Company's judgment that he will contribute to the enhancement of the Group's corporate value through his advice on management and provision of appropriate oversight over business execution.

Haruko Nozaki, Outside Director

Ms. Nozaki has experience in human resources and education at HORIBA, Ltd., as well as a high level of insight into the promotion of diversity and development of the next generation. She currently serves as Executive Vice-President of Kyoto University and External Director of West Japan Railway Company. The Company expects she will provide pertinent advice on medium- to long-term issues centered on her knowledge of human resources, and that this will contribute to the enhancement of the Group's corporate value.

Miharu Koezuka, Outside Director

Ms. Koezuka has served as Representative Director and General Manager of Planning Headquarters, and General Manager of Sales Headquarters at Takashimaya Co., Ltd. As a member of the management team, she has been involved in the management of the company for many years. She currently serves as an Outside Director of Nankai Electric Railway Co., Ltd. Her appointment reflects the Company's judgment that she will utilize her experience in a variety of industries to provide diverse and accurate advice, and that this will help enhance the Group's corporate value.

Machiko Miyai, Outside Director
Ms. Miyai has held executive positions at Panasonic Corporation, and subsequently served as a director and head of the Marketing Department at Morinaga & Co., Ltd. She has a wide range of work experience in industries different from the Group, with a focus on consumer-conscious duties. Her appointment reflects the Company's judgment that she will utilize her abundant experience and wide-ranging knowledge at Board of Directors' meetings to provide accurate advice and thereby contribute to the enhancement of the Group's corporate value.

Yoshihiko Hatanaka, Outside Director
Mr. Hatanaka has served as an executive at Astellas Pharma Inc., and in addition to his wide-ranging insight into global company management cultivated through his extensive experience in Europe, the United States, and other overseas countries, he has a high level of knowledge regarding corporate integration and other matters from his experience as a corporate planning officer. Based on these experiences and achievements, the Company expects that he will provide appropriate advice to the management of the Group. His appointment reflects the Company's judgment that he will contribute to the enhancement of the Group's corporate value.

Assessment Relating to the Board's Effectiveness

Every year, the Company conducts a survey to evaluate the effectiveness of the Board of Directors for directors and Audit and Supervisory Board Members, and to evaluate the effectiveness of the Board of Directors.
Based on the results of the survey, the Board of Directors has ascertained that there are no obvious issues requiring immediate action and is identifying key management issues that require further deliberations in the interest of making future improvements. We believe from the above that our Board of Directors contributes to enhancing the corporate value of the Group and is functioning properly.
In FY2025, the Board of Directors met 17 times and thoroughly deliberated on key management issues, including growth strategies (R&D, new large-scale businesses, large-scale capital expenditures, etc.) and fundamental strategies (Sustainability Committee reports, digital transformation, safety, compliance, CS & Quality, etc.).
The Nomination and Remuneration Advisory Committee deliberates on the selection of candidates for directors and Audit and Supervisory Board Members, as well as individual assessments and amount of compensation. Thereafter, the Board of Directors deliberates on the results. The Nomination and Remuneration Advisory Committee met nine times and held discussions on a variety of issues, including the composition and effectiveness of the Board of Directors and initiatives to strengthen governance.

Support for and Collaboration with Directors and Audit and Supervisory Board Members

In order to enhance deliberations at meetings of the Board of Directors, materials for meetings are distributed in advance and prior explanations are provided by the executive officer in charge of the Secretariat. In addition, we provide opportunities to deepen understanding of our business on an ongoing basis through orientation at the time of appointment, business briefings, and site visits.
In order to further enhance the effectiveness of management oversight by outside executives, the Nomination and Remuneration Advisory Committee, which is composed of a majority of Outside Directors, has enhanced its deliberations. In addition, dialogue with Audit and Supervisory Board Members and accounting auditors is also conducted. In terms of succession planning, we are also strengthening contact between the current management team and candidates for the next management level. For example, we provide opportunities for directors, Audit and Supervisory Board Members, and executive officers to come together when establishing a new management system after the Annual General Meeting of Shareholders.

Opportunities to Deepen Understanding of the Company's Business

In order to deepen understanding of the Company and the characteristics of the Group's wide-ranging business, we conduct business site inspections by outside executives each year and business briefings for outside officers.
In FY2025, the Housing Company's Development Division hosted a tour centered on new products.

Grasp External Trends on Economic, Environmental, and Social Topics

We share details of earnings announcements at Executive Officers Liaison Meetings held at the time of each quarterly settlement. In addition, we invite speakers from outside the Company to provide the latest information on economic, environmental, and social trends that are directly related to management issues, as well as knowledge from other companies and industries.

● FY2025 Executive Officers Liaison Meeting lecture topics

(1) Mr. Toru Muranaka, Attorney, Daiichi Legal Professional Corporation
Theme: Preventing Insider Trading and the Responsibilities of Officers and Employees
(2) Mr. Yoshinori Isozaki, Representative Director of the Board & CEO, Kirin Holdings Company, Limited
Theme: Kirin's CSV Management and the Challenge of Shaping Its Future
(3) Mr. Tomoyuki Tsutatani, Executive Officer, Resona Asset Management Co., Ltd.
Theme: How an Active Equity Fund Manager Evaluates Companies and Engages with Them
(4) Mr. Takeshi Matsumoto, Japan Innovation Network
Theme: How to Spark Innovation for the Future

Nomination and Remuneration Advisory Committee

We have established a voluntary advisory committee on nomination and remuneration to supplement the functions of the Board of Directors and to increase the fairness and transparency of management.
The Nomination and Remuneration Advisory Committee deliberates on matters related to improving the effectiveness of the Board of Directors, including the election and dismissal of senior management, the nomination of candidates for director, and the remuneration system and level of remuneration for directors. The Committee also deliberates on the appointment of former representative directors and presidents to the positions of advisors or executive advisors as well as other relevant factors as their treatment, and submits recommendations and advice to the Board of Directors.
The Nomination and Remuneration Advisory Committee is composed of seven members, the majority of whom are independent Outside Directors. The chairperson is selected from the independent outside officers.

Remuneration and Other Compensation for Executives

● Policy regarding determination of remuneration and other compensation

(1) Basic policy
Our executive remuneration system establishes the following policies to realize the Group's Corporate Philosophy.
- To contribute to the sustainable growth of the Group and the enhancement of its corporate value over the medium to long term
- To ensure that executives share a common sense of interest with shareholders and increase their awareness of shareholder-oriented management
- To be a highly performance-linked remuneration system for executives and serve as motivation to achieve management plans
- To improve the competitiveness of the Group and serve as a mechanism and standard that enables us to acquire and retain diverse and superior management personnel

(2) Remuneration mindset
Remuneration for executive directors consists of base remuneration, bonuses, and share-based compensation.
Compensation for Outside Directors and Audit and Supervisory Board Members consists solely of base remuneration.
<Base remuneration>
- Regular monthly remuneration*
- Within the scope of executive remuneration, a fixed amount is paid according to the roles and responsibilities of directors.

* Executive directors are required to purchase shares of the Company through the Executive Stock Ownership Plan for a fixed amount of base remuneration.

<Bonuses>
- Payment is made if certain criteria are met regarding ROE and dividends.
- Determined by applying multiplying factors set for each role and divisional company-specific multiplying factors (60% to 120%) linked to the company's degree of achievement of targets for financial indicators (operating income, ROIC, etc.) and non-financial indicators (GHG emission reduction rate, recycling rate for waste plastic materials, challenge action rate, human resource retention rate, incidence of open innovation, etc.) to a base amount linked to the entire Company's operating income

<Share-based compensation>
- To further increase motivation and contribute to improving medium- to long-term performance and increasing corporate value
- Points are awarded every year according to the position, and shares equivalent to accumulated points during the term of service are issued at the time of retirement.

● Determination process for executive remuneration and other compensation

We have established the Nomination and Remuneration Advisory Committee as an advisory body to the Board of Directors in order to achieve the purposes of the executive compensation system. This committee deliberates on the structure and level of remuneration for directors, verifies the appropriateness of individual remuneration, and uses objective and transparent procedures. Through the above procedures, the Board of Directors has determined that the content of remuneration, etc. for each individual director for the fiscal year in question is in line with the decision-making policy.
<Overview of the Nomination and Remuneration Advisory Committee and the methodology of determining remuneration, etc.>
- The Committee shall be convened by the chairperson (Outside Director).
- The agenda of the Committee shall be submitted to the Committee by the Secretariat, which shall be submitted to the chairperson.
- The results of deliberations shall be reported to the Board of Directors by the chairperson.
- The Board of Directors shall respect the recommendations of the Committee and make the final decision on the policy for determining the remuneration of directors. Committee members and directors must make these decisions from the perspective of whether or not they contribute to the corporate value of the Company and the common interests of shareholders, and must not aim to benefit the personal interests of self or third parties, including the management of the Company.
- The Board of Directors decides the specific amount, timing, and method of payment of individual director remuneration based on the recommendations of the Nomination and Remuneration Advisory Committee from the viewpoint of further strengthening the Board of Directors' supervisory functions and ensuring further objectivity and transparency.

Officer Remuneration in FY2025

(Amount: Millions of yen)

Category	Basic remuneration		Bonus		Share-based compensation		Total	
	Number of eligible officers (persons)	Amount	Number of eligible officers (persons)	Amount	Number of eligible officers (persons)	Amount	Number of eligible officers (persons)	Amount
Directors	13	418	7	312	7	109	13	841
Of which Outside Directors	5	72	—	—	—	—	5	72
Audit and Supervisory Board Members	6	83	—	—	—	—	6	83
Of which outside Audit and Supervisory Board Members	3	36	—	—	—	—	3	36

Note 1: The aforementioned includes one director and one auditor who retired at the conclusion of the 103rd General Meeting of Shareholders held on June 20, 2025.
Note 2: The aforementioned amount does not include the portion of employee salary (including bonuses) amounting to 48 million yen paid to directors who concurrently serve as employees.

WEB **Notice of Convocation of the Annual General Meeting of Shareholders**
https://www.sekisuichemical.com/ir/stock/shareholder_info/

● Company Stock Ownership Guidelines for officers

For directors (excluding Outside Directors) and executive officers, we have introduced a share-based compensation plan in order to further motivate them to contribute to improving medium- to long-term performance and increasing corporate value. In addition, we have established the "Company Stock Ownership Guidelines" for those who hold more than a certain number of shares.

Executive Officer System and Executive Committee

We have established a management system based on the Divisional Company Organization System to maximize corporate value. Together with assigning operating officers specializing in business execution to each divisional company, the Executive Committee has been established to serve as the top decision-making body in each divisional company. As such, a broad range of authority has been transferred from the Board of Directors to the Executive Committee. Executive officers are appointed by a resolution of the Board of Directors for a term of one year.
Through the transfer of authority to divisional companies, the Board of Directors is responsible for determining the basic management policies of SEKISUI CHEMICAL Group and for making sophisticated management decisions and overseeing business execution in an effort to continuously increase corporate value.

Auditing System

● Approach to the appointment of Audit and Supervisory Board Members

The Audit and Supervisory Board has a total of five Audit and Supervisory Board Members: two full-time in-house Audit and Supervisory Board Members and three part-time outside Audit and Supervisory Board Members. As far as the composition of the Audit and Supervisory Board is concerned, one or more members will have knowledge and expertise in corporate finance and accounting, one or more will have knowledge and expertise in legal systems, and one or more will have knowledge and expertise in manufacturing and CS & Quality, which are extremely important for manufacturers.
Individuals with experience as a plant manager and as head of the Corporate Audit Department have been appointed as in-house Audit and Supervisory Board Members in FY2025.
Three outside Audit and Supervisory Board Members have been appointed: a certified public accountant with experience working at an auditing firm, a lawyer with extensive experience in corporate legal affairs, and a university professor specializing in quality control.

Internal Control System

In May 2006, the Board of Directors adopted a basic policy for establishing an internal control system to ensure the appropriateness of its business.
Specifically, under the "Corporate Activity Guidelines" based on the Group Corporate Philosophy, we closely coordinate the direction, order, and communication of SEKISUI CHEMICAL Group (the Company and its subsidiaries). At the same time, we provide guidance, advice, and evaluation to Group companies to ensure the appropriateness of the Group's overall operations.

Internal Control System Overview

In order to appropriately develop and operate the internal control system for the Company and Group companies, our Corporate Audit Department conducted operational and accounting audits of the Company and Group companies based on the annual audit plan, and audited whether business execution was conducted appropriately and efficiently. The results of internal audits are regularly reported at management meetings. In addition, the director or full-time Audit and Supervisory Board Member in charge reports to the Board of Directors, as necessary, on the status of improvements made to matters pointed out by internal audits.

Major Initiatives

Execution of Duties by Directors

Discussions of important matters related to our management policies and strategies were carried out at meetings of the Policy Committee, which is made up of in-house directors charged with the responsibility of carrying out the executive function. Policy decisions were made by the Board of Directors following these discussions.

Execution of Duties by Audit and Supervisory Board Members

Audit and Supervisory Board members attended not only the Board of Directors meetings but also other important meetings, carrying out confirmation of the maintenance and operating conditions of the internal control system through operations such as investigation of related departments, including at Group companies, and confirmation of approval documents for major projects. In addition to personally visiting various sites for audits, they also receive reports from the Internal Auditing Department and each headquarters department that has jurisdiction over internal control. The Audit and Supervisory Board met 15 times in FY2025 for the purpose of sharing the information from these reports. Audit and Supervisory Board Members regularly exchanged opinions with accounting auditors, cooperating closely to improve the effectiveness of auditing efforts. Liaison meetings were held with related corporate auditors to improve coordination with auditors and enhance the quality of auditing. In addition, regular meetings were held with the Representative Director, and Audit and Supervisory Board Members also exchanged opinions with Outside Directors.

Group Company Business Management

Through rules such as our domestic and overseas affiliate company handling policy and affiliate company decision-making guidelines, we have constructed a framework for getting approval and reports from Group subsidiaries to the Company. In addition, our Corporate Audit Department implements internal auditing, and results of audits by Audit and Supervisory Board Members of our Group companies are collected at Audit and Supervisory Board meetings.

Risk Management

Strategy (Stance and Approach)

Risk Management Philosophy

In order to realize our Long-term Vision in a rapidly changing business environment, it is essential to take decisive risks and earn the trust, expectations, and peace of mind of stakeholders. SEKISUI CHEMICAL Group believes that risk control and resilience capabilities that enable risk taking are key to this end, and has positioned risk management as one of its management bases and is working to achieve this goal.
As our Group engages in risk management, we centrally manage "risk management" and "crisis management" before and after the occurrence of risk events. We believe that this will enable flexible risk management without omission, and we have integrated prevention and minimization of the impact when it occurs.
Under the next Medium-term Management Plan, we will connect our analysis of the risks and opportunities that megatrends pose to the Company over the medium to long term to our materiality (key issues), and we will build and operate a system that maintains consistency from strategy formulation through to execution.
We will also continue our Group-wide efforts to reduce Group-wide major risks, working to minimize risk from the two angles of risk management activities (prevention) and crisis management.

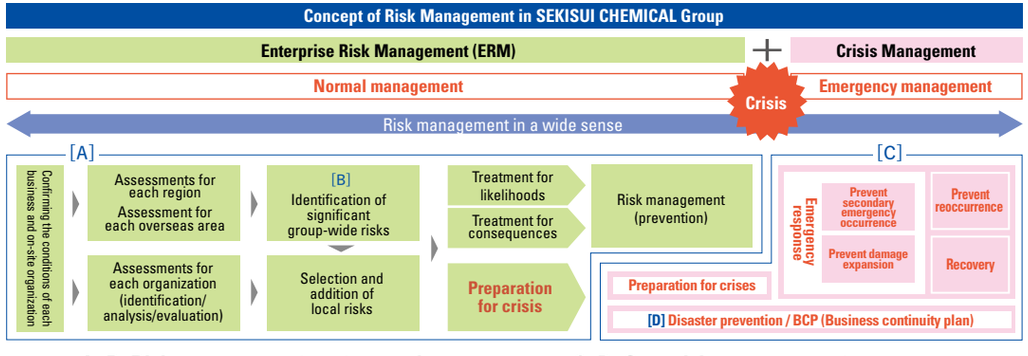

P.149 A, B: Risk management system and initiatives

P.150 C, D: See crisis management system and initiatives

Governance

ERM (Enterprise Risk Management) Initiatives

Amid increasing uncertainty and complexity in the business environment surrounding companies, the Group believes that improving the "risk sensitivity" of its employees is essential for the appropriate management of risks and opportunities, and continues to implement the PDCA cycle in accordance with ISO 31000, an international standard for risk management. In addition, each specialized department at Headquarters identifies and responds to Group-wide major risks that are likely to lead to serious incidents in the five areas of safety, quality, accounting, legal and ethical affairs, and information management, and from FY2024 onward, expanded the scope to include human rights and the environment. By making it mandatory to conduct assessments in organizational risk-management activities, we have built an ERM system to curb serious incidents and share and manage them within the Group. The effectiveness of ERM is continuously verified by regularly checking for uncertainties. In FY2025, we launched collaborative efforts to apply the results of audits and risk assessments conducted by specialized departments at Headquarters to risk management as well. For organizational risk-management activities, we comprehensively identify different risks related to the business objectives of each organization and quantify those risks from the perspectives of "results" and "likelihood of occurrence," etc.

Documents Related to Risk Management

Name of document	Fiscal year of establishment	Disclosure
Risk Management Guidelines	2015	Guidelines on risk management approach and activities
Risk Management Regulations	2018	Requirement for consolidated subsidiaries to engage in risk management activities under Group regulations

Group-Wide Organizations Related to Risk Management

Name of organization	Fiscal year of establishment	Roles
Sustainability Committee	2007	Deliberate measures based on input from the Group-Wide Risk Review Subcommittee and the Subcommittees for various materialities (safety, human resources, compliance, CS & Quality, environment, human rights, and DX*) will be discussed, reported to the Board of Directors, and reflected in the risk management activities across all organizations for the next fiscal year. (Twice a year)
Group-Wide Risk Review Subcommittee	2020	Deliberate on the rectification or modification of Group-wide major risks identified in the previous year in light of changes in the internal and external environment, and whether there have been any changes in their impact or likelihood of occurrence. Submit the results and risk mitigation measures to the Sustainability Committee. (Once a year)

*On April 1, 2026, the Cyber Security Subcommittee will be integrated into the DX Subcommittee.

Risk Management Activity Framework

In the past, the Group's risk management focused on identifying and responding to risks in each business and organization (bottom-up approach) in line with the characteristics of a diverse range of businesses and business formats. Since FY2022, organizations covering 99% of consolidated net sales have taken part in these activities.
In addition to this, the current Medium-term Management Plan identifies risks that could have a significant impact on Group-wide management and business continuity (Group-wide major risks) and has built and strengthened a system of top-down approaches that are deployed in Group-wide measures as well as business- and organization-level measures. Centered on major risks, we work with management at the Group-Wide Risk Review Subcommittee and the Sustainability Committee to assess risks and confirm the progress and effectiveness of the measures that should be prioritized. Each year, for the previous year's risk management activity results and the current year's plans, we hold owner interviews for each organization and provide feedback and advice for improvement to risk owners and risk managers.
In the next Medium-term Management Plan, we will work on strengthening our ability to detect risks globally and enhancing our risk reduction capabilities by integrating each business and organization with specialized headquarters departments.

Risk Management System (As of April 1, 2026)

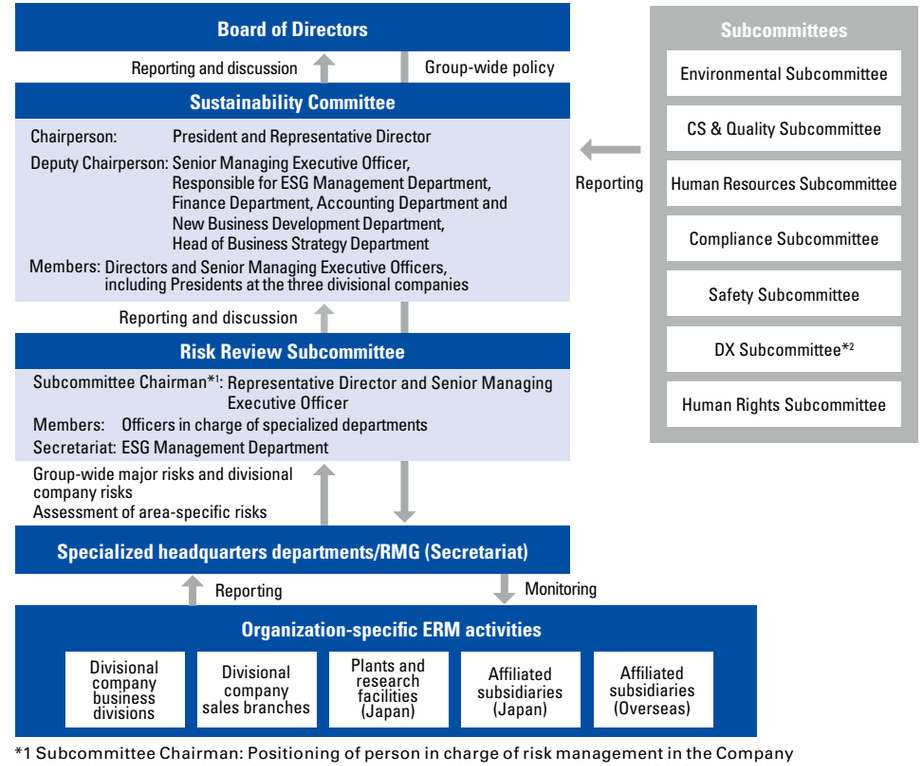

*1 Subcommittee Chairman: Positioning of person in charge of risk management in the Company
*2 On April 1, 2026, the Cyber Security Subcommittee will be integrated into the DX Subcommittee.

Domestic Crisis Management Organizational Structure

Procedures for Contacting Divisional Companies / Corporate Headquarters from the Frontline Immediately After an Emergency Occurs

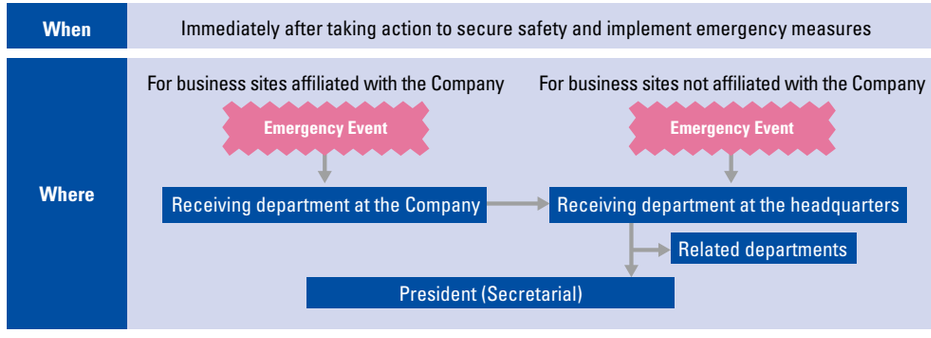

Initial Action of the Company-Wide Emergency Response Headquarters (e.g., in the event of a major earthquake)

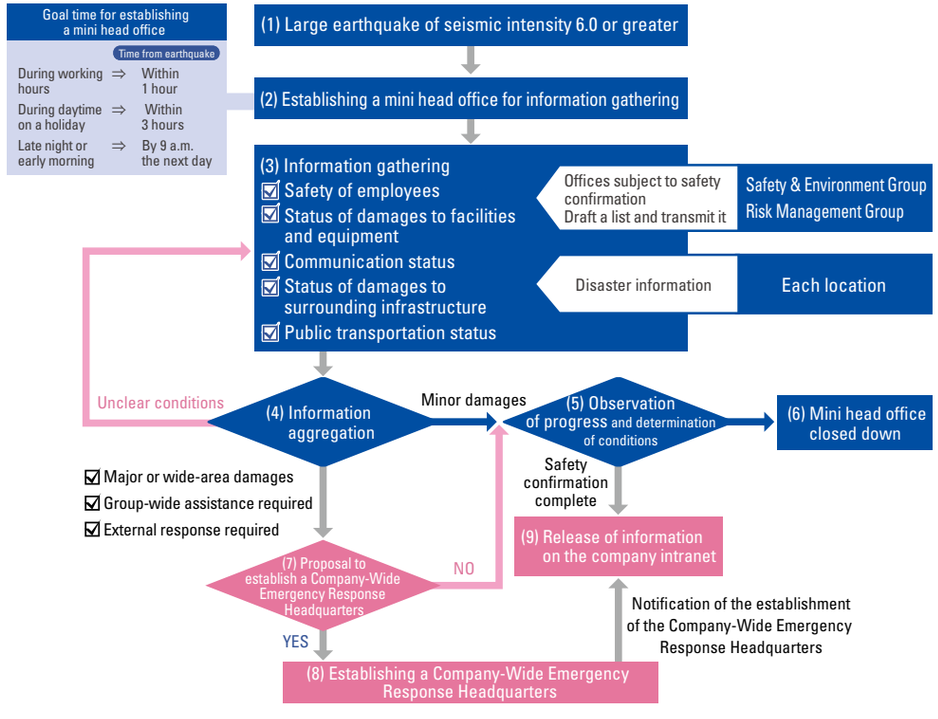

Functions of the Company-Wide Emergency Response Headquarters (e.g., in the event of a major earthquake)

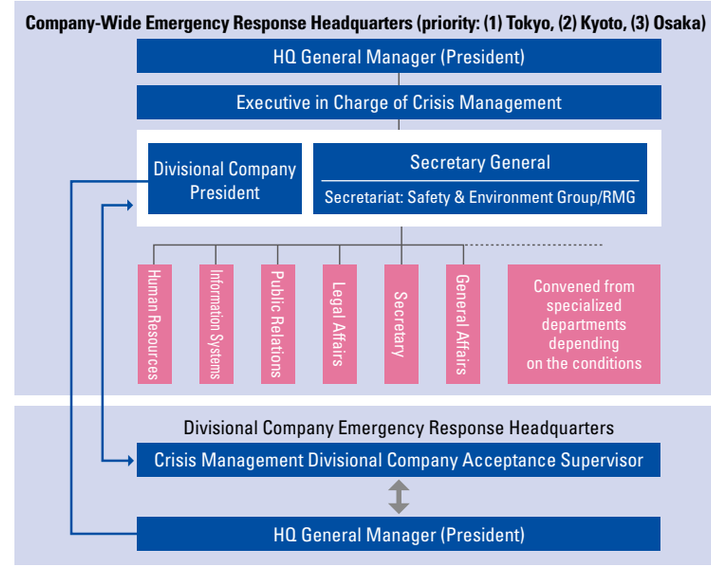

Global Crisis Management Organizational Structure

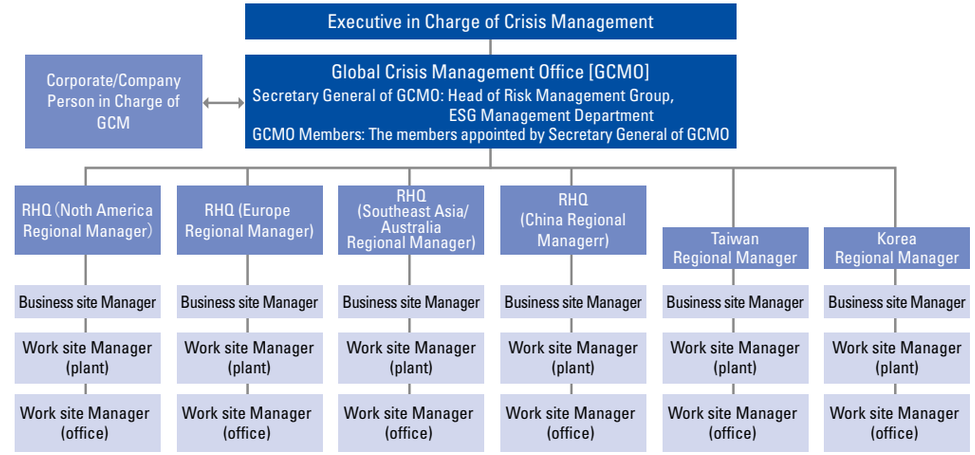

Risk Management and Crisis Management

Risk Management

The organizational risk-management activities are registered in our proprietary risk management system, the Digital Dashboard (DDB), to identify and assess risks and visualize the progress of action taken to address the risks. The DDB was implemented in Japan in FY2018, and following the adoption of cybersecurity measures, was rolled out overseas starting in FY2024. The DDB has an environment that can be accessed by members responsible for activity promotion, such as risk owners who are fully responsible for the organization's risks, risk managers who are responsible for advancing risk management, and consultative members who are in charge of promotional efforts. The database keeps track of the status of responses to each risk and of promotional efforts so as to ensure the efficiency and accountability of risk management activities through cross-referencing among organizations. These activities are monitored and guided by divisional companies and specialized departments.

Overview of Company-Wide ERM Activities

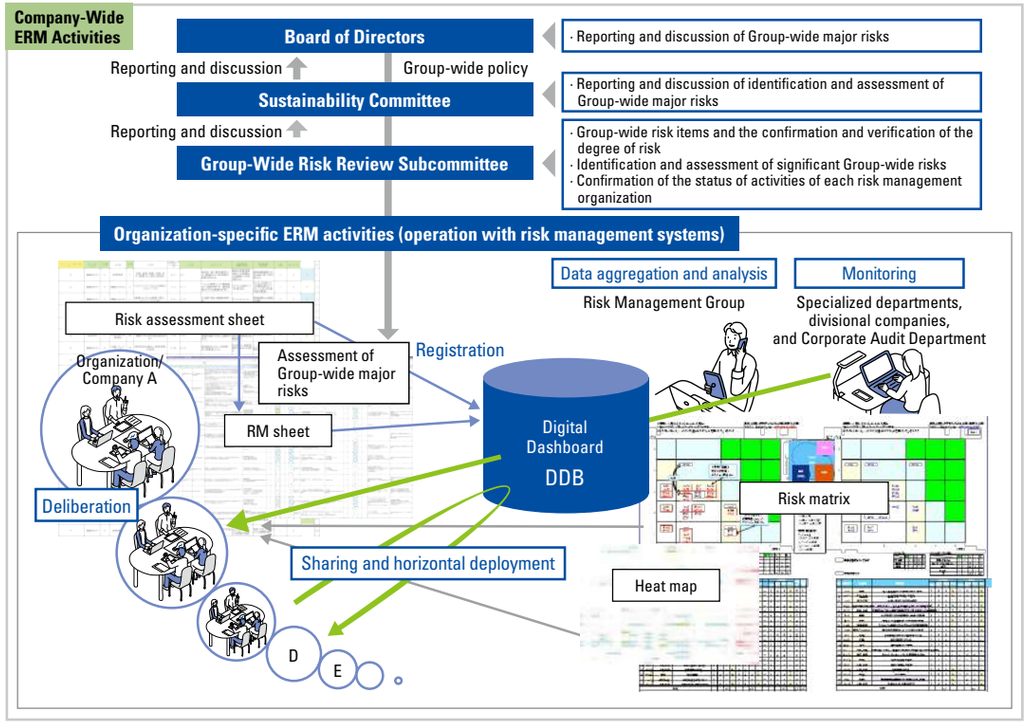

Continued implementation of company risk assessments

By integrating the High Performance Plastics Company's own legal compliance risk assessment and shifting to an approach that uses DDB risk data, monitoring through CPA meetings, particularly overseas, is now carried out in a practical way.

Changes in Participation in Risk Management Activities by Consolidated Organizations

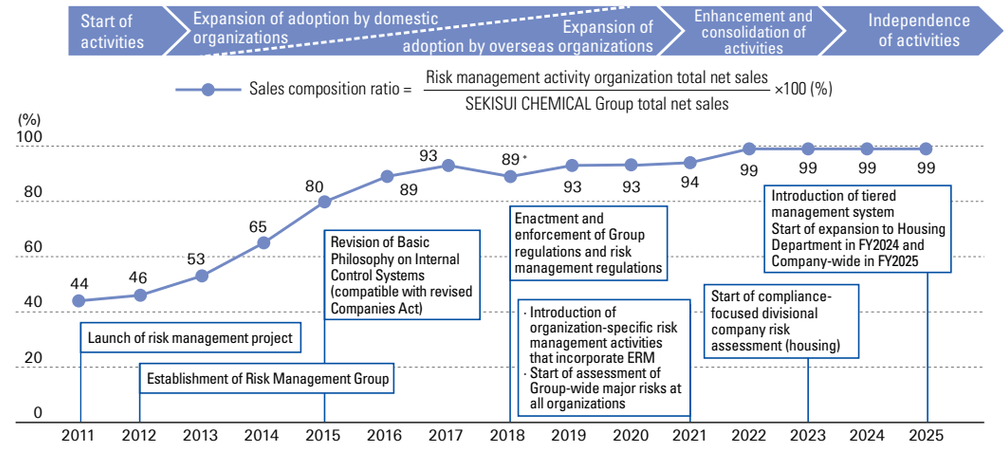

*Temporary decline resulting from a large-scale M&A.

Risk assessment for Group-wide major risks is mandatory at all organizations covered by risk management activities, and since FY2023, the Housing Company has continued to identify operational risks that are considered important compliance risks and conduct assessment at all organizations under its jurisdiction.

Crisis Management

In the wake of the outbreak of COVID-19 at the end of FY2019, Corporate Headquarters took the lead in developing and renewing BCPs for all organizations while putting in place a BCM system under the previous Medium-term Management Plan. Under the current Medium-term Management Plan, a person in charge of BCM promotion has been appointed, and autonomous training programs and document reviews have been established in each organization, while efforts are being made to constantly improve performance. We also provide meticulous support, including training for newly appointed persons in charge of BCM promotion in each organization.

Indicators and Targets

Targets

The Group has worked to minimize the impact of earthquakes, pandemics, and other incidents by formulating a BCP and working toward achieving a 100% operating rate. In FY2022, the Group achieved a 100% BCP operating rate. After entering the current Medium-term Management Plan, from FY2023 through FY2024 we ran the BCM cycle (voluntary training and document revision) to make our BCPs function more practically, working to embed BCM operation and refine our BCPs. In FY2025, we placed a BCM promotion manager at each organization and advanced the autonomous operation of BCM activities. Under the next Medium-term Management Plan, we will strengthen the identification of and response to the issues we should prepare for to ensure business continuity, including across supply chains.
Likewise, for risk management activities in Japan, in FY2025 we built a management mechanism at a higher level on top of the tiered management mechanism introduced to strengthen the autonomous risk management activities of each Group company, thereby strengthening management. Overseas, we advanced the rollout of the risk management system (DDB), completed its introduction at all organizations engaged in these activities, and made monitoring by regional headquarters (RHQs) possible. Under the next Medium-term Management Plan, we will use this mechanism to further strengthen the governance of the organizations under our jurisdiction.

Major Initiatives

Training Systems

As far as risk management activities by organization are concerned, to ensure the competence of risk managers assigned to each organization, training for newly appointed risk managers* has been conducted annually since FY2017. In FY2025, training was provided to 23 managers from new organizations and newly appointed managers, bringing the total number of participants to 304.
For crisis management as well, in addition to BCP formulation courses for new organizations, we held training for BCM promotion managers so that each organization can autonomously run BCM activities, which involve training to maintain the effectiveness of BCPs and the review of BCPs (FY2025 scope: 32 organizations, 73 people).

* Risk managers: Persons responsible for duties related to risk management activities in their respective organizations

Training Related to Risk Management

Category	Training name	Trainees	Disclosure
Risk Management	Introductory orientation on risk management activities in new organizations	Members responsible for duties related to risk management activities in new organizations (president, risk managers, various department heads)	The fundamental concepts of risk management (including risk management and crisis management) and methods for promoting risk management (including how to operate the risk management system).
	Training for risk managers	New risk managers	In addition to the above, deepening knowledge and skills in risk management.
Crisis Management	Training for persons in charge of BCM	Persons in charge of BCM promotion in various organizations	Acquisition of knowledge and competencies necessary for BCM.
	BCM training courses	Members in charge of BCM promotion	Courses to enable practical crisis response training using tabletop exercises and maps based on disaster scenarios in each organization.
	Overseas transfer training	Employees who will be posted overseas	General training on risk management (risk management + crisis management). Knowledge and behavioral precautions to avoid cultural taboos and crime in the host country, as well as information about embassies and consulates.
	Overseas business travel training	All employees who will be traveling overseas for business and those who intend to travel to a country or region with a C rank	Content specialized in crisis management, including cultural customs and behavioral precautions of the travel destination, and information about embassies and consulates, provided in an e-learning format.

Risk Management Activities

Under the current Medium-term Management Plan, we worked to make the activities of each organization autonomous and to strengthen management by implementing tiered management. Specifically, we built a mechanism in the risk management system (DDB) to deploy the risks prioritized by the head office of each Group company to the branches and other units under its jurisdiction and to manage their progress, thereby strengthening governance. The management tiers run from companies to Group companies to head office to branches, forming a mechanism that achieves oversight through monitoring at each tier. For overseas organizations as well, we are strengthening management by introducing a mechanism for region-by-region monitoring through RHQs. For activities under the current Medium-term Management Plan, Headquarters provides Group-wide major risks to all organizations, the divisional companies provide scenarios for their own important risks (company risks), and assessment is mandatory for the organizations under their jurisdiction. These risk scenarios also reflect the results of each audit and of the Group-wide risk CSA.

Crisis Management Activities

Based on the experience of the Great East Japan Earthquake, the Group totally reviewed its crisis management system in FY2011. Since then, we have been strengthening the system and mechanisms. Crisis management activities are conducted in accordance with the SEKISUI CHEMICAL Group Crisis Management Guidelines.
Crisis management liaison meetings, comprising representatives from the specialized departments of Corporate Headquarters and divisional companies, are convened three times a year. One of these meetings is designated as a training exercise, and all meetings focus on case study reviews and training. Specifically, we conduct a review of the Emergency Response Headquarters Procedures Manual through drills attended by members of initial response headquarters across the Group and confirm coordination. We also distribute the Emergency Situation Initial Response Procedures Manual to all employees every year. This ensures that each individual can make an appropriate initial response in the event of an emergency. In addition, since FY2019, we have installed a safety confirmation app on all employees' mobile phones and other devices so that we can quickly confirm the safety of employees in the event of an emergency.

Business Continuity Plan (BCP) Implementation

We have positioned the BCP as an essential tool to support our business strategy. In light of the Group's Divisional Company Organization System and wide-ranging business operations, our basic stance is that those in charge of each line of business (the heads of business units, the presidents of business companies, etc.) individually determine the necessity of a BCP according to the nature of the business. Based on this, we have recommended the formulation of a BCP and the implementation of business continuity management (BCM) in line with ISO 22301, which standardizes the method of undertaking BCM. However, as different threats are increasing, it is increasingly necessary to determine how to continue operations in the event of the loss of major management resources over the medium to long term, and to prepare for such loss. Accordingly, as a Group-wide initiative in FY2021, all organizations formulated or revised an emergency response plan (ERP) with "protecting human life" as the first priority as BCP (1). Major business organizations also positioned as BCP (2) the formulation of a resource-based all-hazard BCP to respond to all crisis events and promoted the BCP. As of the end of FY2025, BCM has been deployed at 126 organizations. To enable each organization to run these activities autonomously, a BCM promotion manager is placed at each organization to drive them forward.
In FY2022, we made desktop training mandatory for all relevant organizations, verified the effectiveness of and made revisions to ERP documents, and completed a PDCA assessment of the BCM cycle. In addition, with the participation of the presidents of each divisional company, we conducted a task force joint drill to improve the resilience of each divisional company. Since FY2023, individual organizations have implemented BCM operations autonomously using a simple training tool. Going forward, each divisional company will be taking the lead in developing a system for collaboration among bases and strengthening regional cooperation. In FY2024, we reviewed the crisis response flow of the Company-Wide Emergency Response Headquarters as well as the roles of relevant personnel, and we conducted desktop crisis response training (simulation training) on the subject of the Nankai Trough for crisis response practitioners.
Through the above, in the event of an emergency that could threaten the continuance of operations, we will be able to respond quickly and resume important operations as soon as possible. We are building a system to minimize losses to our organization and customers and to fulfill our social responsibilities as a company. In FY2025, we conducted a drill that assumed a Nankai Trough earthquake. In addition to the usual drills, we prepared damage scenarios in advance that included the effects of damage to each divisional company's supply chain and reviewed them within the organizations. We also discussed actions toward resuming business, advance preparations, and cross-company collaboration, and advanced our response to these issues.

● Group-wide crisis management tools

All Tools and Safety Confirmation System

Crisis Management Guidelines (Japan/Overseas)



Emergency Situation Initial Response Procedures Manual

Emergency Response Headquarters Procedures Manual

Safety confirmation system (implemented at all organizations)

Disaster Prevention Handbook

BCP (BCM) Formulation Guidelines and Template



Overseas Crisis Management Activities

The Group engages in crisis management across six regions around the world in accordance with its Overseas Safety Management Regulations. The Overseas Crisis Management Office (Risk Management Group, ESG Management Department) plays a central role in sharing crisis management information with employees traveling on business, expatriates, and local employees, providing them with timely warnings and instructions on travel restrictions, and taking other measures in normal times and in emergencies. In light of the increasing number of overseas bases and the growing importance of overseas operations, we have established regional headquarters in four major regions and appointed a manager responsible for each. In the event of a crisis, the Regional Head and Overseas Crisis Management Office work together to gather information and take initial action. In addition, we are building a more specialized support system in cooperation with security and medical assistance partner companies. We also provide overseas transfer training for employees posted overseas, pre-business travel e-learning for employees traveling for business, and country-specific training focused on public safety to educate employees on basic crisis management issues and specific safety measures. Building on the simulation of the impact on the Group in a contingency conducted at the Geopolitical Risk Review Meeting in FY2024, we continued this in FY2025 to strengthen our level of response.

CS & Quality

Strategy (Stance, Approach, and Awareness of Risk)

Basic Concept

Since 1999, SEKISUI CHEMICAL Group has placed the utmost emphasis on satisfying its customers and has accordingly practiced customer satisfaction (CS) management. Recognizing that customer satisfaction and quality are inseparable, we have engaged in CS & Quality management since 2004 to consistently deliver sufficient value that ensures we remain the preferred choice of customers. In all of our business activities, we are thoroughly committed to service quality innovation and strive to constantly deliver value (products and services) that meet customers' expectations. Based on the slogan "our quality is based on the voice of our Customers," the Group is united in its efforts to refine the competence of its employees as well as the quality of its systems, products, and services with the aim of continuously meeting the quality expectations of its customers. Our goal is to ensure that our customers choose the Group while continuing to develop and grow together over the long term. Recognizing that the quality that makes this possible is supported by the production frontline, we emphasize strengthening basic quality and adhering to quality compliance. Under the next Medium-term Management Plan, we will pursue two key objectives: minimizing risks to our manufacturing foundation and maximizing the corporate value of our manufacturing foundation.To achieve these objectives, we will work to strengthen data robustness, provide training on risk-reduction activities for new businesses, support business sites in becoming self-reliant in their improvement activities, and embed a new manufacturing education system.

SEKISUI CHEMICAL Group's CS & Quality Management Circulation Diagram

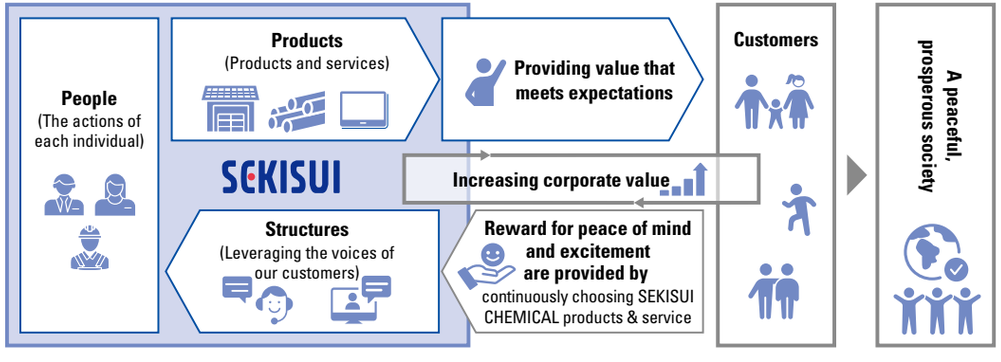

WEB **CS & Quality Management Policy**
https://www.sekisuichemical.com/sustainability_report/basic_policies/#anc-P03

Current CS & Quality Medium-term Plan

		2023	2024	2025
Strengthening QMS	New Businesses New Products (Development Management)	Gate Review*1 Operation and Management		
		Construction and Operation of a New Business Risk Mitigation Mechanism		
	Existing Businesses Manufacturing Daily Management (Manufacturing Daily Management)	Support for Businesses Requiring Reinforcement	Status of Daily Management Monitoring and Support	
		Promote Efforts to Enhance the Robustness of Inspection Data by Divisional Company Confirm the Status of System Operation		
	Evaluation and Correction	Grasp the Status of Audits	Plan and Prepare for Audit Level Improvement	
		Confirm Corrections to Major Quality Issues		
Strengthening CS	CS Monitoring	Analyze the Status of Surveys Consider Improvement Measures	Consider CS Human Resource Requirements	Survey and Validation at Test Sites
	CS & Quality Information Dissemination	Rebuild Media and Methods	CS & Quality Seminars, Dissemination Through New Media	
Strengthening the Foundation for KAIZEN Activities	Improve Quality	Domestic: Business Site Support, Overseas: Business Site Support		
		Enhance Group KAIZEN Activity Presentations, Promote Group-wide Collaboration Planning		
	Expand Domains	Deploy to Indirect Operations	Improve Coordination with Each Divisional Company	
Strengthening CS & Quality Human Resources (Training / System)		Digitize the Content of Each Training Program		
		Conduct Hands-on Training and Open Seminars		
		Organize Manufacturing Training		Manufacturing Training Reorganize by Job Category and Employee Rank

*1 Gate Review (GR): Systematic activities (checkpoint control function) to determine whether or not to move on to the next stage.

Awareness of Risk

Prevention of defects, strengthening daily management, and the elimination of quality data falsification

SEKISUI CHEMICAL Group adheres strictly to quality compliance. We are working to build a culture that prioritizes quality and the prevention of fraud by continuously strengthening the foundations that support quality through such efforts as preventing defects and strengthening daily management. Especially with regard to quality data falsification, we have been working since 2020 to revise organizational systems, digitalize quality data and promote data reliability, conduct quality compliance education, and reinforce the review of new businesses opportunities in order to eradicate the root causes of risk. We base these initiatives on the hypothesis that quality data falsification can arise due to the insufficient allocation of resources to such areas as quality and organizational systems as well as various types of both internal and external pressure.

Formulating Quality Guidelines

SEKISUI CHEMICAL Group engages in consistent quality control across the entire value chain, from product development to design, production, sales, and after-sales service. In order to improve the quality of its quality control in each process, we have established and published the following three guidelines.

Development Guidelines for Strengthening Quality Assurance

The purpose is to prevent quality-related problems from occurring by predicting quality risks that may occur after commercialization.

Guidelines for Daily Management Activities

A summary of the basic guidelines for day-to-day management to be implemented by the manufacturing department.

Contract/Specification Guidelines

The purpose is to reduce the risk of expanded compensation* related to product sales.

* Expanded compensation: Customer compensation in the case of product defects that extends beyond returns and exchanges to indemnify the customer for any products, workmanship, or objects that the customer has processed, installed, or used, as well as for any related damages.


SEKISUI

品質保証力強化のための
開発ガイドライン

制定：2014年4月1日
改訂：2025年1月1日

積水化学工業株式会社
生産基盤強化センター CS品質グループ

"Self-Declaration for Consumer-Oriented Management" Follow-Up Activities

In January 2017, we endorsed the Consumer Affairs Agency's initiative to realize consumer-oriented management and implemented the "Self-Declaration for Consumer-Oriented Management,"* which expresses our stance and policy on the initiative.

消費者志向経営

WEB **Consumer-Oriented Management**
https://www.caa.go.jp/en/policy/consumer_research/pdf/consumer-oriented.pdf

* An activity in which a company declares that it will voluntarily engage in consumer-oriented management, takes measures based on the declaration, follows up, and discloses details of results.

In FY2025, we worked on the following initiatives based on the "Self-Declaration for Consumer-Oriented Management."

Ensuring basic qualities

We have established a quality assurance system covering the entire process from product development to design, production, and sales while promoting design and development management, as well as daily management activities.
In addition, Group companies in Japan and overseas are developing and promoting Group KAIZEN Activities, in which employees in each workplace form small groups to address various topics such as improvements in quality and productivity.

Creating value that exceeds customers' expectations

We held two CS & Quality seminars to introduce external experts and case studies to provide hints on how to create value that exceeds customers' expectations.

Upgrading technological capabilities

In the development of new products, we held one Development Prevention Seminar with the purpose of imparting knowledge on effective and efficient methods to prevent quality problems before they occur.
Furthermore, we operate our quality management system (QMS) on a process-based approach to ensure processes are efficient. As far as internal audits in particular are concerned, we conducted SPMC Internal Audit Hands-on Training at four sites to enable the use of SEKISUI CHEMICAL's proprietary assessment tool, the SEKISUI Process Management Chart (SPMC).

Enhancing communication

We published two issues of "Shining," a CS & Quality information magazine that introduces positive examples of CS & Quality across the Group's various businesses, inquiries received by the Customer Consultation Office, and examples of Group KAIZEN Activities at other companies.

Providing thorough employee education

We conduct CS & Quality-related training for new employees. In FY2025, we began using video-based training in particular to improve both efficiency and proficiency. We encourage our employees to think about our concept of "CS & Quality management" and what we can do to satisfy our customers, so that they can apply this information in their daily business activities.

Governance

CS & Quality Subcommittee

SEKISUI CHEMICAL Group holds twice-yearly meetings of the Sustainability Committee and the CS & Quality Subcommittee, which is a subordinate committee, with respect to CS & Quality. In FY2025, the CS & Quality Subcommittee met twice in total, in October and March.

CS & Quality Management Promotion System

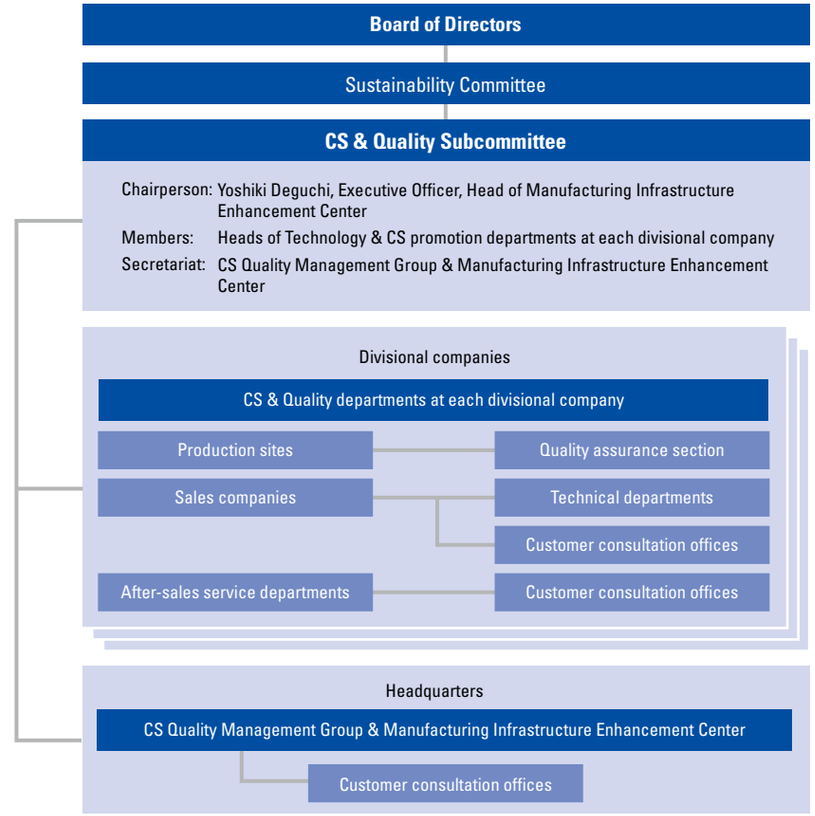

Establishment of a Quality Assurance System

The Group has established a quality assurance system that covers all processes from design and development, production, and sales.
We have established a quality assurance system for each process and promote daily management with an emphasis on standards. At the same time, we are focusing on manufacturing innovation, recognizing that on-site manufacturing is the key to supporting quality.
In addition, when developing and improving products, we conduct rigorous design reviews from the perspective of quality assurance and safety.
We have also established a system that enables us to sustain and manage services for our customers even after sales are made.

Quality Assurance System

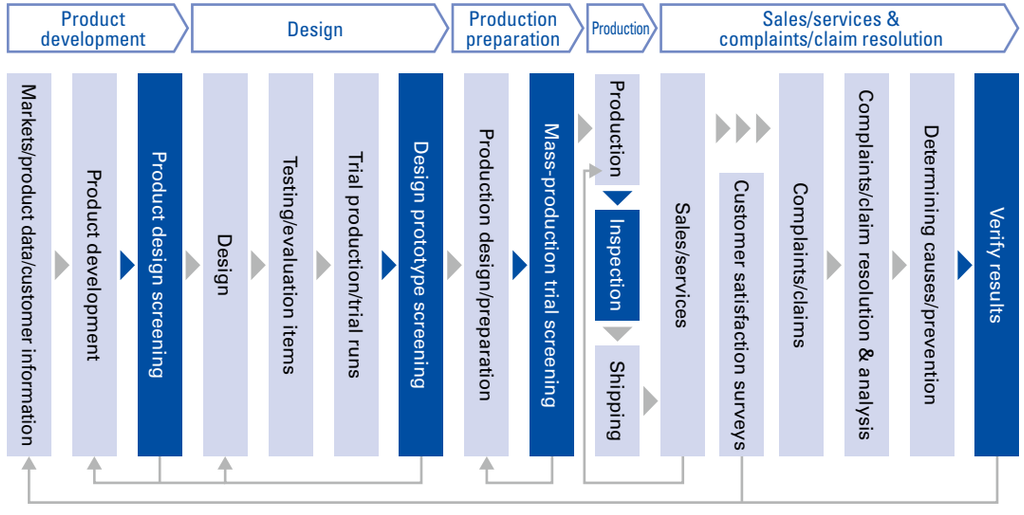

Risk Management

Addressing New Business Risks

SEKISUI CHEMICAL Group considers the occurrence of defects when launching new businesses to be a risk. In order to reduce this risk, we have established and are operating the Gate Review (GR)* system, particularly at Headquarters, as a mechanism to conduct rigorous design reviews. We use a design check sheet that shows points to be aware of during design, and clarify the points to be discussed during the design review. We also conduct an external knowledge review, which aims to obtain new knowledge from internal and external experts as initial design input on industries, laws, and other matters related to new businesses.

* GR: Systematic activities (checkpoint control function) to determine whether or not to move on to the next stage.

Addressing Existing Business Risks

In promoting its existing businesses, the Group considers major quality issues* to be a risk that needs to be resolved first. In order to reduce this risk, we are responding to major quality issues based on a problem-solving flow established to resolve them quickly and appropriately. The executive officer in charge of quality monitors the status of correction of major quality issues that have arisen.

* Major quality issues are issues related to the quality of our products, technologies, and services that will cause serious damage to customers, society, and the Group if they are not urgently and fundamentally resolved.

Indicators and Targets

Targets

Under the current Medium-term Management Plan, SEKISUI CHEMICAL Group has promoted CS & Quality activities and set the number of events to improve the level of CS & Quality* as a KPI in order to prevent damage to the Group's corporate value due to serious incidents.
The results of the major implementation measures are as follows.

Major implementation measures	Management indicators	Final fiscal year (FY2025) targets of the current Medium-term Management Plan	FY2025 result
Preventing the occurrence of major quality issues	Implementation of CS & Quality level improvement events	4 times per year	Implementation of 2 CS & Quality seminars, 1 Group KAIZEN Activity "Global Group-wide Competition, and 1 e-learning session on customer harassment countermeasures

* Events to improve the level of CS & Quality: Group-wide CS or quality improvement events organized by the CS & Quality Management Group.

Major Initiatives

Strengthening QMS

Strengthening daily management

When SEKISUI CHEMICAL Group transitioned toward ISO 9001:2015 certification, we devised an original management sheet, which we dubbed the SEKISUI Process Management Chart (SPMC), to strengthen our response to process approaches. Illustrating the management flow at a glance, the SPMC can be effectively used for daily management checks, corrective action, internal audits, and other activities, including quality education.
In FY2025, we expanded the number of business sites covered and held training for QMS internal auditors as well as SEKISUI Process Management Chart (SPMC) Internal Audit Hands-on Training. In addition, we introduced Internal Audit Level-up Training to enhance auditors' questioning skills, thereby improving the quality of our internal audits. We will continue to promote initiatives to improve our quality management system.

SPMC Internal Audit Hands-on Training

Promoting efforts to enhance the robustness of inspection data

Since FY2020, SEKISUI CHEMICAL Group has continued to create systems as well as mechanisms to thoroughly prevent data falsification and manipulation and to improve data integrity[*1].
In FY2025, we advanced the development of systems that make data-entry errors and falsification impossible, along with on-site inspections, and confirmed that the systems at eight sites met our standards. We also held 16 training sessions in Japan and overseas on data storage based on the ALCOA principles.
SEKISUI CHEMICAL Group will continue to strengthen internal quality control and provide quality compliance training to ensure that the Group reinforces its awareness toward compliance. Through these means, we will enhance our quality assurance capabilities and extinguishing any potential for fraud.

*1 Data integrity: a state in which the data itself ensures completeness, accuracy, and consistency.

● Compliance with laws and voluntary regulations regarding product safety

SEKISUI CHEMICAL Group regards product safety as the most important factor in quality. In order to deliver safe products to customers, we strive to ensure the safety of the products manufactured and sold by each Group company.
Safety reviews are conducted at the design and development stage to ensure product safety. In addition, in the event that a legal or regulatory violation related to product safety is confirmed internally or pointed out externally, information is promptly disclosed to the public and steps are taken to quickly investigate the cause and prevent a recurrence. The same applies to violations of product safety standards voluntarily established by Group companies.
In FY2025, there were no cases of violation of various laws and voluntary regulations regarding product safety.

● Product quality disclosure and labeling

In our Group, to ensure compliance with relevant laws and internal regulations regarding the display of product quality and safety information, we establish and verify legal and product information display check items during the development stage and conduct Design Reviews (DR).
In FY2025, there were no cases of violation of various laws and voluntary regulations regarding product quality labeling and display.

Strengthening CS

● CS human resource requirements

In FY2025, we put the Group's competency requirements for improving customer satisfaction (CS), formulated in FY2024, into practice at test sites to validate them, and we began refining their accuracy. Going forward, we will track them at fixed points over several years and consider how to refine the requirements and reflect them in our policies.

● CS & Quality information dissemination

CS & Quality seminar

The CS & Quality seminar is an in-house lecture held by external experts on a wide range of topics, including case studies of customer satisfaction and the development of organizations/human resources that can provide customer satisfaction. We have held these seminars since FY2001 to raise awareness of CS & Quality. As of the end of FY2024, a total of 70 such seminars had been held.

In FY2025, seminars were held two times: one in the first half and one in the second half.

<71st Seminar>
What it takes to understand what delights each individual customer

Nestlé Japan Ltd.
Marketing & Communications Division
Consumer Engagement Services Department
Mr. Yasushi Miyazaki, Mr. Takeshi Tashiro, and Ms. Aoi Sadanami
(September 29, 2025)

<72nd Seminar>
The meaning and importance of day-to-day management:
Striving to improve performance

Quality Creation Co., Ltd.
Mr. Takeo Furuya, Representative Director
(November 6, 2025)

Publication of CS & Quality information magazine (Shining)

SEKISUI CHEMICAL Group has published CS & Quality information magazines since FY2006 to promote CS & Quality management. In FY2023, we consolidated these CS & Quality information magazines and launched a new CS & Quality information magazine called "Shining" in their place to accelerate CS & Quality management as we work toward realizing Vision 2030.
In FY2025, we published two issues of "Shining," and starting with No. 5, we moved it online to make it easier to read on PCs, tablets, and other devices. Going forward, we will use readership data to help improve the content.

Shining No. 4 (April 2025)

Shining No. 5 (December 2025)

Improving KAIZEN Activity Groundwork

SEKISUI CHEMICAL Group began Group KAIZEN Activities (small-group improvement activities) in 1966 with the aim of improving the on-site manufacturing capabilities that underpin quality. In this manner, the Group is continuing to make improvement after improvement.

Improving the quality of KAIZEN Activities

The Group provides support for the promotion of Group KAIZEN Activities not only to sites in Japan but also those overseas. As a result, we were able to bolster groundwork and improve the mindsets of support business sites.

Expanding the scope of KAIZEN Activities

We are implementing a plan to expand the scope of Group KAIZEN Activities to include not only manufacturing but also indirect operations. Since FY2022, we have further deepened collaboration with the divisional companies and held KAIZEN exchange sessions focused on indirect operations. As a result, a forum for exchange has emerged where presenters and participants share and draw on their mutual KAIZEN innovation and wisdom to enhance each other's improvement capabilities together.

Group KAIZEN Activity "Global Group-Wide Competition"

The Group KAIZEN Activity "Global Group-Wide Competition" (Group-wide presentations) is held on a Group-wide basis every January.
"Widen the circle of KAIZEN. Raise the quality of KAIZEN. Speed up the pace of KAIZEN." Under this slogan, sites representing their respective areas that won selection competitions not only in Japan but also in Europe, the United States, China, and Asia gather together, share their KAIZEN results across the entire Group, and contribute to strengthening the Group's ability to make improvements. In FY2025, we organized a Q&A session to deepen exchange among the executives and representatives who attended the Global Group-Wide Competition, as well as between the representatives and the participants, and it has been well received.
Under the global KAIZEN symbol logo newly created in 2024, we will continue to promote SEKISUI KAIZEN, one of the defining elements of the Group's DNA.

FY2025 Group KAIZEN Activity "Global Group-Wide Competition"

KAIZEN
Global KAIZEN symbol logo

Strengthening CS & Quality Human Resources

SEKISUI CHEMICAL Group conducts a variety of training programs to strengthen its CS & Quality human resources.
In respect of quality, we conduct the following training to enhance quality management and prevent quality issues.

Major Training Results

Category	Trainees	Training/education and support content	FY2025 result
Quality	New employees	Basic quality training	Once
	Newly appointed managers	Quality governance training	Once
	Manufacturing employees	Provision of video content on tiered quality knowledge, methods training, and the like	Conducted as appropriate
	Internal auditors	New internal auditor training	Twice
		Audit level-up training	Five times
	Development and design employees	Training to master effective and efficient prevention methods	Once
CS	Planning/staff	Survey design training to strengthen mechanisms for collecting and using customer feedback	Content released

On top of the previous training, in an effort to address the shift to teleworking and ensure operational efficiency, we are also focusing on digitalizing training, and have developed and operate an on-demand learning system.

Performance Data

● FY2025 results

No major quality issue occurred in the Group in FY2025 (based on individual divisional company standards).
External loss costs*1 came in at 72% compared with FY2022.
We will continue to strengthen Group-wide quality assurance systems, focus on design/development processes, and promote the use of development preventive methods (such as QFD*2 and DRBFM*3) to reduce external loss costs.

*1 External loss costs: Costs for handling claims related to products

*2 QFD: Quality Function Deployment

*3 DRBFM: Design Review Based on Failure Mode (a preventive approach in which problems in new designs are discovered and solved by focusing on points of modification and change)

● Data concerning major quality issues

Number of Major Quality Issues

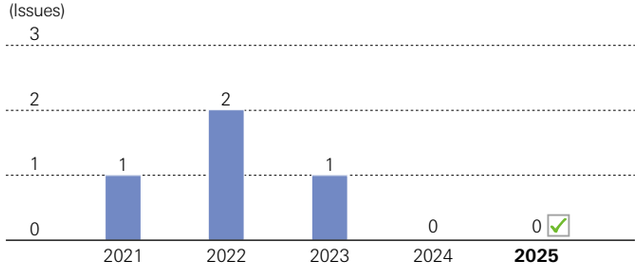

Indicator	Calculation method
Major quality issues	These refer to product and service quality issues determined by Corporate Headquarters or divisional company presidents, based on evaluations and judgments by the quality assurance manager, which could cause significant damage to customers, society, or SEKISUI CHEMICAL Group and lead to the loss of society's trust in the Group if not thoroughly resolved on an urgent basis, including: (1) Major incidents · Incidents that caused harm to users' life or body that is serious in nature · Incidents involving product loss or destruction that may cause serious harm to users' life or body (2) Problems which have serious impacts on (cause serious losses to) customers, users, or society (3) Compliance (such as with related laws and regulations) problems related to product or service quality (4) Product recall problems

● Data concerning external loss costs

External Loss Costs

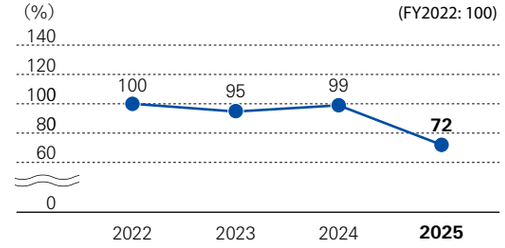

Indicator	Calculation method
External loss costs	Costs arising from responding to product-related complaints

● Data on incoming contacts to the Customer Consultation Office (SEKISUI CHEMICAL)

Breakdown of Incoming Contacts (by Divisional Company)

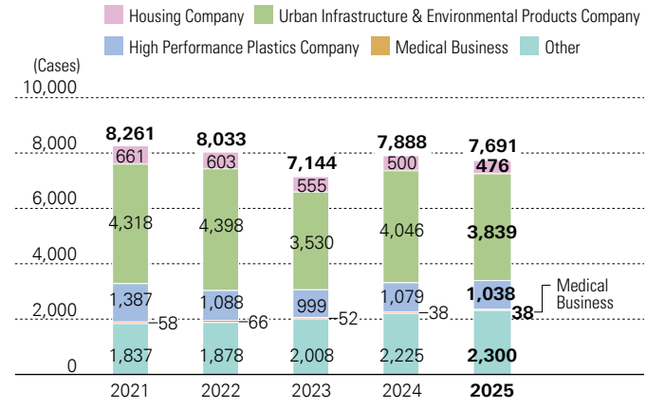

Breakdown of Incoming Contacts (FY2025, by Content)

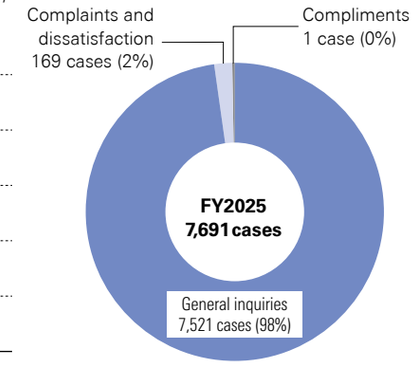

Indicator	Calculation method
Breakdown of incoming contacts (by divisional company)	Number of inquiries by telephone, e-mail, letters, and other means
Breakdown of incoming contacts (by content)	Incoming contacts are recorded on Insider Net* and categorized as follows: · General inquiries: Questions about SEKISUI CHEMICAL Group product specifications, how to use products, construction methods, stores selling the products, and services such as repairs · Complaints and dissatisfaction: Incidents in which customers expressed their dissatisfaction or lodged complaints concerning SEKISUI CHEMICAL Group products or services · Compliments: Calls during which praise was received for satisfaction with SEKISUI CHEMICAL Group's products or services · Requests / Expectations: What customers require of SEKISUI CHEMICAL Group products and services (product improvements and new products, etc.), and inquiries relating to business activities, or comments on what is expected of SEKISUI CHEMICAL Group * Insider Net: A SEKISUI CHEMICAL Group intranet site on which details of incoming contacts to the Customer Consultation Office are released in real time.

● Business sites that have received third-party certification for their quality management systems

Of all SEKISUI CHEMICAL Group production sites, 87% are certified to ISO 9001.
When sites certified to ISO 13485, IATF 16949, and AS9100D are also included, the percentage is 99%.

Housing Company

Housing Company (Related business sites)
- Technology & CS Division
  - Technology Department
  - Construction Innovation Department
  - Safety & Environment Department
  - CS Promotion & Quality Assurance
- External Relations & Purchasing Division
  - Purchasing Department
- Sekisui Global Trading Co., Ltd.
- Development Division
  - Housing Development Department
  - Housing Technology Institute
  - Planning and Administration Department
  - Housing Renovation R&D Department
  - Hokkaido Development Office
- Hokkaido Sekisui Heim Industry Co., Ltd.
- Tohoku Sekisui Heim Industry Co., Ltd.
- Sekisui Heim Industry Co., Ltd.
  - Kanto Site
  - Tokyo Site
  - Chubu Site
  - Kinki Site
- Chushikoku Sekisui Heim Industry Co., Ltd.
- Kyushu Sekisui Heim Industry Co., Ltd.
- Sekisui Heim Industry Co., Ltd. Head Office
  - East Japan Administration Department
  - Supply Division
  - West Japan Administration Department

Sekisui Board Co., Ltd.
- Minakuchi Site
- Gunma Site

Urban Infrastructure & Environmental Products Company

SEKISUI CHEMICAL CO., LTD. Shiga-Ritto Plant
SEKISUI CHEMICAL CO., LTD. Gunma Plant
Sekisui Aqua Systems Co., Ltd.
Sekisui Home Techno Co., Ltd.
Sekisui Chemical Hokkaido Co., Ltd.
NIPPON INSIEK CO., LTD.
Sekisui SoflanWiz Co., Ltd.
Yamanashi Sekisui Co., Ltd.
Toto Sekisui Co., Ltd. Head Office and Plant
Chiba Sekisui Industry Co., Ltd.
SHIKOKU SEKISUI CO., LTD.
Kyushu Sekisui Industry Co., Ltd.
TOKUYAMA SEKISUI CO., LTD.
TOKUYAMA SEKISUI CO., LTD. Piping Plant
SEKISUI ESLON B.V.
Sekisui Chemical G.m.b.H.
Sekisui Rib Loc Australia Pty. Ltd.
Sekisui (Wuxi) Plastics Technology Co., Ltd.
Sekisui Industrial Piping Co., Ltd.
Sekisui Specialty Chemicals (Thailand) Co., Ltd.
S and L Specialty Polymers Co., Ltd.

High Performance Plastics Company

SEKISUI CHEMICAL CO., LTD. Musashi Plant
SEKISUI CHEMICAL CO., LTD. Shiga-Minakuchi Plant
- Fine Chemicals Production Department
- Specialty Chemicals Production Department

SEKISUI CHEMICAL CO., LTD. Shiga-Minakuchi Plant
- S-lec (Interlayer Film) Production Department

SEKISUI CHEMICAL CO., LTD. Taga Plant
Sekisui Techno Molding Co., Ltd. Mie Plant
Sekisui Techno Molding Co., Ltd. Aichi Plant
Sekisui Techno Molding Co., Ltd. Tochigi Plant
Sekisui Material Solutions Co., Ltd.
Sekisui Nano Coat Technology Co., Ltd.
Sekisui Fuller Co., Ltd. Tokyo Head Office
Sekisui Polymatech Co., Ltd.
Sekisui Seikei, Ltd. Head Office
Sekisui S-Lec Mexico S.A. de C.V.
Sekisui S-Lec B.V. Resin Plant
Sekisui S-Lec B.V. Film Plant
Sekisui S-Lec Thailand Co., Ltd.
Sekisui S-LEC (Suzhou) Co., Ltd.
Sekisui S-Lec America, LLC.
Sekisui Alveo AG
Sekisui Alveo BS G.m.b.H.
Sekisui Alveo B.V.
Thai Sekisui Foam Co., Ltd.
Sekisui Voltek, LLC.
Sekisui Pilon Pty. Ltd.
Youngbo Chemical Co., Ltd.
Sekisui Youngbo Hpp (Wuxi) Co., Ltd.
Sekisui Specialty Chemicals America, LLC.
Sekisui Polymatech America, LLC.
Sekisui Specialty Chemicals Europe, S.L.
Sekisui DLJM Molding Private Limited-Chennai-1
Sekisui DLJM Molding Private Limited-Chennai-2
Sekisui DLJM Molding Private Limited-Greater Noida
Sekisui DLJM Molding Private Limited-Tapukara
Sekisui DLJM Molding Private Limited-Gujarat
Sekisui Polymatech (Thailand) Co., Ltd.
PT. Sekisui Polymatech Indonesia
Sekisui Polymatech (Shanghai) Co., Ltd.
Sekisui Polymatech Europe B.V.
Sekisui Aerospace Corporation Orange City
Sekisui Aerospace Corporation Renton/Sumner
SEKISUI KYDEX, LCC. Bloomsburg
SEKISUI KYDEX, LCC. Holland

Headquarters

Sekisui LB Tec Co., Ltd.
SEKISUI CHEMICAL CO., LTD. Life Science Business Development Department

Medical Business

Sekisui Medical Co., Ltd.
Sekisui Diagnostics, LLC. Burlington
Sekisui Diagnostics, LLC. San Diego
Sekisui Diagnostics P.E.I. Inc.
Sekisui Diagnostics (UK) Ltd.
Veredus Laboratories Pte. Ltd.
Sekisui Medical Technology (China) Ltd.
Sekisui Medical Technology (Suzhou) Ltd.

Legal and Ethical Issues

Strategy (Stance, Approach, and Awareness of Risk)

Basic Concept

Compliance management

In 2003, SEKISUI CHEMICAL Group established the Compliance Declaration. Based on the concepts of contribution to society, being a trusted company, and complying with the law and its spirit, we have clarified our stance of earning a high level of trust from society through compliance in accordance with our principles and the spirit set forth in our Corporate Activity Guidelines.
We are currently aiming to grow sustainably under our Long-term vision, Vision 2030, and at the heart of this commitment is compliance. Under the next Medium-term Management Plan, which begins in FY2026, we are also working to improve our management ability to sustain business by suppressing the number of serious incidents. We are working to raise the awareness of compliance among each and every employee by promoting various compliance programs. We will continue our efforts to further strengthen compliance management so that the Group can be widely trusted by society.

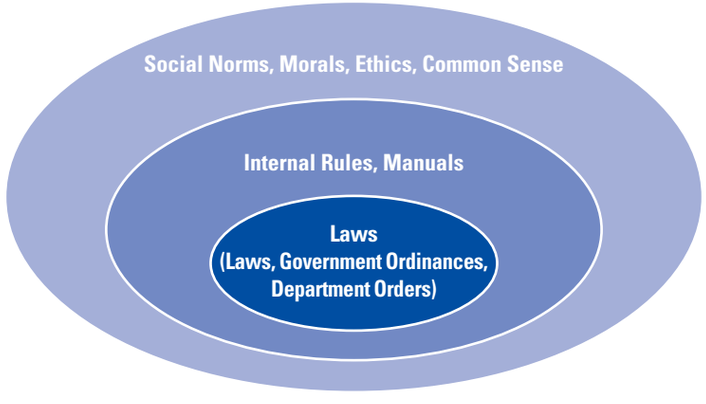

Awareness of Risk

The Group considers the risk of violating the anti-trust law, bribery-related laws, and security export control and related laws, along with the risk of leaking personal information and confidential information, to be serious compliance risks, and is focusing its efforts on suppressing them. In addition, the Group views compliance in a broader sense, which includes not only laws and regulations, but also internal rules and regulations, social norms, and morals. In other words, compliance in the Group means adapting to social demands. We recognize that this social requirement is constantly changing. We believe that there is a risk of non-compliance without being aware of it if we are not able to detect changes sensitively and respond to them.

Formulating the Compliance Policy

The Group prepared the Compliance Manual in 2003. It consists of conduct guidelines and detailed explanations of compliance items such as anti-corruption, conflicts of interest, compliance with the anti-trust law, accounting, and harassment, and has been used for in-house education.
Beginning in 2022, with the purpose of making our Group-wide approach to compliance known to our stakeholders, we have formulated the SEKISUI CHEMICAL Group Compliance Policy by extracting the conduct guides from the Compliance Manual. This policy is posted on our website.

WEB **Compliance Policy** https://www.sekisuichemical.com/sustainability_report/basic_policies/#anc-P09

Governance

System

The Group has established a realistic and effective compliance promotion system to ensure the implementation of compliance management. The Compliance Subcommittee, which is chaired by the executive officer in charge of the Legal Department, has been established under the Sustainability Committee to oversee the Group's compliance, and formulates policies and implementation measures. In addition, the Compliance Promotion Subcommittee has been set up at Headquarters and each divisional company, and compliance promotion managers have been appointed to implement and develop each measure. In the event of a major compliance issue, the Compliance Advisory Board will convene to discuss follow-up measures and prevent reoccurrence.
In FY2025, the Compliance Subcommittee met twice, in May and November 2025.

Compliance Promotion System

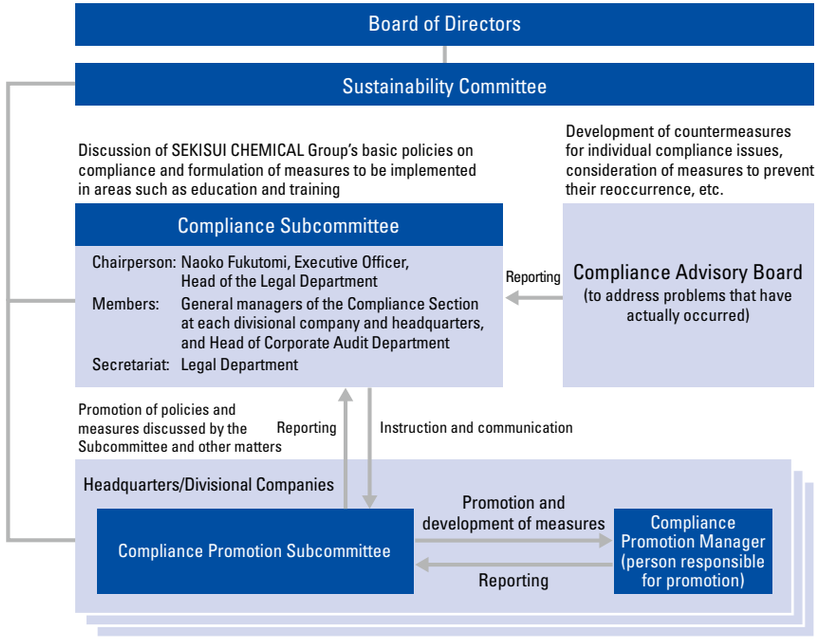

Risk Management

Risk Management System

To implement compliance management, the Group has established a compliance promotion system to identify and evaluate compliance risks. We also strive to reduce compliance risks and ascertain the status of compliance through regular education, training, audits, and other means. The following are our main initiatives related to the management of compliance risks in the Group.

- Compliance-related training, including e-learning
- Legal audits related to the anti-trust law and export controls
- Awareness-building and operation of the anti-trust law compliance program
- Dissemination and operation of bribery prevention program
- Dissemination and operation of domestic whistle-blowing system "S.C.A.N." and overseas whistle-blowing system "SEKISUI Chemical Group Global Hotline"
- Reports and deliberates on the operation of the whistle-blowing system and compliance violations at the Board of Directors and the Compliance Subcommittee
- Reports and deliberates on individual compliance violations and recurrence prevention measures at the Compliance Promotion Subcommittee

Indicators and Targets

Targets

Under the FY2023–FY2025 Medium-term Management Plan, the Group worked to strengthen control over its overseas subsidiary companies with the aim of preventing damage to its corporate value caused by serious incidents. The results of the major implementation measures are as follows. Under the next Medium-term Management Plan, which begins in FY2026, in order to continue preventing serious incidents, we will work to strengthen monitoring of how key rules are operated, make compliance activities more efficient and precise, and enhance our response to whistle-blowing reports and international compliance capabilities.

Major implementation measures	Management indicators	Final fiscal year (FY2025) targets of the current Medium-term Management Plan	FY2025 results
Strengthen control over overseas Group companies	Deployment rate of important rules (regarding anti-trust law, anti-bribery, etc.) at overseas Group companies	100%	100% (57/57 companies)
	Installation and deployment of overseas whistle-blowing system (number of regions)	Complete dissemination and deployment at all overseas areas (10 regions)	System installation at all overseas areas (10 regions) completed

Major Initiatives

Fostering Compliance Awareness

The Group has prepared and distributed to all employees the Compliance Manual, its overseas version, the Global Compliance Manual, and the Compliance Card for portable use, in order to foster an awareness toward compliance in each and every employee.

The Compliance Manual

The Global Compliance Manual (English)

The conveniently sized Compliance Card

Compliance Training

As part of our efforts to put compliance management into practice, the Group focuses on employee compliance education. Compliance-related content is included in new employee as well as rank-specific training. We also conduct e-learning sessions specific to compliance at least four times a year. In this manner, we provide opportunities for all Group employees to learn about the importance of compliance on an ongoing basis.
In FY2025, we provided similar learning opportunities to employees who do not have access to the intranet individually, including those working on the production plant floor, by providing paper-based training opportunities at the request of Group companies and business sites.

Dissemination and Operation of Internal Whistle-Blowing System

SEKISUI CHEMICAL Group has established the SEKISUI Compliance Assist Network (S.C.A.N.), a domestic whistle-blowing system. Under the supervision of the executive officer in charge of the Legal Department, this system is operated as a mechanism for the early detection, correction, and prevention of compliance problems within the Group, including harassment.
Employees of the Group can use this system, whether anonymously or not. In addition to the internal whistle-blowing system, it is also possible to report to an external independent lawyer.
Internal whistle-blowing regulations strictly protect the whistleblower, including the confidentiality of whistleblower information, and prohibit disadvantageous treatment and retaliation. Employees are also required to report and inform us when they become aware of compliance violations.
After receiving a report, we confirm the veracity of the facts based on interviews with the whistleblower and related parties as well as various forms of evidence, and as a whistle-blowing point of contact, we try to resolve organizational issues from an impartial standpoint. In addition, if management is involved in a reported case, an independent person from the management team investigates and responds accordingly.
In FY2024, we completed the worldwide launch of and awareness-raising activities for the SEKISUI Chemical Group Global Hotline, an overseas whistle-blowing system available in multiple languages to our overseas Group employees, and in FY2025 we continued to accept reports from each area as they arose.
Additionally, in Japan, we already accept reports and consultation requests as necessary from directors and employees of business partners who do business with our Group companies on an ongoing basis through a dedicated form on our website.
Looking forward, the SEKISUI Chemical Group Global Hotline is being rolled out to our global business partners as a whistle-blowing and consultation system available in multiple languages as part of our global operations, and in FY2025 we completed its introduction outside the Americas.

Status Regarding the Prevention of Bribery and Corruption

SEKISUI CHEMICAL Group is a signatory and endorser of the United Nations Global Compact, which identifies anti-corruption as a voluntary action principle. In this spirit, and under the supervision of the executive officer in charge of the Legal Department, we have established the Bribery Prevention Regulations in accordance with the United Nations Convention against Corruption as one of our internal regulations, and are promoting efforts to prevent corruption and bribery through various means, including introducing the regulations throughout the Group. The Bribery Prevention Regulations define bribery as the giving, offering, or promising of money or any other advantage (including but not limited to the giving, etc., of checks, gift vouchers, travel, meals, loans, and education or employment opportunities to friends or relatives; the same definition shall apply hereinafter) with the intention of (i) causing a public official or an officer or employee of a private company to take or not take particular actions in connection with his/her duties or (ii) causing such public official or such officer or employee to use his/her position to influence other public officials or other officers and employees to take or not take particular actions in connection

with their duties, in order to gain an illicit business advantage. The Regulations also define the acceptance of bribes as the acceptance of, or the request or promise to receive, money or any other advantage in connection with the recipient's duties for improper purposes.
In addition, we have formulated the Bribery Prevention Guidelines, which summarize the matters that Group employees must comply with when conducting business in Japan, the United States, and China. These rules and guidelines are made widely known through the intranet, and employees can check them at any time.
As a major measure to prevent corruption and bribery, we have established and operate policies to prevent violations before they occur. Specifically, we have identified high-risk cases and established the following rules.

- When entertaining or giving gifts to public officials: A prescribed advance application form must be submitted to the administrator for approval.
- Appointment of agents, consultants, etc. in connection with transactions with overseas public officials, etc.: Appointment can only proceed after confirming that payments of remuneration to that agent, consultant, etc. could not be deemed a bribe, that there are no reasonable grounds to suspect that the payments could constitute a bribe, and only after a predetermined settlement procedure has been followed.

We also provide specialized training on anti-corruption for departments that are especially susceptible to the risk of corruption and bribery. In this manner, we encourage employees to learn about the relevant rules and guidelines and use the appropriate application forms.
In addition, the Compliance Policy, Compliance Manual, and Global Compliance Manual also convey policies on anti-bribery.
In FY2025, as in FY2024, questions on bribery were included in the e-learning program for employees of Group companies in Japan as well as overseas.
No serious violations related to corruption or bribery were confirmed in FY2025.

Status Regarding the Prevention of Transactions That Represent a Conflict of Interest

The Group has adopted the policy that when the interests of the company and our individual interests conflict, we will consider the matter from the standpoint of whether it benefits the company and will not cause harm to the company.
In order to thoroughly implement the above policy, we formulated the "Conflict of Interest Guidelines" in 2023. In this way, we operate rules to check in advance any outsourcing transactions that may cause conflicts of interest.

Promotion of Fair Transactions

In light of the Act on Proper Transactions with Small and Medium-Sized Entrusted Business Operators (commonly known as the SME Transactions Act, formerly the Act against Delay in Payment of Subcontract Proceeds, etc. to Subcontractors), which came into force in January 2026, the Group has positioned fair transactions as an important compliance issue and is promoting Group-wide efforts. Specifically, we formulated a Fair Transactions Manual that clarifies the intent of the law and the criteria for judgment, and we put in place a structure that lets directors and employees involved in transactions act with a shared understanding. At the same time, we survey actual transaction conditions in the field, which we use to identify and correct risks and prevent recurrence. Furthermore, through continuous education and self-development activities such as e-learning, we deepen understanding of the fairness and transparency of transactions and work to embed sound, sustainable transaction practices.

Compliance with Anti-Trust Law as Well as Statutory and Regulatory Requirements Relating to Advertising and Labeling

As part of our anti-trust law compliance program, we operate a business organization membership payment system, an advance application system for contacting competitors, and a price revision committee system. Every year, we conduct audits on the operation of the program and review the program as appropriate. We have also introduced this program to domestic business companies with high cartel risk.
In conducting our business activities, we comply with the Act against Unjustifiable Premiums and Misleading Presentations and other laws and regulations in advertising and labeling, and conduct our business activities with integrity.
No significant violations regarding anti-trust laws or advertising and labeling were identified in FY2025.

Initiatives to Strengthen Accounting Compliance

SEKISUI CHEMICAL Group is working to improve Group-wide accounting skills and financial knowledge in order to reduce risks related to finance and accounting. Accounting meetings are held for employees in charge of accounting at domestic and overseas companies. At these meetings, fiscal-related rules and accounting compliance activities are explained and shared. We also provide training in accounting and financial literacy through study sessions and e-learning. In addition to preventing accounting treatment errors and accounting improprieties from occurring, we are also working to raise awareness of accounting compliance among divisions and employees involved in accounting. In FY2025, accounting meetings were held in Japan and overseas in a hybrid format of online and face-to-face meetings. A total of 272 employees, mainly personnel in charge of accounting, participated.
Accounting training was conducted online on a specific topic, and a total of 38 employees attended, including video viewers. In addition, a total of 6,746 employees took the e-learning course, which is being conducted for a wider target audience to raise awareness of accounting compliance.

Tax Compliance Initiatives

SEKISUI CHEMICAL Group considers the payment of taxes to be one of the fundamental and important social responsibilities that a company should fulfill. We comply with the tax laws of the countries and regions in which we operate, and pay taxes appropriately.
The Group does not use tax havens for tax avoidance purposes. We will pay taxes appropriately in accordance with the economic conditions of the countries and regions in which we operate, contribute to the economies of those countries and regions, and aim for harmony and stable development together.
Transactions with tax risks are checked with outside experts as necessary to ensure their proper handling and to reduce tax risks.
Furthermore, as a response to transfer pricing risk, transactions are conducted in compliance with national and regional laws and regulations and arm's length prices in accordance with OECD Guidelines. In order to resolve unstable tax positions, the Company utilizes Advance Pricing Agreements (APAs) depending on the size of the transaction and the extent of tax risk. We will continuously monitor changes in the international taxation environment, including the global minimum tax system, and maintain appropriate governance and compliance systems.
We respond appropriately and in good faith to investigations by tax authorities, with results reported to the Board of Directors and improvements made as appropriate. Through these initiatives, we strive to maintain good relationships with the tax authorities of various countries.

Amount of Corporate taxes, etc., Paid by Country/Region (FYE March 2025) (Unit: Millions of yen)

	Japan	North America	Europe	China	Asia	Other	Total
Amount of corporate taxes, etc., paid*	33,146	1,267	1,675	1,533	1,658	415	39,693

*The above amounts are based on the "Country-Specific Report" we have submitted to the tax authorities.

Compliance Reinforcement Month

Initiatives taken in Japan

SEKISUI CHEMICAL Group has designated October of each year as "Compliance Reinforcement Month." This is an opportunity for all employees to reaffirm the importance of compliance.
In FY2025, training was held via video streaming in Japan on the two themes of information management and insider trading regulations, with the aim of making it easier for more employees to participate in the training by offering greater flexibility for them to do so at their convenience. In addition, training videos used in past training have been made available on the company intranet so that the training can be reviewed at any time (in FY2025, "Practicing Safe Automobile Driving Management" was newly added). Videos on the above two themes newly streamed in FY2025 are also available on the company intranet.

Initiatives taken during Compliance Reinforcement Month in Japan (FY2025)

1. Thoroughly disseminated the Message from the President on Compliance (October 2025) to all Group employees
2. Conducted various compliance training programs as well as open-type legal seminars (video streaming, two themes)
3. Introduced Compliance Reinforcement Month activities and videos for training sessions in SWITCH Web newsletters, along with the publication of an article regarding the "Harassment Elimination Project"
4. Conducted e-learning in Japan via the intranet (covering insider trading, information management, and sexual harassment)
5. Conducted global e-learning using SuccessFactors (questions on human rights-related topics and topics covered in the Global Compliance Manual)

Overseas initiatives

In FY2025, as in FY2024, we implemented Compliance Reinforcement Month activities in North America, China, APAC, and Europe. Themes taken up are selected with a focus on those issues that are judged by each regional headquarters to be of high risk to the region.

● Overseas Compliance Reinforcement Month initiative themes (FY2025)

North America:
1. Message from top management
2. Explanation of the SEKISUI Chemical Group Global Hotline (SEKISUI Chemical Group Global Hotline poster contest)
3. Implemented training (the following measures were implemented at each Group company in North America)
   ・Provided SuccessFactors training from regional headquarters (harassment, protection of company information, bribery prevention)
4. Conducted a survey to receive feedback on activities during Compliance Reinforcement Month

China:
1. Message from top management
2. Anti-trust law and commercial bribery survey, display of compliance posters, distribution of Compliance Cards, revision of entertainment and gift rules, distribution of general manager and executive handbooks, measures to prevent information leaks
3. Implemented training
   ・Training format: in-person
   ・Mandatory training (current state and issues of compliance, professional ethics and morals, information management, bribery prevention)
   ・Elective training (conflicts of interest, sexual harassment, contract basics)

APAC:
1. Message from top management
2. Implemented training
   ・Training format: in-person, online, or recorded training
   ・Theme: SEKISUI Chemical Group Global Hotline

Europe:
1. Message from top management
2. Implemented training
   ・Online training
   ・Theme: training for relevant employees on the NIS2 regulations (cybersecurity)
3. Deployment of the "Acceptable Use Guideline including AI"

Responding to Compliance Violations

In the event of a violation of compliance, we will conduct a thorough investigation of the employee who committed the violation. After the investigation, the Company will take disciplinary action, including dismissal, demotion, and salary reduction, as well as reduction of personnel evaluation, depending on the extent and type of violation.
In addition to punishing individuals who have committed compliance violations, we are also working to prevent recurrence by correcting problems in the organizational culture that lie behind them.

Performance Data

● Employees using the e-learning system over time

Employees Using the e-learning System Over Time

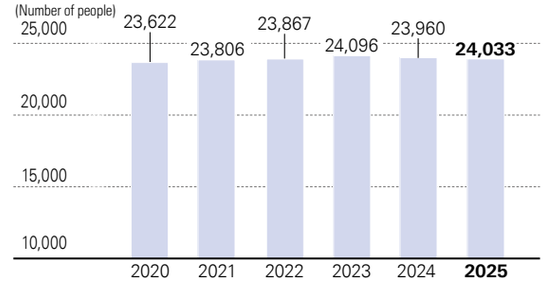

*Average values for four sessions conducted in each year. However, the fourth session was underway during FY2025 when this chart was created, so the average values for the first, second, and third sessions are provided for that year.
*With the exception of certain overseas local hires, all employees of the SEKISUI CHEMICAL Group are required to participate in e-learning programs.

● List of results related to compliance training

FY2025 List of Results Relating to Compliance Training

Training	Training content	Trainees			Attendance
		SEKISUI CHEMICAL Co., Ltd.	Group companies		
			Japan	Overseas	
Employee rank-based training	New employee training	✓	✓		382
	Compliance training		✓		141
	Training for Secretariat to the Board of Directors	✓	✓		48
	Training for directors of affiliated companies		✓		34
	Export controls training	✓	✓		14
Area-specific training	Compliance training	✓	✓		542
	Harassment prevention training	✓	✓		858
	Labor training	✓			150
	Export controls training	✓	✓		1,305
	Act against Delay in Payment of Subcontract Proceeds, etc. to Subcontractors training	✓	✓		292
	Anti-trust law training	✓	✓		1,543
	Labeling regulations training		✓		8
	Information management training	✓	✓		325
	Contract fundamentals training		✓		16
	New employee training		✓		94
	Training for legal department staff	✓			43
Global training	Overseas transfer training	✓	✓		28
	Compliance training			✓	28
	Information management training			✓	30
Compliance Reinforcement Month	Domestic training	✓	✓		30,465
	North America training			✓	4,213
	China training			✓	553
	Training for APAC region			✓	690
	Training for Europe			✓	51
	Global e-learning	✓	✓	✓	20,490

Number of Whistle-Blowing Cases and Consultations

FY2025 Number of Whistle-Blowing Cases and Consultations

Reports/Consultations	Number of cases
Power harassment	51
Working conditions	60
Sexual harassment	13
Workplace environmental concerns	17
Misuse of expenses	6
Sales method related	5
Misrepresentation of work performance	2
Collusive relationship with business partners	10
Other	34
Total number of reports	198 ✓

Donations to Political Organizations

The Group does not make illegal political contributions. In addition, donations to political organizations that promote the formulation of public policies that benefit society as a whole are managed appropriately based on the Company's decision-making standards. The amounts of donations to these political organizations (SEKISUI CHEMICAL on a consolidated basis) are as shown below.

(Unit: Thousands of yen)

(FY)	Amount
FY2021	10,690
FY2022	12,562
FY2023	9,856
FY2024	7,970
FY2025	8,985

Information Management

Strategy (Stance, Approach, and Awareness of Risk)

Basic Concept

SEKISUI CHEMICAL Group has established systems and an operational structure to ensure the confidentiality, integrity, and availability of information systems in order to avoid serious cybersecurity incidents related to information management that could affect the improvement of the management ability to sustain business. At the same time, we are working to improve the information security literacy of our employees through e-learning and incident response training.
We consider the following serious incidents related to information management to be risks that could cause corporate value to be impaired.

1. Exploitation and destruction of data by cyber attacks
2. Large-scale and long-term information system failures
3. Leakage of personal information and confidential information, and violation of the Data Protection Law

Under the current Medium-term Management Plan, we have worked to build and maintain robust, sustainable cyber security capable of responding to rapid IT changes in the business environment. As a result of these activities, there have been no serious cybersecurity incidents, none in Japan for six consecutive years since FY2020 and none overseas for two consecutive years since FY2024. Under the next Medium-term Management Plan, we will strengthen Group-wide global governance and establish preventive cyber security to protect personal information and prevent the leakage of technical information.

SEKISUI CHEMICAL Group Cyber Security Policy

The Group has formulated the Cyber Security Policy for all Group companies. This Policy is publicized both inside and outside the Company. In this way, we are working to strengthen our Group-wide cyber security measures.

WEB **SEKISUI CHEMICAL Group Cyber Security Policy**
https://www.sekisuichemical.com/sustainability_report/basic_policies/#anc-P06

Governance

Information Management System

The Group has established CSIRT*1 under the Sustainability Committee, which is chaired by SEKISUI CHEMICAL's President and Representative Director, as an organization for dealing with cyber security.
Within CSIRT, the DX Subcommittee serves as the policy-making body for information security. The subcommittee is chaired by Yoshiki Deguchi, Executive Officer and CISO (Chief Information Security Officer), and discusses Group-wide cybersecurity measures and significant security incidents.
The Cyber Security Promotion Subcommittee is responsible for promoting measures based on decisions made by the DX Subcommittee, and has established the Cyber Security Center as a working unit.
The Cyber Security Center works with SOC*2 to monitor networking and device security. Security monitoring is conducted 24 hours a day, 365 days a year to ensure the early detection and recovery of incidents.
At least one information system manager has been assigned to each site to build a cyber management system that encompasses the entire Group. Even if there is an organizational change or a change in the information system administrator, the list management system allows us to keep track of the presence or absence of the information system manager at each office.
In the future, we will upgrade the operation of CSIRT domestically and promote the establishment of CSIRT at overseas Group companies.

*1 Computer Security Incident Response Team, or CSIRT.
A general term for specialized teams that receive reports, conduct surveys and enact response measures related to computer security incidents at companies and other organizations.

*2 The Security Operation Center, or SOC. A specialized entity devoted to monitoring and analyzing threats to information systems. Its role is to detect threats quickly and support CSIRT response and recovery activities.

Diagram of Overall Management System

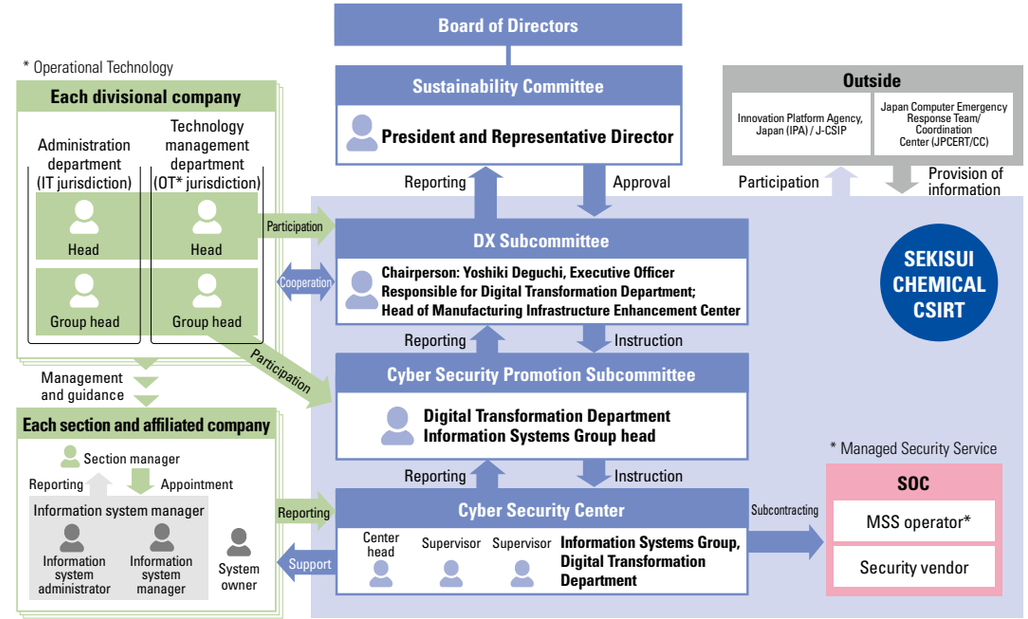

Risk Management

SEKISUI CHEMICAL CSIRT's Protection Activities

SEKISUI CHEMICAL CSIRT's activities to protect confidential information, personal information, and information systems are as follows.

Plan: Planning and review
· Planning of cybersecurity enhancement plans

Do: Implementation of upgrade planning
· Strengthening overseas cybersecurity measures
· Educational activities for employees using e-learning
· Cyber security of the supply chain and thorough information management

Check: Inspection and assessment
· Report on risk assessment to the DX Subcommittee and report on countermeasures to the Cyber Security Promotion Subcommittee

Act: Improvement activities
· Setting improvement targets based on the results of activities and revising action plans

Indicators and Targets

Targets

SEKISUI CHEMICAL Group has identified zero cyber security incidents as a KPI under its current Medium-term Management Plan and taken steps to promote information management activities. The purpose is to prevent any damage to corporate value due to significant cybersecurity incidents. As a result of these activities, there have been no serious cybersecurity incidents, none in Japan for six consecutive years since FY2020 and none overseas for two consecutive years since FY2024. The results of the major implementation measures are as follows.

Major Implementation Measures

Major implementation measures	Management indicators	Final fiscal year (FY2025) targets of the current Medium-term Management Plan	FY2025 results
Rapid response to cyber security incidents (Japan)	Detection to recovery time	Within 3 business days	3 business days
Overseas deployment of CSIRT	Overseas CSIRT deployment	Completion of deployment across all regions	Completion of deployment across all regions

Major Initiatives

Measures Against Information Leaks and Risks

The Group takes measures to ensure the safety of customer information, including personal information, and internal information, including confidential information, from both the perspective of systems and personnel measures. SEKISUI CHEMICAL CSIRT's CyberSecurity Center plays a central role in swiftly implementing appropriate measures against external threats. Specifically, we are constantly aware of new threats such as newly reported viruses and targeted e-mails, and update the policies of our security products. In addition, we are working to prevent information leaks by educating employees through e-learning and conducting audits.
CSIRT regularly holds DX Subcommittee and Cyber Security Promotion Subcommittee meetings. The DX Subcommittee reports on the evaluation of risk countermeasures.
The CyberSecurity Promotion Subcommittee also reports on the activities related to risk countermeasures. In addition, every year, training sessions are held for DX Subcommittee members to examine their ability to make management decisions in the event of an information security accident.

Key System-Related Measures

The Group mainly implements the following system measures.
1. Important information is kept on the data center server, and the data center is fortified.
2. Complete separation of internal, external, and control networks using a firewall.
3. A cloud firewall is introduced that is effective even for direct Internet connections (including remote environments).
4. Next-generation antivirus on all servers and PCs.
5. The above three points 2. to 4. are monitored 24 hours a day, 365 days a year by SOC.
6. Mail filters and Web filters are introduced to ensure the safe use of e-mails and the Internet by employees.
7. User authentication infrastructure is revamped for both convenience and safety.

Key Personnel Measures

The Group mainly implements the following personnel-related measures.
1. Thorough information management by level of importance.
2. Strict confidentiality for retirees and newly hired employees.
3. Regular e-learning for all employees.
   Provision of additional e-learning to employees engaged in key R&D operations.
4. Desktop training for CSIRT members (confirming contact flows and questioning ability to make management decisions).

Measures Against Natural Disaster Risks

Our core systems are installed in data centers that are earthquake-resistant and seismic-isolated. This makes it possible to continue operations even if social infrastructure is damaged by a natural disaster. In addition, by setting up data centers in multiple locations, we have built a system that will not delay operations even if a particular data center becomes unusable. In addition, we are working to shorten the lead time to complete restoration of operations by fully duplicating (backing up) our critical business systems.

Protecting Personal Information

The Group handles the individual information of its customers in accordance with our Privacy Policy. In addition to complying with laws and regulations related to personal information, we have established voluntary rules and systems based on our internal confidential information management regulations to ensure appropriate protection.
In addition, we have established the Guidelines for Web Server Construction and Management to protect the servers that handle personal data management by related companies and departments. At the same time, management privileges, such as access rights, are restricted according to the importance of handling information to ensure thorough management. Furthermore, we are strengthening our governance of the handling of individual (customer) information by raising employee awareness and providing education, mainly during the Compliance Reinforcement Month every year.

Preventing Leakage of Technical Information

In addition to measures to prevent leaks using IT technologies, we have introduced risk-management activities to departments that handle confidential technical information. We also provide moral education and training for engineers, and ensure that confidentiality is strictly enforced when hiring.

Innovation

Strategy (Stance and Approach)

Basic Concept

SEKISUI CHEMICAL Group has adopted Innovation for the Earth as a vision statement for its Long-term Vision. We also emphasize innovation as an important driver for realizing our vision. With climate change and other extremely difficult and urgent social issues piling up, the importance of innovation to create new solutions to these issues is increasing.
Under the next Medium-term Management Plan, based on our Long-term Vision, Vision 2030, we have identified enhancement areas in which we aim to further grow existing businesses in each business domain, and innovation areas in which we will create a new business foundation, and we will strengthen activities that turn the new themes developed during the current Medium-term Management Plan into results.
In addition, we launched a Group-wide innovation roundtable initiative to identify business opportunities across business domains and to regularly examine the combination of technologies. Through this, we are working to strengthen the creation of new products across the Group.
With regard to strengthening the core technologies that are the source of our activities, we define technology platforms throughout the Group and are proceeding with technology enhancements over the medium to long term. At the same time, we will focus on collaboration and open innovation with outside parties to enhance our ability to resolve social issues by quickly creating new value.

Governance

System for Promoting Innovation

The Group defines technologies that are competitive and technologies that need to be strengthened as technology platforms (TPFs), and we continue to strengthen our technologies. TPFs are reviewed for each Medium-term Management Plan, and the current Medium-term Management Plan stipulates 27 TPFs. In addition, we have established a system for appointing leaders who will lead the technological enhancement of individual TPFs as Specialty (S) positions. "S" positions are made up of four grades, from S1 to S4. In FY2025, 41 engineers were appointed as "S" positions throughout the Group. "S" positions are responsible for driving the continuous technological enhancement of individual TPFs and also for developing future technical leaders.

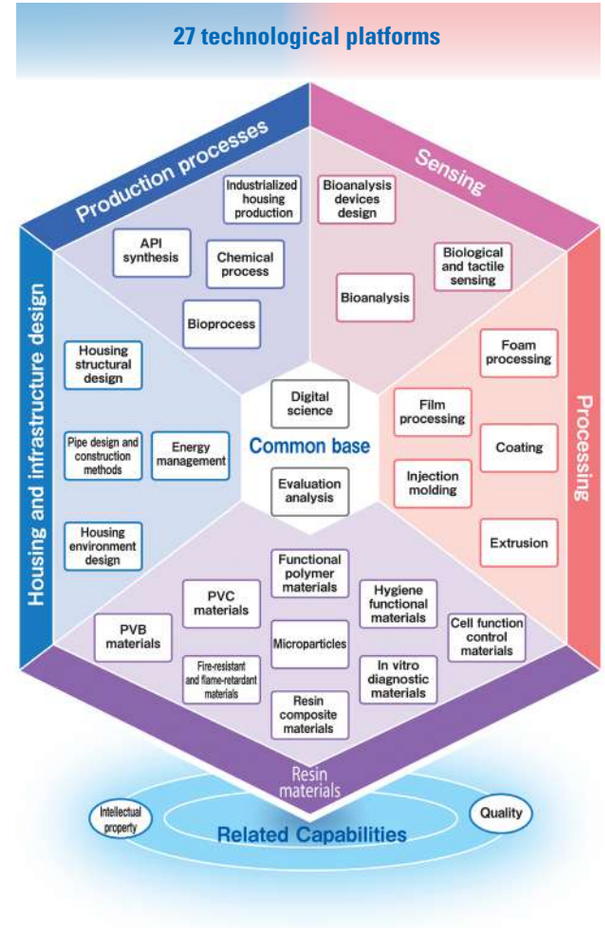

The R&D structure for creating and promoting innovation is divided into two categories according to the timeframe of the project. Research and development projects originating from the acquisition of customer needs will be undertaken at the laboratories of each segment to enable swift activities in accordance with the respective business environment. Meanwhile, the Corporate Headquarters is in charge of medium- to long-term projects. The R&D Center is responsible for the initial exploration and planning of R&D projects and the establishment of basic technologies. The New Business Development Department is responsible for the promotion of commercialization, and the system is designed to enable the rapid transfer of R&D to divisional companies once the business is launched. Each segment and Corporate Headquarters has an independent intellectual property department. The intellectual property divisions, business divisions, and R&D divisions of each segment work together at all times, and based on the characteristics of their respective business domains, we strive to gain a competitive advantage over our competitors, which in turn leads to the expansion and growth of our Group's business.

The status of innovation initiatives is monitored regularly by the R&D Committee. Discussions are underway with top management to further strengthen innovation.

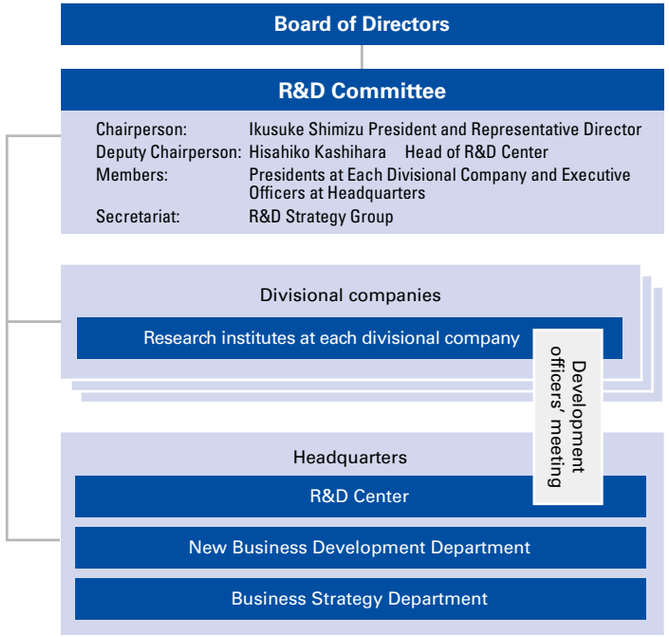

Roles of the R&D Committee
- Determine Group-wide R&D basic policies regarding next-generation business creation
- Determine Group-wide R&D themes and action plans regarding next-generation business creation

(As of April 1, 2026)

R&D and Intellectual Property Management System

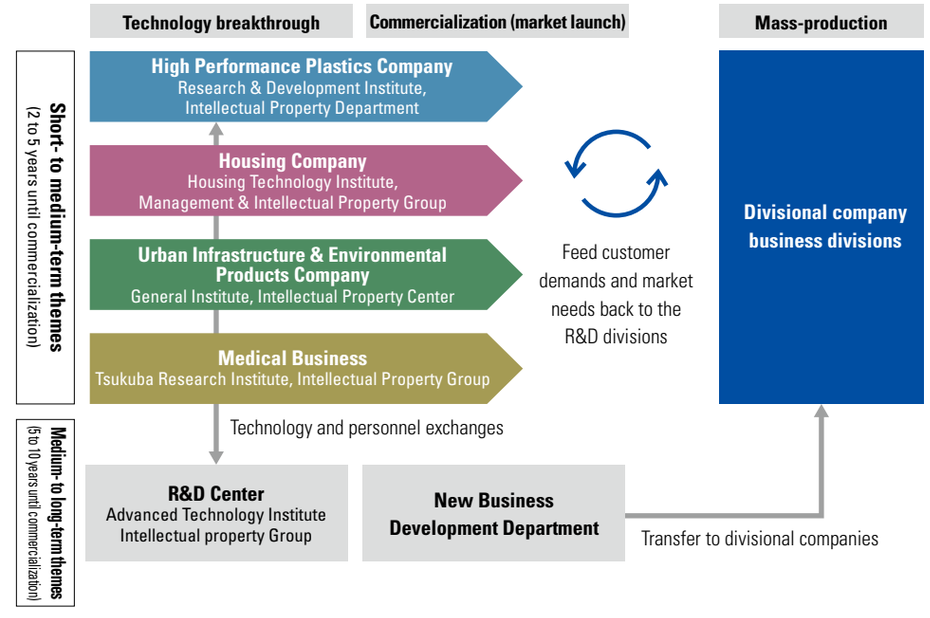

Risk Management

Collection and Analysis of Information to Respond Appropriately to Uncertainties

As innovation activities are based on medium- to long-term projections, it is important to proceed while appropriately responding to uncertainties that will increase further in the future. It is necessary to actively obtain information from outside the Company, such as social and technological trends in Japan and overseas, and to envision possible future scenarios.
The Group's internal think tank organization, Sekisui Integrated Research, is conducting surveys on changes in the Group's business environment and business continuity risks by collecting and analyzing a wide range of domestic and overseas information. The knowledge obtained is shared with relevant departments in the Company, and contributes to the study of specific measures.

Indicators and Targets

Targets

In the previous Medium-term Management Plan, the Group set the number of new products and projects as a KPI and indicator of innovation in the areas of enhancement.
Under the current Medium-term Management Plan, we have established the number of external collaborations through open innovation as a KPI for innovation in innovation areas. Thanks to proactive external collaboration activities, the number of collaborations exceeded the target in FY2025. To realize our Long-term Vision we will continue to strengthen innovation in both enhancement and innovation areas.

Major Initiatives

Internal and External Technology Fusion

The Group believes that collaboration with internal departments and external parties is important for realizing innovation. Based on this concept, we are actively working on technology collaboration inside and outside the Company, which we refer to as "fusion."
Regarding in-house fusion, the Group's R&D Center works with related departments within the Company to promote fusion with each divisional company from the three perspectives of "fusion of core technology," "fusion of planning," and "fusion of development."
As far as fusion of core technology is concerned, we are promoting support for and collaboration on divisional company development themes using data-utilization technologies such as materials informatics (MI) in information science, one of the basic technologies integrated into the R&D Center, and are steadily building up a track record. We are also actively promoting the use of advanced technologies such as experiment automation and generative AI, and we are accelerating their use through collaboration with the University of Tokyo, the University of Toronto, and others.
As for the fusion of planning, we are advancing activities that lead to the planning of new themes by mutually understanding the technologies we hold through internal technology exchange meetings.
Turning to fusion of development, we are promoting integration through a mechanism in which Corporate Headquarters support development themes that cross divisional company boundaries.
We are also actively promoting the fusion of key development themes with external parties. The Group's perovskite solar cell currently under development was selected for a national development project in collaboration with the University of Tokyo, Kyoto University, Ritsumeikan University, National Institute of Advanced Industrial Science and Technology (AIST), and other parties. We are accelerating its development toward practical application through the promotion of demonstration experiments in prefectures such as Tokyo, Fukushima, and Fukuoka, as well as installation at venues for Expo Osaka, Kansai.
In carbon recycling technology as well, we have entered into a partnership with ArcelorMittal, one of the world's largest steelmakers, and as a result of a joint evaluation aimed at reducing CO_2 emissions during steelmaking, our technology was highly rated in terms of reaction efficiency and durability, and we are now considering the timing of its introduction while assessing the decarbonization market. Furthermore, in applying our technology to a variety of fields beyond steelmaking processes, including joint studies with COSMO ENERGY HOLDINGS and TOKAI CARBON aimed at converting CO_2 into valuable resources, we are also considering several collaborative projects with partners who recognize the potential of our technology.
Regarding fusion with external parties, we are engaging in various collaborative activities based in the MINASE INNOVATION CENTER established in 2020.
In FY2025, we held technology exchange meetings with several external companies, with more than 200 participants in total. Through sharing the latest technologies and discussing how to resolve issues, we deepened mutual understanding and cooperative relationships with the participating companies. We plan to continue actively promoting open technology exchange and co-creation activities with external parties.
We are also considering quantifying the status of our technology enhancements as indicators and communicating this externally, in an effort to further accelerate fusion with outside parties.

Mechanisms for Creating New Businesses

In 2021, SEKISUI CHEMICAL Group established the Innovation Promotion Group in the New Business Development Department with the aim of continuing to bring about innovation that helps resolve social issues as stipulated in the Group's Vision 2030. The Innovation Promotion Group is engaged in planning and creating new businesses through the operation of an in-house entrepreneurial system and collaboration with startups, as well as in fostering a culture of innovation.
The in-house entrepreneurial system aims to develop entrepreneurial talent and foster a spirit of challenge through the practice of business creation, and themes selected through the system are pursued toward commercialization with support from inside and outside the company. Over the three years from FY2023, when the system began operating, through FY2025, the total number of applications reached 500, and we feel a real sense that the willingness to take on the challenge of commercialization is spreading throughout the Company.
Furthermore, by maximizing the capabilities of the MINASE INNOVATION CENTER, we are providing a place that serves as a catalyst for interaction and business co-creation among people from inside and outside the Group.

Performance Data

R&D Expenditures / R&D Expenditures to Revenues

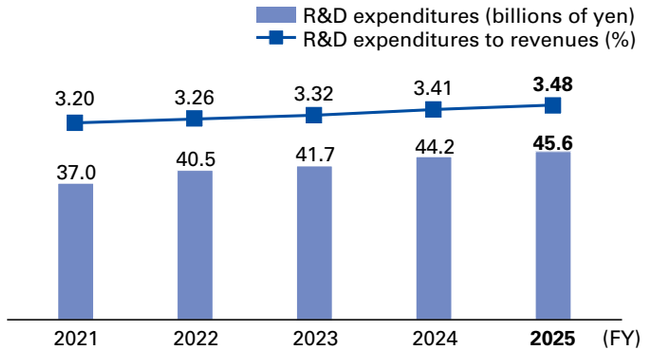

Intellectual Property Management

Strategy (Stance and Approach)

Basic Concept

Intellectual property, the result of our research and development activities, is an important management resource that supports SEKISUI CHEMICAL Group's growth and earnings aimed at maximizing corporate value.
The Group's Intellectual Property Department operates under the Intellectual Property Rules, established with the purpose of encouraging the creation, protection, and utilization of intellectual property and contributing to business growth and increasing corporate value, and with the basic policy of ensuring business competitiveness through the acquisition of strong patents. It places particular importance on an intellectual property strategy that maximizes the prominence of our technology.
Under the next Medium-term Management Plan, which starts in FY2026, we will advance the use of data, AI, and other tools to further strengthen our intellectual property activities.

Governance

System

The Group adopts a Divisional Company Organization System, in which each divisional company works on product development and production technology themes that will lead to near-future revenue, while the headquarters handles themes to be addressed over the medium to long term. To enable swift execution of activities aligned with the business environment, we have established independent intellectual property departments within both the headquarters and divisional companies, and we are engaged in strategic intellectual property activities through constant coordination with the business and research and development departments.
The R&D Committee regularly monitors the activities of intellectual property departments and holds discussions with top management.

Development and Career Formation of Intellectual Property Human Resources

In order to ensure business competitiveness through the acquisition of strong patents, in addition to high expertise, the ability to cooperate with development and business departments is required. Accordingly, we are developing intellectual property human resources who possess both business collaboration skills and expertise through initiatives that combine OJT initiatives, such as the brother system for new employees and personnel exchanges between headquarters and divisional companies, and Off-JT initiatives, such as sending employees to external training programs and holding study sessions with external patent attorneys.
In addition, to retain and newly secure such human resources, we have established a specialty job classification to support career development and, starting from FY2024, have launched an internship program to strengthen our hiring capabilities.

Risk Management

Risk Management

Each divisional company of the Group conducts surveys to ensure that it does not infringe on the intellectual property of others, in line with its business environment. The investigation results are shared as needed with business departments and research facilities, and appropriate measures such as avoidance and preventive actions are taken to ensure early detection and minimization of risk.

Global Monitoring and Utilization

The Group currently holds a growing number of intellectual properties on a global level. Therefore, we will continue to monitor the use of these properties in countries around the world and promote the appropriate utilization and exercise of our rights.

Indicators and Targets

Targets

Each divisional company within the Group maintains constant communication between its intellectual property department, business departments, and research and development departments. Based on the characteristics of each business area, we conduct intellectual property activities that will give us a competitive advantage over our competitors and lead to the expansion and growth of our business.
At headquarters, we plan and promote a common intellectual property strategy for the entire Company, with the aim of optimizing intellectual property.

Major Initiatives

Strategic Activities for Securing Intellectual Property

The Group promotes strategic intellectual property activities that make the most of its technology prominence and contribute to its business. Specifically, we analyze the competitive environment surrounding our research and development initiatives and business operations by utilizing intellectual property, market, and competitor information, and then implement appropriate strategies and intellectual property portfolio management.

Employee Education

In order to ensure that each developer maintains and manages the Company's own intellectual property and avoids and prevents intellectual property infringement by others, we have prepared several educational programs tailored to the level of each developer, from basic knowledge to strategy building, and conduct Group-wide educational activities on intellectual property.

Reasonable Evaluations with Regard to Inventions

The Group has established the Invention Grand Prize system as part of the evaluation and treatment of researchers and engineers, in addition to providing various incentives for employee inventions. We also reward employees with inventions that make a particularly large contribution to profits by rewarding their achievements.

Performance Data

Number of Patent Application Filings

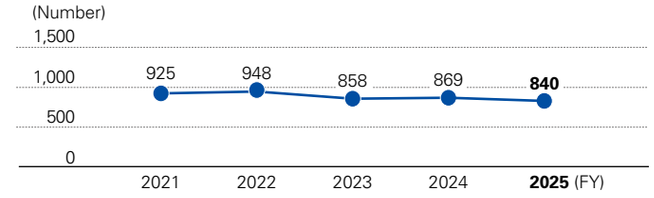

Number of Patents Held

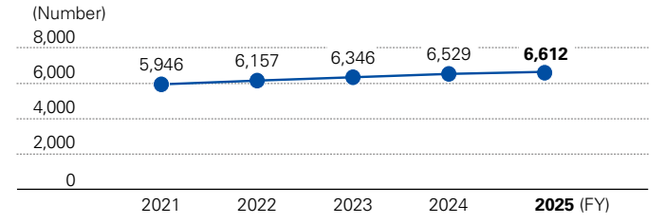

Trend of Patent Asset Value (Technical Value*)

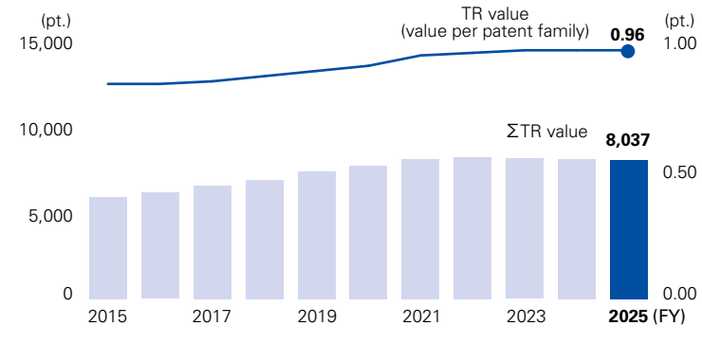

- Since 2020, patent applications have been more selectively filed, resulting in a temporary decrease in ΣTR, but continuous improvement in patent quality is being pursued.

* Based on the number of citations from LexisNexis's patent analysis tool "PatentSight," the TR (Technology Relevance) index is calculated for the total value (ΣTR value) and average value (TR value) of our entire portfolio, which is referred to as "technical value."

Patent Asset Scope Ranking (FY2024)

Ranking	Company name	Patent asset scope (points)	Number of patent citations
1	Fujifilm	64,597.2	1,386
2	LG ENERGY SOLUTION	21,918.0	750
3	Kao	19,773.8	613
4	DIC	19,661.1	373
5	Resonac	19,394.9	599
6	Mitsubishi Chemical	18,565.7	508
7	SEKISUI CHEMICAL	18,134.8	559
8	Nitto Denko	17,936.9	530
9	Sumitomo Chemical	17,383.1	519
10	ARTIENCE	14,951.0	300

Source: Patent Result Co., Ltd. Chemical Industry: Patent Asset Scope Ranking 2024

Ability to Restrain Other Companies Ranking (FY2024)

Ranking	Company name	Number of cited patents
1	Fujifilm	3,110
2	Mitsubishi Chemical	1,591
3	Kao	1,267
4	Resonac	1,219
5	SEKISUI CHEMICAL	1,007
6	Nitto Denko	887
7	Asahi Kasei	832
8	Sumitomo Chemical	819
9	Shin-Etsu Chemical	677
10	Kaneka	596

Source: Patent Result Co., Ltd. Chemical Industry: Ability to Restrain Other Companies Ranking 2024

DX

Strategy (Stance and Approach)

Basic Concept

The mission of Digital Transformation (DX) for SEKISUI CHEMICAL Group is to accelerate and support growth business strategies and structural reforms to realize the Long-term Vision.
Against the backdrop of major changes in the external environment, the Group has four senses of crises: a lack of governance and labor, diversification of management data, and a reduction in profitability due to changes in the market. In light of these factors, we are implementing DX as a means to survive against global competition.
Centering our Group-wide DX on business process transformation, we are advancing three reforms: business process transformation, governance innovation, and business model transformation from the perspectives of visualization and standardization, productivity improvement, and sophistication. We are also strengthening our foundation, including in IT systems and personnel, to support these transformations.
Under the next Medium-term Management Plan, we will shift into a growth-acceleration phase in which we actively use the data accumulated through DX to date and digital technologies such as AI to transform our business processes. We will also place particular emphasis on improving governance through the domestic and international rollout of our global management foundation, as well as on strengthening preventive security to protect information assets such as data and IT assets from threats.

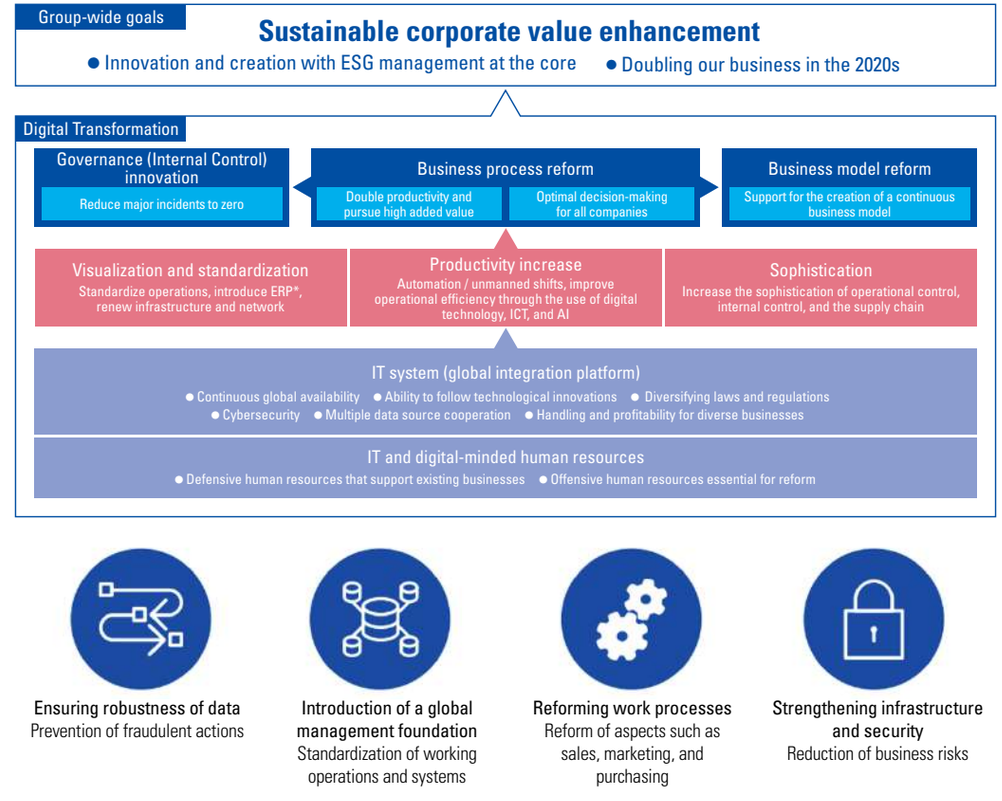

Ensuring robustness of data
Prevention of fraudulent actions

Introduction of a global management foundation
Standardization of working operations and systems

Reforming work processes
Reform of aspects such as sales, marketing, and purchasing

Strengthening infrastructure and security
Reduction of business risks

* ERP: Enterprise Resources Planning. A system for integrating and centrally managing core operations such as corporate accounting, human resources, production, and sales operations.

Governance

DX Overview

The Group is promoting thorough standardization and data-based productivity improvements as "business process transformation." For long-term Group-wide global growth, we are promoting digital deployment and the creation of benefits, centered on the global management foundation, procurement, and sales and marketing. Governance is strengthened through the operation of a global management foundation and the use of an indirect purchasing system. At the same time, we are expediting the creation of benefits for the DX projects we have developed to date.
In order to support the realization of these goals, we are also establishing a global cybersecurity response system and developing guidelines for the safe and secure use of AI.

DX Promotion System

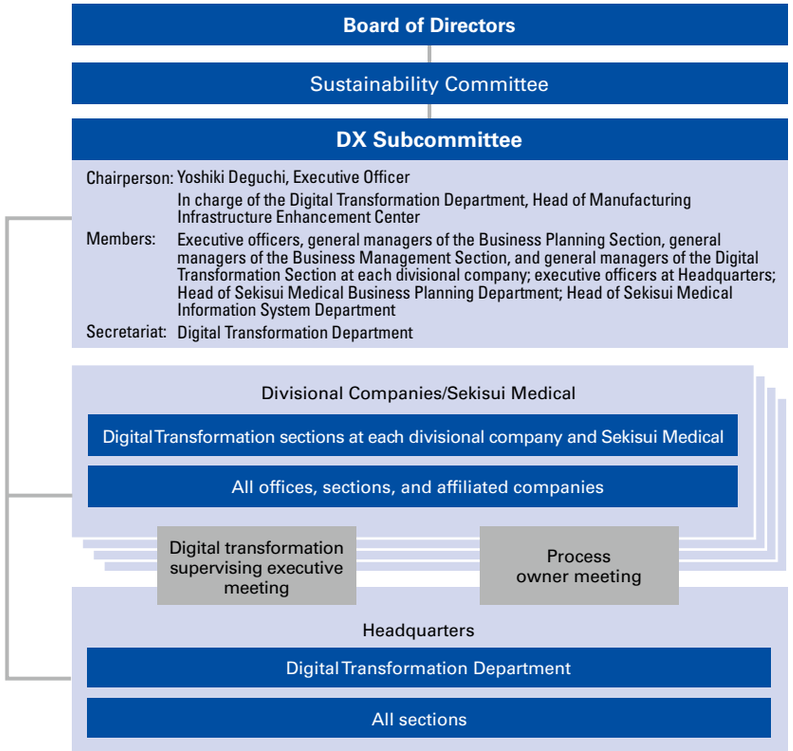

Risk Management

Risk Recognition and Response System

DX delays or stagnation in the Group could lead to a risk of delays in responding to increasingly sophisticated governance-related and other social demands. In addition, with Japan's declining birthrate and aging population leading to a shrinking productive workforce, the current operational reliance on manpower may make it impossible to not only achieve business growth but also maintain sustainability.
With this in mind, the DX Subcommittee, chaired by the executive officer in charge of the Digital Transformation Department, was newly established under the Sustainability Committee. This subcommittee monitors the progress of digital transformation from a management perspective and makes decisions on countermeasures.
In addition, since the use of IT systems and data is essential to the promotion of DX, it is important to address risks related to information management. We have established CSIRT as a cybersecurity response system and are conducting employee awareness activities and incident training.

Indicators and Targets

Targets

Major implementation measures	Management indicators	Final fiscal year (FY2025) targets of the current Medium-term Management Plan	FY2025 results
Global management foundation innovation	Development status and deployment progress toward the construction of global standard operations and system models	Start of renewal and deployment of the global management foundation; realization of the business transformation we are aiming for (introduction locations)	Full domestic operation of the accounting domain, review of the medium- to long-term rollout roadmap based on experience to date, and additional development to ensure overall ERP consistency for global deployment
Reform of global indirect purchasing	Progress status of measures aimed at purchasing indirect materials (deployment/utilization plan)	Realization of favorable purchasing through centralized purchasing and start of overseas expansion	Through the embedding of the indirect purchasing system, the use of accumulated data, and fair-transaction activities, benefits have taken hold in earnest, and for overseas deployment we have integrated it into the global management foundation framework and begun a current-state survey
Enhancement and improvement of efficiency of sales and marketing duties	Progress status of measures aimed at sales/marketing reform (coverage rate/man-hour shift)	Improve top line by establishing data-based sales activities and strengthening customer management	To improve operational productivity and the top line through data utilization, we are promoting the automation and labor saving of routine work using digital tools such as AI and RPA, as well as the expansion of the sales domain through more advanced digital marketing
DX human resource development	Status of progress of initiatives to secure human resources that employ digital tools and data to generate benefits	Continuous acquisition of DX promotion human resources	Conducted literacy training to encourage all employees to take on DX challenges, secured core personnel who lead DX through the DX practical course, a development scheme for personnel who solve business issues, and visualized DX personnel through DX badges
Realization of diverse work styles through digitalization	Progress and usage status of measures to establish a new normal work style and strengthen global communication	Provision of global communication infrastructure and overseas expansion of standard terminals	Sequential application of integrated authentication to new cloud services, continuous promotion of the domestic rollout of a globally compatible communication platform and standard terminals, and review of the overseas rollout roadmap for standard terminals in consideration of local circumstances in each region

Major Initiatives

Global Management Foundation

To support SEKISUI CHEMICAL Group's strategy of growing globally, we are working on the renewal of our core system (global ERP), which serves as our management foundation. Through this, we aim to achieve the following.

- Visualization and analysis of data required for decision-making to maximize global consolidated profit
- Improvement of productivity of indirect operations through standardization and improvement of operating efficiency
- Improvement of Governance (Internal Control) and minimization of risks by standardizing and visualizing operations globally

In FY2025, full domestic operation of the accounting domain began in April. In addition, we reviewed the medium- to long-term rollout roadmap based on our experience to date and carried out additional development to ensure overall ERP consistency for global deployment. Going forward, we will sequentially advance the convergence and rollout in Japan and overseas.

Purchasing

As part of our global purchasing reforms, we are working to standardize purchasing operations and visualize transaction data using IT systems.
By visualizing global transactions, fraud can be deterred and detected at an early stage. We will also improve purchasing power and reduce procurement costs by achieving overall optimal purchasing. In addition, we are working to establish systems and infrastructures that can continuously reduce costs by minimizing low-value-added operations through the introduction of systems.
In FY2025, we promoted the adoption of the indirect purchasing system and fair-transaction activities. We are also continuing to reduce procurement costs by utilizing accumulated data and to strengthen negotiating power through consolidation, and these effects are now taking hold across the entire Company in earnest.

Sales and Marketing

Our Group aims to thoroughly improve efficiency and productivity through the standardization and automation of business operations related to sales and marketing, and to improve the top line through the use of sales data.
Problems arose in operations related to sales and marketing, such as the different systems used by each divisional company, and the large portion of work that was personalized. In response to these problems, we are working to shift to value-based operations so that we can provide better value to our customers by engaging in business processes more effectively.
In FY2025, we worked to expand the sales domain through more advanced digital marketing centered on the use of the web, and we promoted the automation and labor saving of routine work using digital tools such as AI and RPA.
We are also continuing to work on securing sales data, an essential part of our DX initiatives.

DX human Resources

In order to significantly improve the productivity of operations, it is important to standardize, automate, and improve the efficiency of operations through the use of digital technology and data. In order to accelerate DX, we are also promoting the development of so-called DX human resources, who will be able to use digital technology to solve business issues and spread such activities on the ground.
In FY2025, we conducted literacy training for all employees to encourage them to take on the challenge of DX. In addition, alongside the six practical courses to date aimed at resolving business issues, we launched introductory seminars that let participants quickly experience the benefits of tools such as generative AI and BI, and we also visualized the status of personnel development through DX badges. Through these efforts, we will strengthen support so that all employees can take action toward transformation.

Diverse Work Styles

In order to realize a diverse range of work styles, the Group promotes remote work, a way of working that utilizes in-house IT systems from locations other than offices (home, outside, etc.). We are also working to strengthen global communication with a view to achieving long-term growth on a global basis.
In FY2025, we sequentially applied an Integrated Authentication Infrastructure so that newly introduced cloud services can also be used safely and securely, and we advanced the shift to a communication platform and standard terminals usable globally, centered on Japan. In addition, for the overseas rollout of standard terminals, we reviewed the rollout roadmap in consideration of each country's laws and regulations and local circumstances.
We will continue to promote these efforts to achieve safe and timely information sharing across the Group globally.

Increasing the Speed of Material Development through Digital Science

To respond to the environmental changes surrounding the development of new materials (shorter product life cycles, resource constraints, and the need to both diversify material requirements and accelerate R&D activities), the Group is promoting a transformation of materials development centered on digital science. Among these, we position materials informatics (MI), which uses data and AI to accelerate research and development, as a foundational technology for strengthening Group-wide competitiveness.

At the Information Science Promotion Center (I3C), the body driving this effort, we integrate diverse information-science technologies such as computational science, image analysis, evaluation and analysis, system design, and experiment automation to enhance materials development end to end, from upstream to downstream.

At present, there are more than 100 development themes that use MI, progressing in parallel across diverse fields that span the materials, device, and data domains, including the formulation design of film products, the development of composite materials for electronic materials, and AI-based antibody design and sensing-algorithm development. Some of these efforts have already reached mass production and market launch, yielding results that go beyond making R&D more efficient and connect directly to the creation of business value, such as strengthening our ability to propose solutions to customers and creating new and improved products. In addition, to roll out the use of MI across the entire Company rather than limiting it to a few specialists, the Group deploys and operates its own MI application, RASIN. By linking this no-code application with personnel development programs, we have created an environment in which developers themselves can use MI and produce results on their own themes. As such success stories spread from site to site, the use of MI expands autonomously throughout the organization, achieving a continuous boost in development speed and creativity.

Going forward, in addition to further accelerating materials development, we will accelerate the application of MI and AI to the innovation areas in our Long-term Vision. Using the power of digital technology, we will expand the scope of value creation and make this the driving force behind the Group's sustainable growth.

Reference Materials

■ List of SEKISUI CHEMICAL Group Policies ····· 187
■ Overview of SEKISUI CHEMICAL Group's Business ····· 188
■ External Evaluation ····· 189
■ Independent Practitioner's Assurance Report ····· 190
■ GRI Standards Content Index ····· 191
■ SASB Standards Content Index ····· 216

List of SEKISUI CHEMICAL Group Policies

Corporate Philosophy

WEB **Corporate Philosophy** https://www.sekisuichemical.com/about/outline/vision/principles/origin/

WEB **Our Principles & Group Vision** https://www.sekisuichemical.com/about/outline/vision/principles/

WEB **Corporate Activity Guidelines** https://www.sekisuichemical.com/activity/

Environment

WEB **SEKISUI CHEMICAL Group Environmental Management Policy**
"Climate Change Mitigation and Adaptation Policy," "Resource Recycling Policy," "Water Resources Policy," "Biodiversity Policy," "Land Use Policy," "Biodiversity Action Guidelines," "Environmentally-Conscious Design Guidelines"
https://www.sekisuichemical.com/sustainability_report/basic_policies/#anc-P02

Society

WEB **SEKISUI CHEMICAL Group Human Rights Policy**
https://www.sekisuichemical.com/sustainability_report/basic_policies/#anc-P01

WEB **SEKISUI CHEMICAL Group Human Resources Philosophy and Policy**
"Human Resources Philosophy," "Basic Policy on Human Resources," "Harassment Prevention Guidelines," "Diversity Management Policy," "Statement of Work Style Reforms," "Declaration of Health," "Basic Policy for Health and Productivity Management"
https://www.sekisuichemical.com/sustainability_report/basic_policies/#anc-P04

WEB **SEKISUI CHEMICAL Group Safety Policy**
https://www.sekisuichemical.com/sustainability_report/basic_policies/#anc-P05

WEB **SEKISUI CHEMICAL Group Basic Procurement Policy**
Sustainable timber procurement, Timber procurement policy, Responsible mineral procurement
https://www.sekisuichemical.com/sustainability_report/basic_policies/#anc-P08
Guidelines for Sustainable Procurement (Code of Conduct for Suppliers)
https://www.sekisuichemical.com/about/assets/pdf/GuidelinesForSusutainableProcurement_20230303.pdf

WEB **SEKISUI CHEMICAL Group's Basic Policy on Customer Harassment**
https://www.sekisuichemical.com/sustainability_report/basic_policies/#anc-P10

WEB **SEKISUI CHEMICAL Group Social Contribution Activities Policy**
https://www.sekisuichemical.com/sustainability_report/basic_policies/#anc-P07

Governance

WEB **Corporate Governance**
Basic Philosophy and Framework for Corporate Governance, Corporate Governance Principles
https://www.sekisuichemical.com/about/outline/governance/

WEB **SEKISUI CHEMICAL Group CS & Quality Management Policy**
https://www.sekisuichemical.com/sustainability_report/basic_policies/#anc-P03

WEB **SEKISUI CHEMICAL Group Compliance Policy**
https://www.sekisuichemical.com/sustainability_report/basic_policies/#anc-P09

WEB **SEKISUI CHEMICAL Group Cyber Security Policy**
https://www.sekisuichemical.com/sustainability_report/basic_policies/#anc-P06

Overview of SEKISUI CHEMICAL Group's Business

Residential: Housing Company

Main businesses	Main products and services
Housing, Housing Renovation, Residential (Real Estate, and Town and Community Development), Residential Service, and Overseas Businesses	Manufacturing, construction, and sales of steel frame and wooden unit houses, as well as the sale of land for subdivision, renovation, residential business, sales and construction of interiors and exteriors.

Advanced Lifeline: Urban Infrastructure & Environmental Products Company

Main businesses	Main products and services
Pipe Systems, Buildings and Infrastructure Composite Materials, and Infrastructure Renovation fields	Manufacture, sales, and construction of PVC pipes and joints, polyethylene pipes and joints, plastic valves, reinforced plastic pipes, chlorinated PVC resin compound, material for underground rainwater storage systems, building materials (for gutters and home exteriors), nursing-care equipment, prefabricated baths, fiber-reinforced foamed urethane (FFU), vibration absorbing and soundproofing material, nonflammable polyurethane foam, fire protection materials, pipeline and drain renewal materials and construction methods, panel tanks, etc.

Innovative Mobility: High Performance Plastics Company

Main businesses	Main products and services
Electronics, Mobility and Industrial fields	Manufacture and sales of LCD microparticles, photosensitive materials, semiconductor materials, optical films, industrial tapes, interlayer films for laminated glass, polyolefin foam, molded resin and rubber products for automobiles, heat dissipation materials (grease sheets), composite molded products using carbon fiber reinforced plastic (CFRP), etc., decorative sheets, polyvinyl alcohol resin, blow-molded containers, construction materials, adhesives, packaging tapes, plastic containers, "MIGUSA" resin tatami mats, sanitary materials, and other products.

Life Science: Medical Business

Main businesses	Main products and services
Diagnostics and Pharmaceutical Sciences Business	Manufacture and sales of diagnostic reagents, automated analyzers, blood collection tubes, pharmaceutical ingredients and intermediates, drug discovery support, enzyme raw materials, etc.

Other Businesses

Main products and services
Manufacture and sales of and provision of services for film-type lithium-ion batteries and products not included in four business segments on the left.

External Evaluation

Major External Evaluations Conducted During FY2025 (current as of March 31, 2026, except for some)

ESG Index

- Earned selection to the FTSE4Good Index Series
- Earned selection to the FTSE JPX Blossom Japan Index
- Earned selection to the FTSE JPX Blossom Japan Sector Relative Index
- Earned selection to the Morningstar Japan ex-REIT Gender Diversity Tilt Index
- Earned selection to the MSCI ESG Leaders Indexes
- Earned selection to the MSCI Nihonkabu ESG Select Leaders Index
- Earned selection to the MSCI Japan Empowering Women (WIN) Select Index
- Earned selection to the S&P / JPX Carbon Efficient Index

FTSE4Good
https://www.lseg.com/en/ftse-russell/indices/ftse4good

FTSE JPX Blossom Japan Index
https://www.lseg.com/en/ftse-russell/indices/blossom-japan

FTSE JPX Blossom Japan Sector Relative Index
https://www.lseg.com/en/ftse-russell/indices/blossom-japan

MSCI Selection Indexes Constituents 2026

2026 CONSTITUENT MSCI JAPAN ESG SELECT LEADERS INDEX

2026 CONSTITUENT MSCI JAPAN EMPOWERING WOMEN INDEX (WIN)

THE INCLUSION OF SEKISUI CHEMICAL CO., LTD. IN ANY MSCI INDEX, AND THE USE OF MSCI LOGOS, TRADEMARKS, SERVICE MARKS OR INDEX NAMES HEREIN, DO NOT CONSTITUTE A SPONSORSHIP, ENDORSEMENT OR PROMOTION OF SEKISUI CHEMICAL CO., LTD. BY MSCI OR ANY OF ITS AFFILIATES.
THE MSCI INDEXES ARE THE EXCLUSIVE PROPERTY OF MSCI. MSCI AND THE MSCI INDEX NAMES AND LOGOS ARE TRADEMARKS OR SERVICE MARKS OF MSCI OR ITS AFFILIATES.

ESG-related Ranking, Awards

- Ranked 61st in the 2026 Toyo Keizai CSR Ranking
- Recognized as a 2026 Certified Health & Productivity Management Outstanding Organization (White 500)
- Selected as part of Next Nadeshiko: Companies Supporting Dual Careers and Co-parenting

Environment

- Acquired an "A" at CDP 2025 for information disclosure in both the 'climate-change' and 'water-security' divisions, and an "A-" in the 'forests' category
- Selected as a "Supplier Engagement Leader," receiving the highest rating, in the CDP 2025 Supplier Engagement evaluation
- Reacquired certification from the SBT (Science-Based Targets) Initiative for the 1.5°C GHG reduction target (March 2023)
- Achieved the highest rating in the Development Bank of Japan's DBJ Environmental Ratings
- Received the Gold Prize in the Issuers/Borrowers of the Year category at the 7th ESG Finance Awards Japan

CDP A List 2025

CDP 2025

SCIENCE BASED TARGETS
DRIVING AMBITIOUS CORPORATE CLIMATE ACTION

DBJ 環境格付 2024

In March 2025, we received environmentally rated financing from the Development Bank of Japan (DBJ), rated as "particularly advanced in our commitment to environmental considerations."

2026 健康経営優良法人 ホワイト500

共働き共育て Work Style Diversity 2026

2026 ESG FINANCE AWARDS JAPAN GOLD

Independent Practitioner's Assurance Report

The environmental and social information of Sustainability Report 2026 PDF Edition has been assured by a third-party organization to ensure its reliability. Information that falls within the scope of independent practitioner's assurance is identified by ✅.

Independent Practitioner's Limited Assurance Report

To the President and Representative Director of Sekisui Chemical Co., Ltd.

Conclusion

We have performed a limited assurance engagement on whether selected environmental and social performance indicators (the "subject matter information" or the "SMI") presented in Sekisui Chemical Co., Ltd.'s (the "Company") SUSTAINABILITY REPORT 2026 (the "Report") as of June 1, 2025 and March 31, 2026 and for the year ended March 31, 2026 have been prepared in accordance with the criteria (the "Criteria"), which are established by the Company and are explained in the Report. The SMI subject to the assurance engagement is indicated in the Report with the symbol "✅".

Based on the procedures performed and evidence obtained, nothing has come to our attention to cause us to believe that the Company's SMI as of June 1, 2025 and March 31, 2026 and for the year ended March 31, 2026 is not prepared, in all material respects, in accordance with the Criteria.

Basis for Conclusion

We conducted our engagement in accordance with International Standard on Assurance Engagements (ISAE) 3000 (Revised), *Assurance Engagements Other Than Audits or Reviews of Historical Financial Information*, and International Standard on Assurance Engagements (ISAE) 3410, *Assurance Engagements on Greenhouse Gas Statements*, issued by the International Auditing and Assurance Standards Board (IAASB). Our responsibilities under those standards are further described in the "Our responsibilities" section of our report.

We have complied with the independence and other ethical requirements of the International Code of Ethics for Professional Accountants (including International Independence Standards) issued by the International Ethics Standards Board for Accountants (IESBA).

Our firm applies International Standard on Quality Management (ISQM) 1, *Quality Management for Firms that Perform Audits or Reviews of Financial Statements, or Other Assurance or Related Services Engagements*, issued by the IAASB. This standard requires the firm to design, implement and operate a system of quality management, including policies or procedures regarding compliance with ethical requirements, professional standards and applicable legal and regulatory requirements.

We believe that the evidence we have obtained is sufficient and appropriate to provide a basis for our conclusion.

Other information

Our conclusion on the SMI does not extend to any other information that accompanies or contains the SMI (hereafter referred to as "other information"). We have read the other information but have not performed any procedures with respect to the other information. We do not express any form of conclusions thereon.

Responsibilities for the SMI

Management of the Company are responsible for:

- designing, implementing and maintaining internal controls relevant to the preparation of the SMI that is free from material misstatement, whether due to fraud or error;
- selecting or developing suitable criteria for preparing the SMI and appropriately referring to or describing the criteria used; and
- preparing the SMI in accordance with the Criteria.

Inherent limitations in preparing the SMI

As described in Note to the Report, GHG emissions quantification is subject to uncertainty when measuring activity data, determining emission factors, and considering scientific uncertainty inherent in the Global Warming Potentials. Hence, the selection by management of a different but acceptable measurement method, activity data, emission factors, and relevant assumptions or parameters could have resulted in materially different amounts being reported.

Our responsibilities

We are responsible for:

- planning and performing the engagement to obtain limited assurance about whether the SMI is free from material misstatement, whether due to fraud or error;
- forming an independent conclusion, based on the procedures we have performed and the evidence we have obtained; and
- reporting our conclusion to the management of the Company.

Summary of the work we performed as the basis for our conclusion

We exercised professional judgment and maintained professional skepticism throughout the engagement. We designed and performed our procedures to obtain evidence about the SMI that is sufficient and appropriate to provide a basis for our conclusion. Our procedures selected depended on our understanding of the SMI and other engagement circumstances, and our consideration of areas where material misstatements are likely to arise. In carrying out our engagement, the procedures we performed primarily consisted of:

- assessing the suitability of the criteria applied to prepare the SMI;
- conducting interviews with the relevant personnel of the Company to obtain an understanding of the key processes, relevant systems and controls in place over the preparation of the SMI;
- performing analytical procedures including trend analysis;
- identifying and assessing the risks of material misstatements;
- performing site visits at two of the Company's sites which were determined through our risk assessment procedures;
- performing, on a sample basis, recalculation of amounts presented as part of the SMI;
- performing other evidence gathering procedures for selected samples; and
- evaluating whether the SMI was presented in accordance with the Criteria.

The procedures performed in a limited assurance engagement vary in nature and timing from, and are less in extent than for, a reasonable assurance engagement. Consequently, the level of assurance obtained in a limited assurance engagement is substantially lower than the assurance that would have been obtained had a reasonable assurance engagement been performed.

/s/ Shoichiro Shigeta

Shoichiro Shigeta, Engagement Partner

KPMG AZSA Sustainability Co., Ltd.

Tokyo Office, Japan

September 8, 2026

Notes to the Reader of Assurance Report:
This is a copy of the Assurance Report and the original copies are kept separately by the Company and KPMG AZSA Sustainability Co., Ltd.

GRI Standards Content Index

GRI 1: Foundation	
Statement of use	SEKISUI CHEMICAL Group has reported in accordance with the GRI Standards from April 1, 2025 to March 31, 2026.
GRI 1 Used	GRI 1: Foundation 2021
Applicable GRI Sector Standard	Going forward, the Group will comply with the standards published by relevant sector as they become available.

Universal Standard

Code No.	Disclosure Items	Requirements	Publication Location / Omission Reason
GRI 2: General Disclosures 2021			
2-1	Organizational details	a. report its legal name; b. report its nature of ownership and legal form; c. report the location of its headquarters; d. report its countries of operation.	■ Overview of SEKISUI CHEMICAL Group's Business ・Company Profile ・SEKISUI Worldwide
2-2	Entities included in the organization's sustainability reporting	a. list all its entities included in its sustainability reporting; b. if the organization has audited consolidated financial statements or financial information filed on public record, specify the differences between the list of entities included in its financial reporting and the list included in its sustainability reporting; c. if the organization consists of multiple entities, explain the approach used for consolidating the information, including: i. whether the approach involves adjustments to information for minority interests; ii. how the approach takes into account mergers, acquisitions, and disposal of entities or parts of entities; iii. whether and how the approach differs across the disclosures in this Standard and across material topics.	■ Scope of the Sustainability Report 2026 ■ Overview ・Indicators and Targets>Scope of Tabulation for Environmental Performance Data ・Securities Reports
2-3	Reporting period, frequency and contact point	a. specify the reporting period for, and the frequency of, its sustainability reporting; b. specify the reporting period for its financial reporting and, if it does not align with the period for its sustainability reporting, explain the reason for this; c. report the publication date of the report or reported information; d. specify the contact point for questions about the report or reported information.	■ Scope of the Sustainability Report 2026 ■ Back cover
2-4	Restatements of information	a. report restatements of information made from previous reporting periods and explain: i. the reasons for the restatements; ii. the effect of the restatements.	Partial revisions were made to past performance data coinciding with changes in aggregation scope and definition.
2-5	External assurance	a. describe its policy and practice for seeking external assurance, including whether and how the highest governance body and senior executives are involved; b. if the organization's sustainability reporting has been externally assured: i. provide a link or reference to the external assurance report(s) or assurance statement(s); ii. describe what has been assured and on what basis, including the assurance standards used, the level of assurance obtained, and any limitations of the assurance process; iii. describe the relationship between the organization and the assurance provider.	■ Editorial Policy ■ Scope of the Sustainability Report 2026 ■ Independent Practitioner's Assurance Report

Code No.	Disclosure Items	Requirements	Publication Location / Omission Reason
2-6	Activities, value chain and other business relationships	a. report the sector(s) in which it is active; b. describe its value chain, including: i. the organization's activities, products, services, and markets served; ii. the organization's supply chain; iii. the entities downstream from the organization and their activities; c. report other relevant business relationships; d. describe significant changes in 2-6-a, 2-6-b, and 2-6-c compared to the previous reporting period.	■ Overview of SEKISUI CHEMICAL Group's Business ・Company Profile ・Products ・Business Overview ・Securities Reports ・FACT BOOK
2-7	Employees	a. report the total number of employees, and a breakdown of this total by gender and by region; b. report the total number of: i. permanent employees, and a breakdown by gender and by region; ii. temporary employees, and a breakdown by gender and by region; iii. non-guaranteed hours employees, and a breakdown by gender and by region; iv. full-time employees, and a breakdown by gender and by region; v. part-time employees, and a breakdown by gender and by region; c. describe the methodologies and assumptions used to compile the data, including whether the numbers are reported: i. in head count, full-time equivalent (FTE), or using another methodology; ii. at the end of the reporting period, as an average across the reporting period, or using another methodology; d. report contextual information necessary to understand the data reported under 2-7-a and 2-7-b; e. describe significant fluctuations in the number of employees during the reporting period and between reporting periods.	■ Overview of SEKISUI CHEMICAL Group's Business ・SEKISUI Worldwide ■ Human Capital>Achieving Diversity ・Major Initiatives>Active Participation of Diverse Human Resources>Performance Data>Composition of Personnel (SEKISUI CHEMICAL), Composition of Personnel (SEKISUI CHEMICAL Group's), Breakdown of the Number of Employees(SEKISUI CHEMICAL Group)
2-8	Workers who are not employees	a. report the total number of workers who are not employees and whose work is controlled by the organization and describe: i. the most common types of worker and their contractual relationship with the organization; ii. the type of work they perform; b. describe the methodologies and assumptions used to compile the data, including whether the number of workers who are not employees is reported: i. in head count, full-time equivalent (FTE), or using another methodology; ii. at the end of the reporting period, as an average across the reporting period, or using another methodology; c. describe significant fluctuations in the number of workers who are not employees during the reporting period and between reporting periods.	We do not currently aggregate or calculate figures covering all workers who are not employees.
2-9	Governance structure and composition	a. describe its governance structure, including committees of the highest governance body; b. list the committees of the highest governance body that are responsible for decision-making on and overseeing the management of the organization's impacts on the economy, environment, and people; c. describe the composition of the highest governance body and its committees by: i. executive and non-executive members; ii. independence; iii. tenure of members on the governance body; iv. number of other significant positions and commitments held by each member, and the nature of the commitments; v. gender; vi. under-represented social groups; vii. competencies relevant to the impacts of the organization; viii. stakeholder representation.	■ SEKISUI CHEMICAL Group's Sustainability ・Governance ■ Corporate Governance ・Governance ・Corporate Governance Report
2-10	Nomination and selection of the highest governance body	a. describe the nomination and selection processes for the highest governance body and its committees; b. describe the criteria used for nominating and selecting highest governance body members, including whether and how the following are taken into consideration: i. views of stakeholders (including shareholders); ii. diversity; iii. independence; iv. competencies relevant to the impacts of the organization.	■ SEKISUI CHEMICAL Group's Sustainability ・Governance ■ Corporate Governance ・Governance>Nomination and Remuneration Advisory Committee ・Corporate Governance Report

Code No.	Disclosure Items	Requirements	Publication Location / Omission Reason
2-11	Chair of the highest governance body	a. report whether the chair of the highest governance body is also a senior executive in the organization; b. if the chair is also a senior executive, explain their function within the organization's management, the reasons for this arrangement, and how conflicts of interest are prevented and mitigated.	■ Corporate Governance ・Governance>Roles and Responsibilities of the Board of Directors ・Corporate Governance Report
2-12	Role of the highest governance body in overseeing the management of impacts	a. describe the role of the highest governance body and of senior executives in developing, approving, and updating the organization's purpose, value or mission statements, strategies, policies, and goals related to sustainable development; b. describe the role of the highest governance body in overseeing the organization's due diligence and other processes to identify and manage the organization's impacts on the economy, environment, and people, including: i. whether and how the highest governance body engages with stakeholders to support these processes; ii. how the highest governance body considers the outcomes of these processes; c. describe the role of the highest governance body in reviewing the effectiveness of the organization's processes as described in 2-12-b, and report the frequency of this review.	■ SEKISUI CHEMICAL Group's Sustainability ・Governance ・Risk Management ■ Corporate Governance ・Governance ・Corporate Governance Report
2-13	Delegation of responsibility for managing impacts	a. describe how the highest governance body delegates responsibility for managing the organization's impacts on the economy, environment, and people, including: i. whether it has appointed any senior executives with responsibility for the management of impacts; ii. whether it has delegated responsibility for the management of impacts to other employees; b. describe the process and frequency for senior executives or other employees to report back to the highest governance body on the management of the organization's impacts on the economy, environment, and people.	■ SEKISUI CHEMICAL Group's Sustainability ・Governance ・Risk Management ■ Corporate Governance ・Governance ・Corporate Governance Report
2-14	Role of the highest governance body in sustainability reporting	a. report whether the highest governance body is responsible for reviewing and approving the reported information, including the organization's material topics, and if so, describe the process for reviewing and approving the information; b. if the highest governance body is not responsible for reviewing and approving the reported information, including the organization's material topics, explain the reason for this.	■ SEKISUI CHEMICAL Group's Sustainability ・Governance
2-15	Conflicts of interest	a. describe the processes for the highest governance body to ensure that conflicts of interest are prevented and mitigated; b. report whether conflicts of interest are disclosed to stakeholders, including, at a minimum, conflicts of interest relating to: i. cross-board membership; ii. cross-shareholding with suppliers and other stakeholders; iii. existence of controlling shareholders; iv. related parties, their relationships, transactions, and outstanding balances.	■ Legal and Ethical Issues ・Strategy (Stance, Approach, and Awareness of Risk)>Formulating the Compliance Policy ・Major Initiatives>Status Regarding the Prevention of Transactions That Represent a Conflict of Interest
2-16	Communication of critical concerns	a. describe whether and how critical concerns are communicated to the highest governance body; b. report the total number and the nature of critical concerns that were communicated to the highest governance body during the reporting period.	■ SEKISUI CHEMICAL Group's Sustainability ・Governance ■ Stakeholder Engagement
2-17	Collective knowledge of the highest governance body	a. report measures taken to advance the collective knowledge, skills, and experience of the highest governance body on sustainable development.	■ Corporate Governance ・Governance>Grasp External Trends on Economic, Environmental, and Social Topics
2-18	Evaluation of the performance of the highest governance body	a. describe the processes for evaluating the performance of the highest governance body in overseeing the management of the organization's impacts on the economy, environment, and people; b. report whether the evaluations are independent or not, and the frequency of the evaluations; c. describe actions taken in response to the evaluations, including changes to the composition of the highest governance body and organizational practices.	■ Corporate Governance ・Governance>Assessment Relating to the Board's Effectiveness ・Corporate Governance Report

Code No.	Disclosure Items	Requirements	Publication Location / Omission Reason
2-19	Remuneration policies	a. describe the remuneration policies for members of the highest governance body and senior executives, including: i. fixed pay and variable pay; ii. sign-on bonuses or recruitment incentive payments; iii. termination payments; iv. clawbacks; v. retirement benefits; b. describe how the remuneration policies for members of the highest governance body and senior executives relate to their objectives and performance in relation to the management of the organization's impacts on the economy, environment, and people.	■ Corporate Governance ・Governance>Remuneration and Other Compensation for Executives ・Corporate Governance Report
2-20	Process to determine remuneration	a. describe the process for designing its remuneration policies and for determining remuneration, including: i. whether independent highest governance body members or an independent remuneration committee oversees the process for determining remuneration; ii. how the views of stakeholders (including shareholders) regarding remuneration are sought and taken into consideration; iii. whether remuneration consultants are involved in determining remuneration and, if so, whether they are independent of the organization, its highest governance body and senior executives; b. report the results of votes of stakeholders (including shareholders) on remuneration policies and proposals, if applicable.	■ Corporate Governance ・Governance>Nomination and Remuneration Advisory Committee, Remuneration and Other Compensation for Executives ・Corporate Governance Report ・Securities Reports ・Notice of Convocation
2-21	Annual total compensation ratio	a. report the ratio of the annual total compensation for the organization's highest-paid individual to the median annual total compensation for all employees (excluding the highest-paid individual); b. report the ratio of the percentage increase in annual total compensation for the organization's highest-paid individual to the median percentage increase in annual total compensation for all employees (excluding the highest-paid individual); c. report contextual information necessary to understand the data and how the data has been compiled.	Not calculated because compensation for employees of consolidated companies has not been aggregated. We are considering aggregation and disclosure of details in the future.
2-22	Statement on sustainable development strategy	a. report a statement from the highest governance body or most senior executive of the organization about the relevance of sustainable development to the organization and its strategy for contributing to sustainable development.	■ Top Message
2-23	Policy commitments	a. describe its policy commitments for responsible business conduct, including: i. the authoritative intergovernmental instruments that the commitments reference; ii. whether the commitments stipulate conducting due diligence; iii. whether the commitments stipulate applying the precautionary principle; iv. whether the commitments stipulate respecting human rights; b. describe its specific policy commitment to respect human rights, including: i. the internationally recognized human rights that the commitment covers; ii. the categories of stakeholders, including at-risk or vulnerable groups, that the organization gives particular attention to in the commitment; c. provide links to the policy commitments if publicly available, or, if the policy commitments are not publicly available, explain the reason for this; d. report the level at which each of the policy commitments was approved within the organization, including whether this is the most senior level; e. report the extent to which the policy commitments apply to the organization's activities and to its business relationships; f. describe how the policy commitments are communicated to workers, business partners, and other relevant parties.	■ SEKISUI CHEMICAL Group's Sustainability ・Strategy ■ Overview ・Strategy (Stance, Approach, Risks and Opportunities) ■ Respect for Human Rights ・Strategy ■ Risk Management ・Strategy (Stance and Approach) ■ List of SEKISUI CHEMICAL Group Policies

Code No.	Disclosure Items	Requirements	Publication Location / Omission Reason
2-24	Embedding policy commitments	a. describe how it embeds each of its policy commitments for responsible business conduct throughout its activities and business relationships, including: i. how it allocates responsibility to implement the commitments across different levels within the organization; ii. how it integrates the commitments into organizational strategies, operational policies, and operational procedures; iii. how it implements its commitments with and through its business relationships; iv. training that the organization provides on implementing the commitments.	■ SEKISUI CHEMICAL Group's Sustainability ・Governance ・Products to Enhance Sustainability ■ Overview ・Governance ■ Human Capital ・Governance ■ Stakeholder Engagement ・Major Initiatives>Promoting Understanding and Acceptance of ESG Management Concepts Among Employees ■ Respect for Human Rights ・Major Initiatives>Human Rights Education ■ Responsible Procurement ・Governance ■ Corporate Governance ・Governance ■ Innovation ・Governance ■ DX ・Governance
2-25	Processes to remediate negative impacts	a. describe its commitments to provide for or cooperate in the remediation of negative impacts that the organization identifies it has caused or contributed to; b. describe its approach to identify and address grievances, including the grievance mechanisms that the organization has established or participates in; c. describe other processes by which the organization provides for or cooperates in the remediation of negative impacts that it identifies it has caused or contributed to; d. describe how the stakeholders who are the intended users of the grievance mechanisms are involved in the design, review, operation, and improvement of these mechanisms; e. describe how the organization tracks the effectiveness of the grievance mechanisms and other remediation processes, and report examples of their effectiveness, including stakeholder feedback.	■ Respect for Human Rights ・Strategy ・Governance>Grievance Mechanism ・Risk Management ■ Responsible Procurement ・Strategy (Stance, Approach, and Awareness of Risk)>Awareness of Risk ■ CS & Quality ・Major Initiatives>Strengthening QMS>Compliance with laws and voluntary regulations regarding product safety ■ Legal and Ethical Issues ・Major Initiatives>Dissemination and Operation of Internal Whistle-Blowing System ・Major Initiatives>Responding to Compliance Violations
2-26	Mechanisms for seeking advice and raising concerns	a. describe the mechanisms for individuals to: i. seek advice on implementing the organization's policies and practices for responsible business conduct; ii. raise concerns about the organization's business conduct.	■ Legal and Ethical Issues ・Major Initiatives>Dissemination and Operation of Internal Whistle-Blowing System ・Performance Data

Code No.	Disclosure Items	Requirements	Publication Location / Omission Reason
2-27	Compliance with laws and regulations	a. report the total number of significant instances of non-compliance with laws and regulations during the reporting period, and a breakdown of this total by: i. instances for which fines were incurred; ii. instances for which non-monetary sanctions were incurred; b. report the total number and the monetary value of fines for instances of non-compliance with laws and regulations that were paid during the reporting period, and a breakdown of this total by: i. fines for instances of non-compliance with laws and regulations that occurred in the current reporting period; ii. fines for instances of non-compliance with laws and regulations that occurred in previous reporting periods; c. describe the significant instances of non-compliance; d. describe how it has determined significant instances of non-compliance.	■ Overview ・Indicators and Targets>Setting Self-management Targets In FY2025, there were no major violations of environmental laws and regulations related to such issues as the treatment of waste, water discharge, air emissions, and soil pollution. There were also no reports on incidences of administrative guidance. ■ CS & Quality ・Major Initiatives>Strengthening QMS>Compliance with laws and voluntary regulations regarding product safety In FY2025, there were no cases of violation of various laws and voluntary regulations regarding product safety. ・Major Initiatives>Strengthening QMS>Product quality disclosure and labeling In FY2025, there were no cases of violation of various laws and voluntary regulations regarding product quality disclosure and labeling. ■ Legal and Ethical Issues ・Major Initiatives>Status Regarding the Prevention of Bribery and Corruption No serious violations related to corruption or bribery were confirmed in FY2025. ・Major Initiatives>Compliance with Anti-trust Law as well as Statutory and Regulatory Requirements Relating to Advertising and Labeling No significant violations regarding anti-trust laws or advertising and labeling were identified in FY2025.
2-28	Membership associations	a. report industry associations, other membership associations, and national or international advocacy organizations in which it participates in a significant role.	■ Stakeholder Engagement ・Major Initiatives>Declaration of Support for Initiatives and Organizations in Which SEKISUI CHEMICAL Group Participates ・Major Initiatives>Information Disclosure Based on the Recommendations of the Task Force on Climate-related Financial Disclosures (TCFD)/Information Disclosure in Accordance with the Taskforce on Nature-related Financial Disclosures (TNFD) Guide ・Major Initiatives>Major Organizations in Which SEKISUI CHEMICAL Group Participates
2-29	Approach to stakeholder engagement	a. describe its approach to engaging with stakeholders, including: i. the categories of stakeholders it engages with, and how they are identified; ii. the purpose of the stakeholder engagement; iii. how the organization seeks to ensure meaningful engagement with stakeholders.	■ Stakeholder Engagement
2-30	Collective bargaining agreements	a. report the percentage of total employees covered by collective bargaining agreements; b. for employees not covered by collective bargaining agreements, report whether the organization determines their working conditions and terms of employment based on collective bargaining agreements that cover its other employees or based on collective bargaining agreements from other organizations.	■ Human Capital>Achieving Diversity ・Major Initiatives>Creating a Vibrant Work Environment>Create a safe and secure work environment>Number of Labor Union Members The SEKISUI CHEMICAL Labor Union serves as the Company's labor union. Adopting a union shop system, 100% of eligible employees are members (2,484 in FY2025).

Code No.	Disclosure Items	Requirements	Publication Location / Omission Reason
GRI 3: Material Topics 2021			
3-1	Process to determine material topics	a. describe the process it has followed to determine its material topics, including: i. how it has identified actual and potential, negative and positive impacts on the economy, environment, and people, including impacts on their human rights, across its activities and business relationships; ii. how it has prioritized the impacts for reporting based on their significance; b. specify the stakeholders and experts whose views have informed the process of determining its material topics.	■ SEKISUI CHEMICAL Group's Sustainability ・Strategy>Identifying Key Issues (Materiality)
3-2	List of material topics	a. list its material topics; b. report changes to the list of material topics compared to the previous reporting period.	■ SEKISUI CHEMICAL Group's Sustainability ・Strategy>Identifying Key Issues (Materiality) ・Indicators and Targets

Disclosure by Materiality

Code No.	Disclosure Items	Requirements	Publication Location/Omission Reason
Materiality Items			
Environment			
3-3	Management of material topics	a. describe the actual and potential, negative and positive impacts on the economy, environment, and people, including impacts on their human rights; b. report whether the organization is involved with the negative impacts through its activities or as a result of its business relationships, and describe the activities or business relationships; c. describe its policies or commitments regarding the material topic; d. describe actions taken to manage the topic and related impacts, including: i. actions to prevent or mitigate potential negative impacts; ii. actions to address actual negative impacts, including actions to provide for or cooperate in their remediation; iii. actions to manage actual and potential positive impacts; e. report the following information about tracking the effectiveness of the actions taken: i. processes used to track the effectiveness of the actions; ii. goals, targets, and indicators used to evaluate progress; iii. the effectiveness of the actions, including progress toward the goals and targets; iv. lessons learned and how these have been incorporated into the organization's operational policies and procedures; f. describe how engagement with stakeholders has informed the actions taken (3-3-d) and how it has informed whether the actions have been effective (3-3-e).	■ SEKISUI CHEMICAL Group's Sustainability ・Indicators and Targets>Key ESG Management Issues (Materiality) and KPIs, and Management Indicators ■ Overview ■ Climate Change ■ Realizing Resource Recycling ■ Reducing Water-related Risks ■ Addressing Biodiversity ■ Chemical Substance Management ■ Stakeholder Engagement

Code No.	Disclosure Items	Requirements	Publication Location/Omission Reason
101: Biodiversity 2024			
101-1	Policies to halt and reverse biodiversity loss	a. describe its policies or commitments to halt and reverse biodiversity loss, and how these are informed by the 2050 Goals and 2030 Targets in the Kunming-Montreal Global Biodiversity Framework; b. report the extent to which these policies or commitments apply to the organization's activities and to its business relationships; c. report the goals and targets to halt and reverse biodiversity loss, whether they are informed by scientific consensus, the base year, and the indicators used to evaluate progress.	■Overview ・Our Direction for 2050 on Environmental Issues ・Environmental Medium-term Plan Based on Our Long-term Vision>Solving issues related to biodiversity ・Environmental Medium- to Long-term Plan and FY2025 Results (The Environmental Medium-term Plan, SEKISUI Environment Sustainability Plan: EXTEND, covers FY2023-2025) ・Next Environmental Medium-term Plan: Environment Sustainability Plan MATERIALIZE Target value (FY2026–2028) ■Addressing Biodiversity ・Strategy (Stance, Approach, Risks and Opportunities) ・Risk Management ・Indicators and Targets ・Collaboration with External Organizations Disclosure of Information Based on TCFD/TNFD Recommendations
101-2	Management of biodiversity impacts	a. report how it applies the mitigation hierarchy by describing: i. actions taken to avoid negative impacts on biodiversity; ii. actions taken to minimize negative impacts on biodiversity that were not avoided; iii. actions taken to restore and rehabilitate affected ecosystems, including the goals of the restoration and rehabilitation, and how stakeholders are engaged throughout the restoration and rehabilitation actions; iv. actions taken to offset residual negative impacts on biodiversity; v. transformative actions taken and additional conservation actions taken; b. with reference to 101-2-a-iii, report for each site with the most significant impacts on biodiversity: i. the size in hectares of the area under restoration or rehabilitation; ii. the size in hectares of the area restored or rehabilitated; c. with reference to 101-2-a-iv, report for each offset: i. the goals; ii. the geographic location; iii. whether and how principles of good offset practices are met; iv. whether and how the offset is certified or verified by a third party; d. list which of its sites with the most significant impacts on biodiversity have a biodiversity management plan and explain why the other sites do not have a management plan; e. describe how it enhances synergies and reduces trade-offs between actions taken to manage its biodiversity and climate change impacts; f. describe how it ensures that the actions taken to manage its impacts on biodiversity avoid and minimize negative impacts and maximize positive impacts for stakeholders.	■Addressing Biodiversity ・Strategy (Stance, Approach, Risks and Opportunities) ・Risk Management ・Major Initiatives>Initiatives to Improve the Quality of Green Spaces ・Major Initiatives>Plant Surveys and Eradication Activities ・Major Initiatives>Certified as a Nationally Certified Sustainably Managed Natural Site by the Ministry of the Environment under the Act on Promoting Activities to Enhance Regional Biodiversity Disclosure of Information Based on TCFD/TNFD Recommendations
101-3	Access and benefit-sharing	a. describe the process to ensure compliance with access and benefit-sharing regulations and measures; b. describe voluntary actions taken to advance access and benefit-sharing that are additional to legal obligations or when there are no regulations and measures.	– ■Addressing Biodiversity ・Using Sustainable Raw Materials
101-4	Identification of biodiversity impacts	a. explain how it has determined which of its sites and which products and services in its supply chain have the most significant actual and potential impacts on biodiversity.	Disclosure of Information Based on TCFD/TNFD Recommendations

Code No.	Disclosure Items	Requirements	Publication Location/Omission Reason
101-5	Locations with biodiversity impacts	a. report the location and size in hectares of its sites with the most significant impacts on biodiversity; b. for each site reported under 101-5-a, report whether it is in or near an ecologically sensitive area, the distance to these areas, and whether these are: i. areas of biodiversity importance; ii. areas of high ecosystem integrity; iii. areas of rapid decline in ecosystem integrity; iv. areas of high physical water risks; v. areas important for the delivery of ecosystem service benefits to Indigenous Peoples, local communities, and other stakeholders; c. report the activities that take place in each site reported under 101-5-a; d. report the products and services in its supply chain with the most significant impacts on biodiversity and the countries or jurisdictions where the activities associated with these products and services take place.	Disclosure of Information Based on TCFD/TNFD Recommendations
101-6	Direct drivers of biodiversity loss	a. for each site reported under 101-5-a where its activities lead or could lead to land and sea use change, report: i. the size in hectares of natural ecosystem converted since a cut-off or reference date, the cut-off date or reference date, and the type of ecosystem before and after conversion; ii. the size in hectares of land and sea converted from one intensively used or modified ecosystem to another during the reporting period, and the type of ecosystem before and after conversion; b. for each site reported under 101-5-a where its activities lead or could lead to the exploitation of natural resources, report: i. for each wild species harvested, the quantity, the type, and extinction risk; ii. water withdrawal and water consumption in megaliters; c. for each site reported under 101-5-a where its activities lead or could lead to pollution, report the quantity and the type of each pollutant generated; d. for each site reported under 101-5-a where its activities lead or could lead to the introduction of invasive alien species, describe how invasive alien species are or may be introduced; e. for each product and service in its supply chain reported under 101-5-d, report the information required under 101-6-a, 101-6-b, 101-6-c, and 101-6-d, with a breakdown by country or jurisdiction; f. report contextual information necessary to understand how the data has been compiled, including standards, methodologies, and assumptions used.	Disclosure of Information Based on TCFD/TNFD Recommendations
101-7	Changes to the state of biodiversity	a. for each site reported under 101-5-a, report the following information on affected or potentially affected ecosystems: i. the ecosystem type for the base year; ii. the ecosystem size in hectares for the base year; iii. the ecosystem condition for the base year and the current reporting period; b. report contextual information necessary to understand how the data has been compiled, including standards, methodologies, and assumptions used.	Disclosure of Information Based on TCFD/TNFD Recommendations
101-8	Ecosystem services	a. for each site reported under 101-5-a, list the ecosystem services and beneficiaries affected or potentially affected by the organization's activities; b. explain how the ecosystem services and beneficiaries are or could be affected by the organization's activities.	Disclosure of Information Based on TCFD/TNFD Recommendations

Code No.	Disclosure Items	Requirements	Publication Location/Omission Reason
201: Economic Performance 2016			
201-2	Financial implications and other risks and opportunities due to climate change	a. Risks and opportunities posed by climate change that have the potential to generate substantive changes in operations, revenue, or expenditure, including: i. a description of the risk or opportunity and its classification as either physical, regulatory, or other; ii. a description of the impact associated with the risk or opportunity; iii. the financial implications of the risk or opportunity before action is taken; iv. the methods used to manage the risk or opportunity; v. the costs of actions taken to manage the risk or opportunity.	■ Climate Change ・Strategy (Stance, Approach, Risks and Opportunities) Disclosure of Information Based on TCFD/TNFD Recommendations
301: Materials 2016			
301-1	Materials used by weight or volume	a. Total weight or volume of materials that are used to produce and package the organization's primary products and services during the reporting period, by: i. non-renewable materials used; ii. renewable materials used.	■ Overview ・Indicators and Targets>Material Balance Data for renewable resources and non-renewable resources are not disclosed because scope of tabulation is vast and complex.
301-2	Recycled input materials used	a. Percentage of recycled input materials used to manufacture the organization's primary products and services.	■ Realizing Resource Recycling ・Strategy (Stance, Approach, Risks and Opportunities)>Plan to Accelerate the Recycling of Waste Plastics into Materials ・Strategy (Stance, Approach, Risks and Opportunities)>Addressing Plastic Waste Issues ・Major Initiatives>Waste Plastic Initiatives ・Major Initiatives>Promoting Construction Material Recycling We do not disclose the ratio because the scope of tabulation is vast and complex.
301-3	Reclaimed products and their packaging materials	a. Percentage of reclaimed products and their packaging materials for each product category. b. How the data for this disclosure have been collected.	■ Realizing Resource Recycling ・Strategy (Stance, Approach, Risks and Opportunities)>Plan to Accelerate the Recycling of Waste Plastics into Materials ・Strategy (Stance, Approach, Risks and Opportunities)>Addressing Plastic Waste Issues ・Major Initiatives>Waste Plastic Initiatives ・Major Initiatives>Promoting Construction Material Recycling We do not disclose the ratio because the scope of tabulation is vast and complex.

Code No.	Disclosure Items	Requirements	Publication Location/Omission Reason
302: Energy 2016			
302-1	Energy consumption within the organization	a. Total fuel consumption within the organization from non-renewable sources, in joules or multiples, and including fuel types used. b. Total fuel consumption within the organization from renewable sources, in joules or multiples, and including fuel types used. c. In joules, watt-hours or multiples, the total: i. electricity consumption ii. heating consumption iii. cooling consumption iv. steam consumption d. In joules, watt-hours or multiples, the total: i. electricity sold ii. heating sold iii. cooling sold iv. steam sold e. Total energy consumption within the organization, in joules or multiples. f. Standards, methodologies, assumptions, and/or calculation tools used. g. Source of the conversion factors used.	■ Overview ・Indicators and Targets>Material Balance ■ Climate Change ・Indicators and Targets>GHG>Indicator 2. Renewable energy ratio of purchased electricity (including solar power generation for in-house use) ・Major Initiatives>Promoting the Use of Renewable Energy ・Performance Data
302-2	Energy consumption outside of the organization	a. Energy consumption outside of the organization, in joules or multiples. b. Standards, methodologies, assumptions, and/or calculation tools used. c. Source of the conversion factors used.	■ Climate Change ・Performance Data
302-3	Energy intensity	a. Energy intensity ratio for the organization. b. Organization-specific metric (the denominator) chosen to calculate the ratio. c. Types of energy included in the intensity ratio; whether fuel, electricity, heating, cooling, steam, or all. d. Whether the ratio uses energy consumption within the organization, outside of it, or both.	■ Climate Change ・Performance Data
302-4	Reduction of energy consumption	a. Amount of reductions in energy consumption achieved as a direct result of conservation and efficiency initiatives, in joules or multiples. b. Types of energy included in the reductions; whether fuel, electricity, heating, cooling, steam, or all. c. Basis for calculating reductions in energy consumption, such as base year or baseline, including the rationale for choosing it. d. Standards, methodologies, assumptions, and/or calculation tools used.	■ Climate Change ・Strategy (Stance, Approach, Risks and Opportunities)>Addressing Climate Change ・Indicators and Targets>Reduce Energy Usage Volume ・Major Initiatives>Head Office Building Renewal and New Energy Creation Products ・Major Initiatives>Contributing to Carbon Reduction and Decarbonization through Our Businesses ・Performance Data
302-5	Reductions in energy requirements of products and services	a. Reductions in energy requirements of sold products and services achieved during the reporting period, in joules or multiples. b. Basis for calculating reductions in energy consumption, such as base year or baseline, including the rationale for choosing it. c. Standards, methodologies, assumptions, and/or calculation tools used.	■ SEKISUI CHEMICAL Group's Sustainability ・Products to Enhance Sustainability ■ Climate Change ・Major Initiatives>Environmental Management Across the Supply Chain ・Major Initiatives>Addressing Climate Change Challenges ・Major Initiatives>Contributing to Carbon Reduction and Decarbonization through Our Businesses

Code No.	Disclosure Items	Requirements	Publication Location/Omission Reason
303: Water and Effluents 2018			
303-1	Interactions with water as a shared resource	a. A description of how the organization interacts with water, including how and where water is withdrawn, consumed, and discharged, and the water-related impacts the organization has caused or contributed to, or that are directly linked to its operations, products, or services by its business relationships (e.g., impacts caused by runoff). b. A description of the approach used to identify water-related impacts, including the scope of assessments, their timeframe, and any tools or methodologies used. c. A description of how water-related impacts are addressed, including how the organization works with stakeholders to steward water as a shared resource, and how it engages with suppliers or customers with significant water-related impacts. d. An explanation of the process for setting any water-related goals and targets that are part of the organization's approach to managing water and effluents, and how they relate to public policy and the local context of each area with water stress.	■ Reducing Water-related Risks ・Strategy (Stance, Approach, Risks and Opportunities)
303-2	Management of water discharge-related impacts	a. A description of any minimum standards set for the quality of effluent discharge, and how these minimum standards were determined, including: i. how standards for facilities operating in locations with no local discharge requirements were determined; ii. any internally developed water quality standards or guidelines; iii. any sector-specific standards considered; iv. whether the profile of the receiving waterbody was considered.	■ Reducing Water-related Risks ・Risk Management ・Risk Management>Assessment of the Impact on Businesses from Water-related Risks ・Major Initiatives>Impact of Water-related Risks on the Supply Chain ・Major Initiatives>Reducing Water-related Risks at Business Sites with High Water Intake and Discharge Volumes ・Major Initiatives>Reducing Water Intake and the Chemical Oxygen Demand (COD) of Discharged Water ・Major Initiatives>Examples of Initiatives to Minimize Water-related Risks and Criteria for Judging Minimization
303-3	Water withdrawal	a. Total water withdrawal from all areas in megaliters, and a breakdown of this total by the following sources, if applicable: i. Surface water; ii. Groundwater; iii. Seawater; iv. Produced water; v. Third-party water. b. Total water withdrawal from all areas with water stress in megaliters, and a breakdown of this total by the following sources, if applicable: i. Surface water; ii. Groundwater; iii. Seawater; iv. Produced water; v. Third-party water, and a breakdown of this total by the withdrawal sources listed in i-iv. c. A breakdown of total water withdrawal from each of the sources listed in Disclosures 303-3-a and 303-3-b in megaliters by the following categories: i. Freshwater (≤1,000 mg/L Total Dissolved Solids); ii. Other water (>1,000 mg/L Total Dissolved Solids). d. Any contextual information necessary to understand how the data have been compiled, such as any standards, methodologies, and assumptions used.	■ Overview ・Indicators and Targets>Material Balance ■ Reducing Water-related Risks ・Performance Data

Code No.	Disclosure Items	Requirements	Publication Location/Omission Reason
303-4	Water discharge	a. Total water discharge to all areas in megaliters, and a breakdown of this total by the following types of destination, if applicable: i. Surface water; ii. Groundwater; iii. Seawater; iv. Third-party water, and the volume of this total sent for use to other organizations, if applicable. b. A breakdown of total water discharge to all areas in megaliters by the following categories: i. Freshwater (≤1,000 mg/L Total Dissolved Solids); ii. Other water (>1,000 mg/L Total Dissolved Solids). c. Total water discharge to all areas with water stress in megaliters, and a breakdown of this total by the following categories: i. Freshwater (≤1,000 mg/L Total Dissolved Solids); ii. Other water (>1,000 mg/L Total Dissolved Solids). d. Priority substances of concern for which discharges are treated, including: i. how priority substances of concern were defined, and any international standard, authoritative list, or criteria used; ii. the approach for setting discharge limits for priority substances of concern; iii. number of incidents of non-compliance with discharge limits. e. Any contextual information necessary to understand how the data have been compiled, such as any standards, methodologies, and assumptions used.	■ Overview ・Indicators and Targets>Material Balance ■ Environment>Reducing Water-related Risks ・Major Initiatives>Reducing Water Intake and the Chemical Oxygen Demand (COD) of Discharged Water ・Major Initiatives>Examples of Initiatives to Minimize Water-related Risks and Criteria for Judging Minimization ・Major Initiatives>Water Recycling ・Performance Data
303-5	Water consumption	a. Total water consumption from all areas in megaliters. b. Total water consumption from all areas with water stress in megaliters. c. Change in water storage in megaliters, if water storage has been identified as having a significant water-related impact. d. Any contextual information necessary to understand how the data have been compiled, such as any standards, methodologies, and assumptions used, including whether the information is calculated, estimated, modeled, or sourced from direct measurements, and the approach taken for this, such as the use of any sector-specific factors.	■ Reducing Water-related Risks ・Performance Data
305: Emissions 2016			
305-1	Direct (Scope 1) GHG emissions	a. Gross direct (Scope 1) GHG emissions in metric tons of CO_2 equivalent. b. Gases included in the calculation; whether CO_2, CH_4, N_2O, HFCs, PFCs, SF_6, NF_3, or all. c. Biogenic CO_2 emissions in metric tons of CO_2 equivalent. d. Base year for the calculation, if applicable, including: i. the rationale for choosing it; ii. emissions in the base year; iii. the context for any significant changes in emissions that triggered recalculations of base year emissions. e. Source of the emission factors and the global warming potential (GWP) rates used, or a reference to the GWP source. f. Consolidation approach for emissions; whether equity share, financial control, or operational control. g. Standards, methodologies, assumptions, and/or calculation tools used.	■ Overview ・Indicators and Targets>Material Balance ■ Climate Change ・Performance Data

Code No.	Disclosure Items	Requirements	Publication Location/Omission Reason
305-2	Energy indirect (Scope 2) GHG emissions	a. Gross location-based energy indirect (Scope 2) GHG emissions in metric tons of CO_2 equivalent. b. If applicable, gross market-based energy indirect (Scope 2) GHG emissions in metric tons of CO_2 equivalent. c. If available, the gases included in the calculation; whether CO_2, CH_4, N_2O, HFCs, PFCs, SF_6, NF_3, or all. d. Base year for the calculation, if applicable, including: i. the rationale for choosing it; ii. emissions in the base year; iii. the context for any significant changes in emissions that triggered recalculations of base year emissions. e. Source of the emission factors and the global warming potential (GWP) rates used, or a reference to the GWP source. f. Consolidation approach for emissions; whether equity share, financial control, or operational control. g. Standards, methodologies, assumptions, and/or calculation tools used.	■ Climate Change ・Performance Data
305-3	Other indirect (Scope 3) GHG emissions	a. Gross other indirect (Scope 3) GHG emissions in metric tons of CO_2 equivalent. b. If available, the gases included in the calculation; whether CO_2, CH_4, N_2O, HFCs, PFCs, SF_6, NF_3, or all. c. Biogenic CO_2 emissions in metric tons of CO_2 equivalent. d. Other indirect (Scope 3) GHG emissions categories and activities included in the calculation. e. Base year for the calculation, if applicable, including: i. the rationale for choosing it; ii. emissions in the base year; iii. the context for any significant changes in emissions that triggered recalculations of base year emissions. f. Source of the emission factors and the global warming potential (GWP) rates used, or a reference to the GWP source. g. Standards, methodologies, assumptions, and/or calculation tools used.	■ Climate Change ・Major Initiatives>Environmental Management Across the Supply Chain ・Major Initiatives>Addressing Climate Change Challenges ・Performance Data
305-4	GHG emissions intensity	a. GHG emissions intensity ratio for the organization. b. Organization-specific metric (the denominator) chosen to calculate the ratio. c. Types of GHG emissions included in the intensity ratio; whether direct (Scope 1), energy indirect (Scope 2), and/or other indirect (Scope 3). d. Gases included in the calculation; whether CO_2, CH_4, N_2O, HFCs, PFCs, SF_6, NF_3, or all.	■ Climate Change ・Performance Data
305-5	Reduction of GHG emissions	a. GHG emissions reduced as a direct result of reduction initiatives, in metric tons of CO_2 equivalent. b. Gases included in the calculation; whether CO_2, CH_4, N_2O, HFCs, PFCs, SF_6, NF_3, or all. c. Base year or baseline, including the rationale for choosing it. d. Scopes in which reductions took place; whether direct (Scope 1), energy indirect (Scope 2), and/or other indirect (Scope 3). e. Standards, methodologies, assumptions, and/or calculation tools used.	■ Climate Change ・Major Initiatives>Certification under the SBT Initiative ・Performance Data
305-6	Emissions of ozone-depleting substances (ODS)	a. Production, imports, and exports of ODS in metric tons of CFC-11 (trichlorofluoromethane) equivalent. b. Substances included in the calculation. c. Source of the emission factors used. d. Standards, methodologies, assumptions, and/or calculation tools used.	■ Chemical Substance Management ・Major Initiatives>Controlling VOC Emissions ・Major Initiatives>Disposal and Storage of Devices Containing PCBs and Management of Equipment That Uses Fluorocarbons
305-7	Nitrogen oxides (NO_x), sulfur oxides (SO_x), and other significant air emissions	a. Significant air emissions, in kilograms or multiples, for each of the following: i. NO_x ii. SO_x iii. Persistent organic pollutants (POP) iv. Volatile organic compounds (VOC) v. Hazardous air pollutants (HAP) vi. Particulate matter (PM) vii. Other standard categories of air emissions identified in relevant regulations b. Source of the emission factors used. c. Standards, methodologies, assumptions, and/or calculation tools used.	■ Overview ・Indicators and Targets>Material Balance ■ Chemical Substance Management ・Performance Data

Code No.	Disclosure Items	Requirements	Publication Location/Omission Reason
306: Waste 2020			
306-1	Waste generation and significant waste-related impacts	a. For the organization's significant actual and potential waste-related impacts, a description of: i. the inputs, activities, and outputs that lead or could lead to these impacts; ii. whether these impacts relate to waste generated in the organization's own activities or to waste generated upstream or downstream in its value chain.	■ Realizing Resource Recycling ・Strategy (Stance, Approach, Risks and Opportunities)
306-2	Management of significant waste-related impacts	a. Actions, including circularity measures, taken to prevent waste generation in the organization's own activities and upstream and downstream in its value chain, and to manage significant impacts from waste generated. b. If the waste generated by the organization in its own activities is managed by a third party, a description of the processes used to determine whether the third party manages the waste in line with contractual or legislative obligations. c. The processes used to collect and monitor waste-related data.	■ Realizing Resource Recycling ・Strategy (Stance, Approach, Risks and Opportunities) ・Governance ・Risk Management ・Indicators and Targets ・Major Initiatives
306-3	Waste generated	a. Total weight of waste generated in metric tons, and a breakdown of this total by composition of the waste. b. Contextual information necessary to understand the data and how the data has been compiled.	■ Overview ・Indicators and Targets>Material Balance ■ Realizing Resource Recycling ・Performance Data ■ Chemical Substance Management ・Performance Data
306-4	Waste diverted from disposal	a. Total weight of waste diverted from disposal in metric tons, and a breakdown of this total by composition of the waste. b. Total weight of hazardous waste diverted from disposal in metric tons, and a breakdown of this total by the following recovery operations: i. Preparation for reuse; ii. Recycling; iii. Other recovery operations. c. Total weight of non-hazardous waste diverted from disposal in metric tons, and a breakdown of this total by the following recovery operations: i. Preparation for reuse; ii. Recycling; iii. Other recovery operations. d. For each recovery operation listed in Disclosures 306-4-b and 306-4-c, a breakdown of the total weight in metric tons of hazardous waste and of non-hazardous waste diverted from disposal: i. on-site; ii. off-site. e. Contextual information necessary to understand the data and how the data has been compiled.	■ Realizing Resource Recycling ・Performance Data

Code No.	Disclosure Items	Requirements	Publication Location/Omission Reason
306-5	Waste directed to disposal	a. Total weight of waste directed to disposal in metric tons, and a breakdown of this total by composition of the waste. b. Total weight of hazardous waste directed to disposal in metric tons, and a breakdown of this total by the following disposal operations: i. Incineration (with energy recovery); ii. Incineration (without energy recovery); iii. Landfilling; iv. Other disposal operations. c. Total weight of non-hazardous waste directed to disposal in metric tons, and a breakdown of this total by the following disposal operations: i. Incineration (with energy recovery); ii. Incineration (without energy recovery); iii. Landfilling; iv. Other disposal operations. d. For each disposal operation listed in Disclosures 306-5-b and 306-5-c, a breakdown of the total weight in metric tons of hazardous waste and of non-hazardous waste directed to disposal: i. on-site; ii. off-site. e. Contextual information necessary to understand the data and how the data has been compiled.	■ Realizing Resource Recycling ・Performance Data
308: Supplier Environmental Assessment 2016			
308-1	New suppliers that were screened using environmental criteria	a. Percentage of new suppliers that were screened using environmental criteria.	■ Responsible Procurement ・Strategy (Stance, Approach, and Awareness of Risk)>Basic Procurement Policy ・Strategy (Stance, Approach, and Awareness of Risk) >Sustainable Procurement Guidelines (Supplier Code of Conduct) ・Governance>Building Supply Chains Based on Sustainable Procurement Surveys We will continue to consider applying these to new suppliers as we expand implementation in the future.
308-2	Negative environmental impacts in the supply chain and actions taken	a. Number of suppliers assessed for environmental impacts. b. Number of suppliers identified as having significant actual and potential negative environmental impacts. c. Significant actual and potential negative environmental impacts identified in the supply chain. d. Percentage of suppliers identified as having significant actual and potential negative environmental impacts with which improvements were agreed upon as a result of assessment. e. Percentage of suppliers identified as having significant actual and potential negative environmental impacts with which relationships were terminated as a result of assessment, and why.	■ Responsible Procurement ・Governance>Building Supply Chains Based on Sustainable Procurement Surveys ・Risk Management>Sustainable Procurement Survey Process ・Major Initiatives>FY2025 Sustainable Procurement Survey ・Major Initiatives>Declaration of Partnership Building ・Major Initiatives>FY2025 Responsible Mineral Procurement Survey ・Major Initiatives>Sustainable Timber Procurement

Code No.	Disclosure Items	Requirements	Publication Location/Omission Reason
Human Capital			
3-3	Management of material topics	a. describe the actual and potential, negative and positive impacts on the economy, environment, and people, including impacts on their human rights; b. report whether the organization is involved with the negative impacts through its activities or as a result of its business relationships, and describe the activities or business relationships; c. describe its policies or commitments regarding the material topic; d. describe actions taken to manage the topic and related impacts, including: i. actions to prevent or mitigate potential negative impacts; ii. actions to address actual negative impacts, including actions to provide for or cooperate in their remediation; iii. actions to manage actual and potential positive impacts; e. report the following information about tracking the effectiveness of the actions taken: i. processes used to track the effectiveness of the actions; ii. goals, targets, and indicators used to evaluate progress; iii. the effectiveness of the actions, including progress toward the goals and targets; iv. lessons learned and how these have been incorporated into the organization's operational policies and procedures; f. describe how engagement with stakeholders has informed the actions taken (3-3-d) and how it has informed whether the actions have been effective (3-3-e).	■ SEKISUI CHEMICAL Group's Sustainability ・Indicators and Targets>Key ESG Management Issues (Materiality) and KPIs, and Management Indicators ■ Human Capital ■ Human Capital>Fostering a Culture That Embraces Challenge ■ Human Capital>Achieving the Right Talent in the Right Position ■ Human Capital>Achieving Diversity ■ Stakeholder Engagement
401: Employment 2016			
401-1	New employee hires and employee turnover	a. Total number and rate of new employee hires during the reporting period, by age group, gender and region. b. Total number and rate of employee turnover during the reporting period, by age group, gender and region.	■ Human Capital>Achieving Diversity ・Performance Data
401-2	Benefits provided to full-time employees that are not provided to temporary or part-time employees	a. Benefits which are standard for full-time employees of the organization but are not provided to temporary or part-time employees, by significant locations of operation. These include, as a minimum: i. life insurance; ii. health care; iii. disability and invalidity coverage; iv. parental leave; v. retirement provision; vi. stock ownership; vii. others. b. The definition used for 'significant locations of operation'.	We do not disclose this information due to confidentiality constraints.
401-3	Parental leave	a. Total number of employees that were entitled to parental leave, by gender. b. Total number of employees that took parental leave, by gender. c. Total number of employees that returned to work in the reporting period after parental leave ended, by gender. d. Total number of employees that returned to work after parental leave ended that were still employed 12 months after their return to work, by gender. e. Return to work and retention rates of employees that took parental leave, by gender.	■ Human Capital>Achieving Diversity ・Major Initiatives>Active Participation of Diverse Human Resources>2-5 Support for balancing childcare and work
404: Training and Education 2016			
404-1	Average hours of training per year per employee	a. Average hours of training that the organization's employees have undertaken during the reporting period, by: i. gender; ii. employee category.	■ Human Capital>Achieving the Right Talent in the Right Position ・Performance Data

Code No.	Disclosure Items	Requirements	Publication Location/Omission Reason
404-2	Programs for upgrading employee skills and transition assistance programs	a. Type and scope of programs implemented and assistance provided to upgrade employee skills. b. Transition assistance programs provided to facilitate continued employability and the management of career endings resulting from retirement or termination of employment.	■ Human Capital>Fostering a Culture That Embraces Challenge ・Major Initiatives ■ Human Capital>Achieving the Right Talent in the Right Position ・Major Initiatives ■ Human Capital>Achieving Diversity ・Major Initiatives>Active Participation of Diverse Human Resources>2-1 Promote gender diversity ・Major Initiatives>Active Participation of Diverse Human Resources>2-3 Promote the active participation of seniors ・Major Initiatives>Creating a Vibrant Work Environment>Create a safe and secure work environment
404-3	Percentage of employees receiving regular performance and career development reviews	a. Percentage of total employees by gender and by employee category who received a regular performance and career development review during the reporting period.	■ Human Capital>Fostering a Culture That Embraces Challenge ・Major Initiatives>Encouraging Employees to Pursue Challenges>Fostering a culture of career autonomy
405: Diversity and Equal Opportunity 2016			
405-1	Diversity of governance bodies and employees	a. Percentage of individuals within the organization's governance bodies in each of the following diversity categories: i. Gender; ii. Age group: under 30 years old, 30-50 years old, over 50 years old; iii. Other indicators of diversity where relevant (such as minority or vulnerable groups). b. Percentage of employees per employee category in each of the following diversity categories: i. Gender; ii. Age group: under 30 years old, 30-50 years old, over 50 years old; iii. Other indicators of diversity where relevant (such as minority or vulnerable groups).	■ Human Capital>Achieving Diversity ・Major Initiatives>Active Participation of Diverse Human Resources ■ Corporate Governance ・Governance>Composition of the Board of Directors>About the Age-Group Composition of Officers
405-2	Ratio of basic salary and remuneration of women to men	a. Ratio of the basic salary and remuneration of women to men for each employee category, by significant locations of operation. b. The definition used for 'significant locations of operation'.	■ Human Capital>Achieving Diversity ・Major Initiatives>Active Participation of Diverse Human Resources>2-1 Promote gender diversity
Governance (Internal Control)			
3-3	Management of material topics	a. describe the actual and potential, negative and positive impacts on the economy, environment, and people, including impacts on their human rights; b. report whether the organization is involved with the negative impacts through its activities or as a result of its business relationships, and describe the activities or business relationships; c. describe its policies or commitments regarding the material topic; d. describe actions taken to manage the topic and related impacts, including: i. actions to prevent or mitigate potential negative impacts; ii. actions to address actual negative impacts, including actions to provide for or cooperate in their remediation; iii. actions to manage actual and potential positive impacts; e. report the following information about tracking the effectiveness of the actions taken: i. processes used to track the effectiveness of the actions; ii. goals, targets, and indicators used to evaluate progress; iii. the effectiveness of the actions, including progress toward the goals and targets; iv. lessons learned and how these have been incorporated into the organization's operational policies and procedures; f. describe how engagement with stakeholders has informed the actions taken (3-3-d) and how it has informed whether the actions have been effective (3-3-e).	■ SEKISUI CHEMICAL Group's Sustainability ・Indicators and Targets>Key ESG Management Issues (Materiality) and KPIs, and Management Indicators ■ Safety Issues ■ Stakeholder Engagement ■ Respect for Human Rights ■ Responsible Procurement ■ Corporate Governance ■ Risk Management ■ CS & Quality ■ Legal and Ethical Issues ■ Information Management
205: Anti-corruption 2016			

Code No.	Disclosure Items	Requirements	Publication Location/Omission Reason
205-1	Operations assessed for risks related to corruption	a. Total number and percentage of operations assessed for risks related to corruption. b. Significant risks related to corruption identified through the risk assessment.	■ Legal and Ethical Issues ・Major Initiatives>Status Regarding the Prevention of Bribery and Corruption
205-2	Communication and training about anti-corruption policies and procedures	a. Total number and percentage of governance body members that the organization's anti-corruption policies and procedures have been communicated to, broken down by region. b. Total number and percentage of employees that the organization's anti-corruption policies and procedures have been communicated to, broken down by employee category and region. c. Total number and percentage of business partners that the organization's anti-corruption policies and procedures have been communicated to, broken down by type of business partner and region. Describe if the organization's anti-corruption policies and procedures have been communicated to any other persons or organizations. d. Total number and percentage of governance body members that have received training on anti-corruption, broken down by region. e. Total number and percentage of employees that have received training on anti-corruption, broken down by employee category and region.	■ Legal and Ethical Issues ・Major Initiatives>Fostering Compliance Awareness ・Major Initiatives>Compliance Training ・Major Initiatives>Status Regarding the Prevention of Bribery and Corruption ・Major Initiatives>Initiatives to Strengthen Accounting Compliance ・Major Initiatives>Compliance Reinforcement Month ・Performance Data
205-3	Confirmed incidents of corruption and actions taken	a. Total number and nature of confirmed incidents of corruption. b. Total number of confirmed incidents in which employees were dismissed or disciplined for corruption. c. Total number of confirmed incidents when contracts with business partners were terminated or not renewed due to violations related to corruption. d. Public legal cases regarding corruption brought against the organization or its employees during the reporting period and the outcomes of such cases.	■ Legal and Ethical Issues ・Major Initiatives>Status Regarding the Prevention of Bribery and Corruption No serious violations related to corruption or bribery were confirmed in FY2025.
206: Anti-competitive Behavior 2016			
206-1	Legal actions for anti-competitive behavior, anti-trust, and monopoly practices	a. Number of legal actions pending or completed during the reporting period regarding anti-competitive behavior and violations of anti-trust and monopoly legislation in which the organization has been identified as a participant. b. Main outcomes of completed legal actions, including any decisions or judgements.	■ Legal and Ethical Issues ・Major Initiatives>Compliance with Anti-trust Law as well as Statutory and Regulatory Requirements Relating to Advertising and Labeling No significant violations regarding anti-trust laws or advertising and labeling were identified in FY2025.
207: Tax 2019			
207-1	Approach to tax	a. A description of the approach to tax, including: i. whether the organization has a tax strategy and, if so, a link to this strategy if publicly available; ii. the governance body or executive-level position within the organization that formally reviews and approves the tax strategy, and the frequency of this review; iii. the approach to regulatory compliance; iv. how the approach to tax is linked to the business and sustainable development strategies of the organization.	■ Legal and Ethical Issues ・Major Initiatives>Tax Compliance Initiatives
207-2	Tax governance, control, and risk management	a. A description of the tax governance and control framework, including: i. the governance body or executive-level position within the organization accountable for compliance with the tax strategy; ii. how the approach to tax is embedded within the organization; iii. the approach to tax risks, including how risks are identified, managed, and monitored; iv. how compliance with the tax governance and control framework is evaluated. b. A description of the mechanisms to raise concerns about the organization's business conduct and the organization's integrity in relation to tax. c. A description of the assurance process for disclosures on tax including, if applicable, a link or reference to the external assurance report(s) or assurance statement(s).	■ Legal and Ethical Issues ・Major Initiatives>Tax Compliance Initiatives

Code No.	Disclosure Items	Requirements	Publication Location/Omission Reason
207-3	Stakeholder engagement and management of concerns related to tax	a. A description of the approach to stakeholder engagement and management of stakeholder concerns related to tax, including: i. the approach to engagement with tax authorities; ii. the approach to public policy advocacy on tax; iii. the processes for collecting and considering the views and concerns of stakeholders, including external stakeholders.	■ Legal and Ethical Issues ・Major Initiatives>Tax Compliance Initiatives
207-4	Country-by-country reporting	a. All tax jurisdictions where the entities included in the organization's audited consolidated financial statements, or in the financial information filed on public record, are resident for tax purposes. b. For each tax jurisdiction reported in Disclosure 207-4-a: i. Names of the resident entities; ii. Primary activities of the organization; iii. Number of employees, and the basis of calculation of this number; iv. Revenues from third-party sales; v. Revenues from intra-group transactions with other tax jurisdictions; vi. Profit/loss before tax; vii. Tangible assets other than cash and cash equivalents; viii. Corporate income tax paid on a cash basis; ix. Corporate income tax accrued on profit/loss; x. Reasons for the difference between corporate income tax accrued on profit/loss and the tax due if the statutory tax rate is applied to profit/loss before tax. c. The time period covered by the information reported in Disclosure 207-4.	■ Stakeholder Engagement ・Major Initiatives>Distributing Value to Stakeholders ■ Legal and Ethical Issues ・Major Initiatives>Tax Compliance Initiatives
403: Occupational Health and Safety 2018			
403-1	Occupational health and safety management system	a. A statement of whether an occupational health and safety management system has been implemented, including whether: i. the system has been implemented because of legal requirements and, if so, a list of the requirements; ii. the system has been implemented based on recognized risk management and/or management system standards/guidelines and, if so, a list of the standards/guidelines. b. A description of the scope of workers, activities, and workplaces covered by the occupational health and safety management system, and an explanation of whether and, if so, why any workers, activities, or workplaces are not covered.	■ Safety Issues ・Governance
403-2	Hazard identification, risk assessment, and incident investigation	a. A description of the processes used to identify work-related hazards and assess risks on a routine and non-routine basis, and to apply the hierarchy of controls in order to eliminate hazards and minimize risks, including: i. how the organization ensures the quality of these processes, including the competency of persons who carry them out; ii. how the results of these processes are used to evaluate and continually improve the occupational health and safety management system. b. A description of the processes for workers to report work-related hazards and hazardous situations, and an explanation of how workers are protected against reprisals. c. A description of the policies and processes for workers to remove themselves from work situations that they believe could cause injury or ill health, and an explanation of how workers are protected against reprisals. d. A description of the processes used to investigate work-related incidents, including the processes to identify hazards and assess risks relating to the incidents, to determine corrective actions using the hierarchy of controls, and to determine improvements needed in the occupational health and safety management system.	■ Safety Issues ・Risk Management ・Major Initiatives>New Equipment Design Safety Standards ・Major Initiatives>Increasing Opportunities to Uncover Risks and Deploying Best Practices through Mutual On-site Inspections ・Major Initiatives>Measures to Prevent Fires and Explosions ・Major Initiatives>Safety Audits at Overseas Business Sites

Code No.	Disclosure Items	Requirements	Publication Location/Omission Reason
403-3	Occupational health services	a. A description of the occupational health services' functions that contribute to the identification and elimination of hazards and minimization of risks, and an explanation of how the organization ensures the quality of these services and facilitates workers' access to them.	■ Safety Issues ・Governance>Declaration of the Commitment to Safe Business Practices Announced by the Leadership of Each Division ・Major Initiatives>New Equipment Design Safety Standards ・Major Initiatives>Increasing Opportunities to Uncover Risks and Deploying Best Practices through Mutual On-site Inspections ・Major Initiatives>Measures to Prevent Fires and Explosions ・Major Initiatives>Safety Awards
403-4	Worker participation, consultation, and communication on occupational health and safety	a. A description of the processes for worker participation and consultation in the development, implementation, and evaluation of the occupational health and safety management system, and for providing access to and communicating relevant information on occupational health and safety to workers. b. Where formal joint management-worker health and safety committees exist, a description of their responsibilities, meeting frequency, decision-making authority, and whether and, if so, why any workers are not represented by these committees.	■ Safety Issues ・Governance>Occupational Safety Committee Meeting Held
403-5	Worker training on occupational health and safety	a. A description of any occupational health and safety training provided to workers, including generic training as well as training on specific work-related hazards, hazardous activities, or hazardous situations.	■ Safety Issues ・Major Initiatives>Development of Human Resources to Take the Initiative in Safety Activities ・Major Initiatives>Improving Emergency Response Skills ・Major Initiatives>Deepening Understanding of the Basic Safety Principles ・Major Initiatives>Safety Management Across Construction Site Supply Chains ・Major Initiatives>Emergency-preparedness Drills
403-6	Promotion of worker health	a. An explanation of how the organization facilitates workers' access to non-occupational medical and healthcare services, and the scope of access provided. b. A description of any voluntary health promotion services and programs offered to workers to address major non-work-related health risks, including the specific health risks addressed, and how the organization facilitates workers' access to these services and programs.	■ Human Capital ・Major Initiatives>Creating a Vibrant Work Environment>Ensure a healthy and comfortable working environment ・Major Initiatives>Management Issues to be Solved through Health and Productivity Management ■ Safety Issues ・Risk Management>Implementation of Medical Examinations
403-7	Prevention and mitigation of occupational health and safety impacts directly linked by business relationships	a. A description of the organization's approach to preventing or mitigating significant negative occupational health and safety impacts that are directly linked to its operations, products, or services by its business relationships, and the related hazards and risks.	■ Safety Issues ・Governance>Occupational Safety Committee Meeting Held ・Major Initiatives>Deepening Understanding of the Basic Safety Principles ・Major Initiatives>Safety Audits at Overseas Business Sites ・Major Initiatives>Safety Management Across Construction Site Supply Chains

Code No.	Disclosure Items	Requirements	Publication Location/Omission Reason
403-8	Workers covered by an occupational health and safety management system	a. If the organization has implemented an occupational health and safety management system based on legal requirements and/or recognized standards/guidelines: i. the number and percentage of all employees and workers who are not employees but whose work and/or workplace is controlled by the organization, who are covered by such a system; ii. the number and percentage of all employees and workers who are not employees but whose work and/or workplace is controlled by the organization, who are covered by such a system that has been internally audited; iii. the number and percentage of all employees and workers who are not employees but whose work and/or workplace is controlled by the organization, who are covered by such a system that has been audited or certified by an external party. b. Whether and, if so, why any workers have been excluded from this disclosure, including the types of worker excluded. c. Any contextual information necessary to understand how the data have been compiled, such as any standards, methodologies, and assumptions used.	■ Safety Issues ・Governance No workers have been excluded. However, as information is incomplete for overseas Group companies, they have been excluded from disclosure.
403-9	Work-related injuries	a. For all employees: i. The number and rate of fatalities as a result of work-related injury; ii. The number and rate of high-consequence work-related injuries (excluding fatalities); iii. The number and rate of recordable work-related injuries; iv. The main types of work-related injury; v. The number of hours worked. b. For all workers who are not employees but whose work and/or workplace is controlled by the organization: i. The number and rate of fatalities as a result of work-related injury; ii. The number and rate of high-consequence work-related injuries (excluding fatalities); iii. The number and rate of recordable work-related injuries; iv. The main types of work-related injury; v. The number of hours worked. c. The work-related hazards that pose a risk of high-consequence injury, including: i. how these hazards have been determined; ii. which of these hazards have caused or contributed to high-consequence injuries during the reporting period; iii. actions taken or underway to eliminate these hazards and minimize risks using the hierarchy of controls. d. Any actions taken or underway to eliminate other work-related hazards and minimize risks using the hierarchy of controls. e. Whether the rates have been calculated based on 200,000 or 1,000,000 hours worked. f. Whether and, if so, why any workers have been excluded from this disclosure, including the types of worker excluded. g. Any contextual information necessary to understand how the data have been compiled, such as any standards, methodologies, and assumptions used.	■ Safety Issues ・Performance Data No workers have been excluded. However, as information is incomplete for overseas Group companies, they have been excluded from disclosure.
403-10	Work-related ill health	a. For all employees: i. The number of fatalities as a result of work-related ill health; ii. The number of cases of recordable work-related ill health; iii. The main types of work-related ill health. b. For all workers who are not employees but whose work and/or workplace is controlled by the organization: i. The number of fatalities as a result of work-related ill health; ii. The number of cases of recordable work-related ill health; iii. The main types of work-related ill health. c. The work-related hazards that pose a risk of ill health, including: i. how these hazards have been determined; ii. which of these hazards have caused or contributed to cases of ill health during the reporting period; iii. actions taken or underway to eliminate these hazards and minimize risks using the hierarchy of controls. d. Whether and, if so, why any workers have been excluded from this disclosure, including the types of worker excluded. e. Any contextual information necessary to understand how the data have been compiled, such as any standards, methodologies, and assumptions used.	■ Safety Issues ・Performance Data No workers have been excluded. However, as information is incomplete for overseas Group companies, they have been excluded from disclosure. ■ Human Capital ・Major Initiatives>Management Issues to be Solved through Health and Productivity Management>Performance Data

Code No.	Disclosure Items	Requirements	Publication Location/Omission Reason
406: Non-discrimination 2016			
406-1	Incidents of discrimination and corrective actions taken	a. Total number of incidents of discrimination during the reporting period. b. Status of the incidents and actions taken with reference to the following: i. Incident reviewed by the organization; ii. Remediation plans being implemented; iii. Remediation plans that have been implemented, with results reviewed through routine internal management review processes; iv. Incident no longer subject to action.	Not applicable for the fiscal year under review.
407: Freedom of Association and Collective Bargaining 2016			
407-1	Operations and suppliers in which the right to freedom of association and collective bargaining may be at risk	a. Operations and suppliers in which workers' rights to exercise freedom of association or collective bargaining may be violated or at significant risk either in terms of: i. type of operation (such as manufacturing plant) and supplier; ii. countries or geographic areas with operations and suppliers considered at risk. b. Measures taken by the organization in the reporting period intended to support rights to exercise freedom of association and collective bargaining.	■ Respect for Human Rights ・Risk Management
408: Child Labor 2016			
408-1	Operations and suppliers at significant risk for incidents of child labor	a. Operations and suppliers considered to have significant risk for incidents of: i. child labor; ii. young workers exposed to hazardous work. b. Operations and suppliers considered to have significant risk for incidents of child labor either in terms of: i. type of operation (such as manufacturing plant) and supplier; ii. countries or geographic areas with operations and suppliers considered at risk. c. Measures taken by the organization in the reporting period intended to contribute to the effective abolition of child labor.	■ Respect for Human Rights ・Risk Management
409: Forced or Compulsory Labor 2016			
409-1	Operations and suppliers at significant risk for incidents of forced or compulsory labor	a. Operations and suppliers considered to have significant risk for incidents of forced or compulsory labor either in terms of: i. type of operation (such as manufacturing plant) and supplier; ii. countries or geographic areas with operations and suppliers considered at risk. b. Measures taken by the organization in the reporting period intended to contribute to the elimination of all forms of forced or compulsory labor.	■ Respect for Human Rights ・Risk Management
414: Supplier Social Assessment 2016			
414-1	New suppliers that were screened using social criteria	a. Percentage of new suppliers that were screened using social criteria.	■ Responsible Procurement ・Strategy(Stance, Approach, and Awareness of Risk)>Basic Procurement Policy ・Strategy(Stance, Approach, and Awareness of Risk)>Sustainable Procurement Guidelines (Supplier Code of Conduct) ・Governance>Building Supply Chains Based on Sustainable Procurement Surveys We will continue to consider applying these to new suppliers as we expand implementation in the future.

Code No.	Disclosure Items	Requirements	Publication Location/Omission Reason
414-2	Negative social impacts in the supply chain and actions taken	a. Number of suppliers assessed for social impacts. b. Number of suppliers identified as having significant actual and potential negative social impacts. c. Significant actual and potential negative social impacts identified in the supply chain. d. Percentage of suppliers identified as having significant actual and potential negative social impacts with which improvements were agreed upon as a result of assessment. e. Percentage of suppliers identified as having significant actual and potential negative social impacts with which relationships were terminated as a result of assessment, and why.	■ Responsible Procurement ・Governance>Building Supply Chains based on Sustainable Procurement Surveys ・Risk Management>Sustainable Procurement Survey Process ・Major Initiatives>FY2025 Sustainable Procurement Survey ・Major Initiatives>Declaration of Partnership Building ・Major Initiatives>FY2025 Responsible Mineral Procurement Survey ・Major Initiatives>Sustainable Timber Procurement
416: Customer Health and Safety 2016			
416-1	Assessment of the health and safety impacts of product and service categories	a. Percentage of significant product and service categories for which health and safety impacts are assessed for improvement.	■ CS & Quality ・Strategy(Stance, Approach, and Awareness of Risk)>Awareness of Risk ・Strategy(Stance, Approach, and Awareness of Risk)>Formulating Quality Guidelines ・Performance Data Reason for omission 4. Not disclosed because information is unavailable/incomplete
416-2	Incidents of non-compliance concerning the health and safety impacts of products and services	a. Total number of incidents of non-compliance with regulations and/or voluntary codes concerning the health and safety impacts of products and services within the reporting period, by: i. incidents of non-compliance with regulations resulting in a fine or penalty; ii. incidents of non-compliance with regulations resulting in a warning; iii. incidents of non-compliance with voluntary codes. b. If the organization has not identified any non-compliance with regulations and/or voluntary codes, a brief statement of this fact is sufficient.	■ CS & Quality ・Major Initiatives>Strengthening QMS>Compliance with laws and voluntary regulations regarding product safety ・Major Initiatives>Strengthening QMS>Product quality disclosure and labeling ・Performance Data
417: Marketing and Labeling 2016			
417-1	Requirements for product and service information and labeling	a. Whether each of the following types of information is required by the organization's procedures for product and service information and labeling: i. The sourcing of components of the product or service; ii. Content, particularly with regard to substances that might produce an environmental or social impact; iii. Safe use of the product or service; iv. Disposal of the product and environmental or social impacts; v. Other (explain). b. Percentage of significant product or service categories covered by and assessed for compliance with such procedures.	Reason for omission 4. Not disclosed because information is unavailable/incomplete
417-2	Incidents of non-compliance concerning product and service information and labeling	a. Total number of incidents of non-compliance with regulations and/or voluntary codes concerning product and service information and labeling, by: i. incidents of non-compliance with regulations resulting in a fine or penalty; ii. incidents of non-compliance with regulations resulting in a warning; iii. incidents of non-compliance with voluntary codes. b. If the organization has not identified any non-compliance with regulations and/or voluntary codes, a brief statement of this fact is sufficient.	■ CS & Quality ・Major Initiatives>Strengthening QMS>Product quality disclosure and labeling In FY2025, there were no cases of violation of various laws and voluntary regulations regarding product quality disclosure and labeling. ■ Legal and Ethical Issues ・Major Initiatives>Compliance with Anti-trust Law as well as Statutory and Regulatory Requirements Relating to Advertising and Labeling No significant violations regarding anti-trust laws or advertising and labeling were identified in FY2025.

Code No.	Disclosure Items	Requirements	Publication Location/Omission Reason
417-3	Incidents of non-compliance concerning marketing communications	a. Total number of incidents of non-compliance with regulations and/or voluntary codes concerning marketing communications, including advertising, promotion, and sponsorship, by: i. incidents of non-compliance with regulations resulting in a fine or penalty; ii. incidents of non-compliance with regulations resulting in a warning; iii. incidents of non-compliance with voluntary codes. b. If the organization has not identified any non-compliance with regulations and/or voluntary codes, a brief statement of this fact is sufficient.	■ Legal and Ethical Issues ・Major Initiatives>Compliance with Anti-trust Law as well as Statutory and Regulatory Requirements Relating to Advertising and Labeling No significant violations regarding anti-trust laws or advertising and labeling were identified in FY2025.
418: Customer Privacy 2016			
418-1	Substantiated complaints concerning breaches of customer privacy and losses of customer data	a. Total number of substantiated complaints received concerning breaches of customer privacy, categorized by: i. complaints received from outside parties and substantiated by the organization; ii. complaints from regulatory bodies. b. Total number of identified leaks, thefts, or losses of customer data. c. If the organization has not identified any substantiated complaints, a brief statement of this fact is sufficient.	Not applicable for the fiscal year under review.
Innovation			
3-3	Management of material topics	a. describe the actual and potential, negative and positive impacts on the economy, environment, and people, including impacts on their human rights; b. report whether the organization is involved with the negative impacts through its activities or as a result of its business relationships, and describe the activities or business relationships; c. describe its policies or commitments regarding the material topic; d. describe actions taken to manage the topic and related impacts, including: i. actions to prevent or mitigate potential negative impacts; ii. actions to address actual negative impacts, including actions to provide for or cooperate in their remediation; iii. actions to manage actual and potential positive impacts; e. report the following information about tracking the effectiveness of the actions taken: i. processes used to track the effectiveness of the actions; ii. goals, targets, and indicators used to evaluate progress; iii. the effectiveness of the actions, including progress toward the goals and targets; iv. lessons learned and how these have been incorporated into the organization's operational policies and procedures; f. describe how engagement with stakeholders has informed the actions taken (3-3-d) and how it has informed whether the actions have been effective (3-3-e).	■ SEKISUI CHEMICAL Group's Sustainability ・Indicators and Targets>Key ESG Management Issues (Materiality) and KPIs, and Management Indicators ■ Stakeholder Engagement ■ Innovation
DX			
3-3	Management of material topics	a. describe the actual and potential, negative and positive impacts on the economy, environment, and people, including impacts on their human rights; b. report whether the organization is involved with the negative impacts through its activities or as a result of its business relationships, and describe the activities or business relationships; c. describe its policies or commitments regarding the material topic; d. describe actions taken to manage the topic and related impacts, including: i. actions to prevent or mitigate potential negative impacts; ii. actions to address actual negative impacts, including actions to provide for or cooperate in their remediation; iii. actions to manage actual and potential positive impacts; e. report the following information about tracking the effectiveness of the actions taken: i. processes used to track the effectiveness of the actions; ii. goals, targets, and indicators used to evaluate progress; iii. the effectiveness of the actions, including progress toward the goals and targets; iv. lessons learned and how these have been incorporated into the organization's operational policies and procedures; f. describe how engagement with stakeholders has informed the actions taken (3-3-d) and how it has informed whether the actions have been effective (3-3-e).	■ SEKISUI CHEMICAL Group's Sustainability ・Indicators and Targets>Key ESG Management Issues (Materiality) and KPIs, and Management Indicators ■ Stakeholder Engagement ■ DX

SASB Standards Content Index

WEB **Sector: Infrastructure Home Builders**
https://www.sasb.org/standards-overview/download-current-standards/

Table 1. Sustainability Disclosure Topics & Metrics

Topic	Metrics	Category	Unit of Measure	Code	Disclosure
Land Use & Ecological Impacts	Number of (1) lots and (2) homes delivered on redevelopment sites	Quantitative	Number	IF-HB-160a.1	—
	Number of (1) lots and (2) homes delivered in regions with High or Extremely High Baseline Water Stress	Quantitative	Number	IF-HB-160a.2	—
	Total amount of monetary losses as a result of legal proceedings associated with environmental regulations	Quantitative	Presentation currency	IF-HB-160a.3	■Overview ・Indicators and Targets > Setting Self-management Targets In FY2025, there were no major violations of environmental laws and regulations related to such issues as the treatment of waste, water discharge, air emissions, and soil pollution. There were also no reports on incidences of administrative guidance.
	Discussion of process to integrate environmental considerations into site selection, site design and site development and construction	Discussion and Analysis	n/a	IF-HB-160a.4	■Overview ・Indicators and Targets > Integrated Index: SEKISUI Environment Sustainability Index ■Addressing Biodiversity ・Strategy (Stance, Approach, Risks and Opportunities) ・Disclosure of Information Based on TCFD/TNFD Recommendations
Workforce Health & Safety	(1) Total recordable incident rate (TRIR) and (2) fatality rate for (a) direct employees and (b) contract employees	Quantitative	Rate	IF-HB-320a.1	■Safety Issues ・Performance Data > Frequency Rate Over Time Lost Time Injury Frequency Rate (LTIFR) Number of Fatalities Due to Occupational Accidents

Topic	Metrics	Category	Unit of Measure	Code	Disclosure
Design for Resource Efficiency	(1)Number of homes that obtained a certified residential energy efficiency rating and (2)average rating	Quantitative	Number,Rating	IF-HB-410a.1	■Climate Change ・Major Initiatives > Contributing to Carbon Reduction and Decarbonization through Our Businesses > [Progress on Commitments] Increasing the market penetration rate of ZEH housing In FY2025, the ratio of new detached net-zero energy houses (ZEH) (actual results calculated based on ZEH builder's reporting methods) was 95%.
	Percentage of installed water fixtures certified to a water efficiency standard	Quantitative	Percentage(%)	IF-HB-410a.2	—
	Number of homes delivered certified to a third-party multi-attribute green building standard	Quantitative	Number	IF-HB-410a.3	■Climate Change ・Major Initiatives > Contributing to Carbon Reduction and Decarbonization through Our Businesses > [Progress on Commitments] Increasing the market penetration rate of ZEH housing In FY2025, the ratio of new detached net-zero energy houses (ZEH) (actual results calculated based on ZEH builder's reporting methods) was 95%. ■Addressing Biodiversity ・Strategy (Stance, Approach, Risks and Opportunities) > Risks and Opportunities Our Group's town and community development project model, "Asaka Lead Town," has obtained ABINC-ADVANCE certification. This has allowed us to turn risk into opportunity, as the ecological considerations have helped enhance the attractiveness of the town.
	Description of risks and opportunities related to incorporating resource efficiency into home design, and how benefits are communicated to customers	Discussion and Analysis	n/a	IF-HB-410a.4	■SEKISUI CHEMICAL Group's Sustainability ・Products to Enhance Sustainability ■Climate Change ・Major Initiatives > Contributing to Carbon Reduction and Decarbonization through Our Businesses
Community Impacts of New Developments	Description of how proximity and access to infrastructure, services, and economic centres affect site selection and development decisions	Discussion and Analysis	n/a	IF-HB-410b.1	—
	Number of (1) lots and (2) homes delivered on infill sites	Quantitative	Number	IF-HB-410b.2	—
	(1) Number of homes delivered in compact developments and (2) average density	Quantitative	Number, units per hectare	IF-HB-410b.3	—
Climate Change Adaptation	Number of lots located in 100-year flood zones	Quantitative	Number	IF-HB-420a.1	—
	Description of climate change risk exposure analysis, degree of systematic portfolio exposure, and strategies for mitigating risks	Discussion and Analysis	n/a	IF-HB-420a.2	■Climate Change ・Strategy (Stance, Approach, Risks and Opportunities) ・Disclosure of Information Based on TCFD/TNFD Recommendations

Table 2. Activity Metrics

Metrics	Category	Unit of Measure	Code	Disclosure
Number of controlled lots	Quantitative	Number	IF-HB-000.A	—
Number of homes delivered	Quantitative	Number	IF-HB-000.B	—
Number of active selling communities	Quantitative	Number	IF-HB-000.C	—

WEB **Sector: Resource Transformation:Chemicals**
https://www.sasb.org/standards-overview/download-current-standards/

Table1. Sustainability Disclosure Topics & Metrics

Topic	Metrics	Category	Unit of Measure	Code	Disclosure
Greenhouse Gas Emissions	Gross global Scope 1 emissions, percentage covered under emissions-limiting regulations	Quantitative	Metric tonnes (t) CO_2-e, Percentage (%)	RT-CH-110a.1	■Climate Change ・Performance Data > Greenhouse Gas Emissions throughout Our Entire Supply Chain
	Discussion of long-and short-term strategy or plan to manage Scope 1 emissions, emissions reduction targets, and an analysis of performance against those targets	Discussion and Analysis	n/a	RT-CH-110a.2	■Overview ・Strategy (Stance, Approach, Risks and Opportunities) > Our Direction for 2050 on Environmental Issues Environmental Medium-term Plan Based on Our Long-term Vision ■Climate Change ・Strategy (Stance, Approach, Risks and Opportunities) ・Indicators and Targets
Air Quality	Air emissions of the following pollutants: (1) NO_x (excluding N_2O), (2) SO_x, (3) volatile organic compounds (VOCs), and (4) hazardous air pollutants (HAPs)	Quantitative	Metric tonnes (t)	RT-CH-120a.1	■Chemical Substance Management ・Performance Data > Discharge of Volatile Organic Compounds (VOCs) into the Atmosphere / Japan NO_x Emissions / Japan SO_x Emissions / Japan Soot and dust Emissions / Japan

Topic	Metrics	Category	Unit of Measure	Code	Disclosure
Energy Management	(1) Total energy consumed, (2) percentage grid electricity, (3) percentage renewable and (4) total self-generated energy	Quantitative	Gigajoules (GJ), Percentage (%)	RT-CH-130a.1	■Overview ・Indicators and Targets > Material Balance > Energy ■Climate Change ・Indicators and Targets > GHG > Indicator 2. Renewable energy ratio of purchased electricity (including solar power generation for in-house use) ・Performance Data > Energy Use and per Unit of Production (Index) during Manufacturing / Japan Energy Use and per Unit of Production (Index) during Manufacturing / Overseas Breakdown of Energy Use during Manufacturing / Japan Breakdown of Energy Use during Manufacturing / Overseas Electricity Consumption in Japan and Overseas Ratio of Renewable Energy to Total Energy Consumption / Electricity, Biomass Boilers Amount of Power Generation for In-house Use, Amount of Purchased Electricity Derived from Renewable Energy Sources / Japan and Overseas* Excluding Co-Generation Ratio of Electricity Derived from Renewable Energy Sources / Japan and Overseas* Excluding Co-Generation
Water Management	(1) Total water withdrawn, (2) total water consumed; percentage of each in regions with High or Extremely High Baseline Water Stress	Quantitative	Thousand cubic metres (m^3), Percentage (%)	RT-CH-140a.1	■Overview ・Indicators and Targets > Material Balance > Water intake volume ■Reducing Water-related Risks ・Performance Data > Water Intake Volume at Production Sites / Japan Water Intake Volume at Production Sites / Overseas Water Consumption at Production Sites / Japan Water Consumption at Production Sites / Overseas Water Intake Volume at Production Sites by Water Source Water Consumption at Production Sites
	Number of incidents of non-compliance associated with water quality permits, standards, and regulations	Quantitative	Number	RT-CH-140a.2	■Overview ・Indicators and Targets > Setting Self-management Targets In FY2025, there were no major violations of environmental laws and regulations related to such issues as the treatment of waste, water discharge, air emissions, and soil pollution. There were also no reports on incidences of administrative guidance.
	Description of water management risks and discussion of strategies and practices to mitigate those risks	Discussion and Analysis	n/a	RT-CH-140a.3	■Reducing Water-related Risks Strategy (Stance, Approach, Risks and Opportunities) Governance Risk Management Indicators and Targets Major Initiatives

Topic	Metrics	Category	Unit of Measure	Code	Disclosure
Hazardous Waste Management	(1)Amount of hazardous waste generated, (2)percentage recycled	Quantitative	Metric tons (t), Percentage (%)	RT-CH-150a.1	■Realizing Resource Recycling ・Performance Data > Amount of Hazardous Waste Generated / Recycling rate (Japan and Overseas)FY2025
Community Relations	Discussion of engagement processes to manage risks and opportunities associated with community interests	Discussion and Analysis	n/a	RT-CH-210a.1	■Overview ・Strategy (Stance, Approach, Risks and Opportunities) > Our Direction for 2050 on Environmental Issues ■Stakeholder Engagement ・Major Initiatives
Workforce Health & Safety	(1)Total recordable incident rate (TRIR) and (2) fatality rate for (a) direct employees and (b) contract employees	Quantitative	Rate	RT-CH-320a.1	■Safety Issues ・Performance Data > Frequency Rate Over Time Lost Time Injury Frequency Rate (LTIFR) Number of Fatalities Due to Occupational Accidents
	Description of efforts to assess, monitor, and reduce exposure of employees and contract workers to long-term (chronic) health risks	Discussion and Analysis	n/a	RT-CH-320a.2	■Human Capital > Achieving Diversity ・Major Initiatives > Creating a Vibrant Work Environment > Ensure a healthy and comfortable working environment ・Major Initiatives > Management Issues to be Solved through Health and Productivity Management ■Safety Issues ・Strategy (Stance, Approach, and Awareness of Risk) ・Governance ・Risk Management ・Major Initiatives
Product Design for Use-phase Efficiency	Revenue from products designed for use-phase resource efficiency	Quantitative	Presentation currency	RT-CH-410a.1	■SEKISUI CHEMICAL Group's Sustainability ・Products to Enhance Sustainability > Indicators and Targets > Net Sales / Proportion of Products to Enhance Sustainability
Safety & Environmental Stewardship of Chemicals	(1) Percentage of products that contain Globally Harmonised System of Classification and Labelling of Chemicals (GHS) Category 1 and 2 Health and Environmental Hazardous Substances, (2) percentage of such products that have undergone a hazard assessment	Quantitative	Percentage (%) by revenue, Percentage (%)	RT-CH-410b.1	—
	Discussion of strategy to (1) manage chemicals of concern and (2) develop alternatives with reduced human or environmental impact	Discussion and Analysis	n/a	RT-CH-410b.2	■Chemical Substance Management ・Strategy (Stance and Approach)
Genetically Modified Organisms	Percentage of products by revenue that contain genetically modified organisms (GMOs)	Quantitative	Percentage (%) by revenue	RT-CH-410c.1	—

Topic	Metrics	Category	Unit of Measure	Code	Disclosure
Management of the Legal & Regulatory Environment	Discussion of corporate positions related to government regulations or policy proposals that address environmental and social factors affecting the industry	Discussion and Analysis	n/a	RT-CH-530a.1	■Overview ・Indicators and Targets > Setting Self-management Targets ■Stakeholder Engagement ・Major Initiatives > Declaration of Support for Initiatives and Organizations in Which SEKISUI CHEMICAL Group Participates ■Respect for Human Rights ・Major Initiatives > Response to the UK Modern Slavery Act ■Legal and Ethical Issues ・Major Initiatives > Compliance with Anti-trust Law as well as Statutory and Regulatory Requirements Relating to Advertising and Labeling ・Major Initiatives > Tax Compliance Initiatives ・Performance Data > Donations to Political Organizations
Operational Safety, Emergency Preparedness & Response	Process Safety Incidents Count (PSIC), Process Safety Total Incident Rate (PSTIR), and Process Safety Incident Severity Rate (PSISR)	Quantitative	Number, Rate	RT-CH-540a.1	—
	Number of transport incidents	Quantitative	Number	RT-CH-540a.2	■Overview ・Indicators and Targets > Setting Self-management Targets In FY2025, there were no major violations of environmental laws and regulations related to such issues as the treatment of waste, water discharge, air emissions, and soil pollution. There were also no reports on incidences of administrative guidance. ■Safety Issues ・Safety During Transportation ・Performance Data > Number of Occupational Accidents Number of Major Facility Accidents Frequency Rate Over Time

Table 2. Activity Metrics

Activity Metric	Category	Unit of Measure	Code	Disclosure
Production by reportable segment	Quantitative	Cubic metres (m^3) or metric tonnes (t)	RT-CH-000.A	—

SEKISUI CHEMICAL CO., LTD.

2-10-4 Toranomon, Minato-ku, Tokyo 105-8566 Japan
https://www.sekisuichemical.com/

Publication date / July 2026, published once a year (Previous report published in July 2025; next report scheduled for July 2027)